

# SWING



# SWING

### Material

Stainless Steel

### Stock Finishes

[PLS SEE COLOUR KEY CHART- Click for Link](#)

### Guarantee

20 Years

### Installation

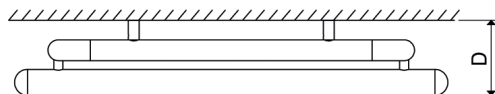
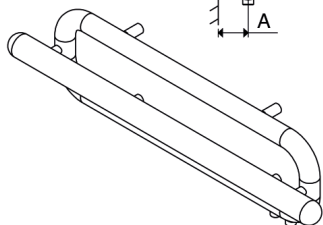
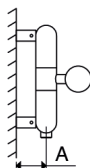
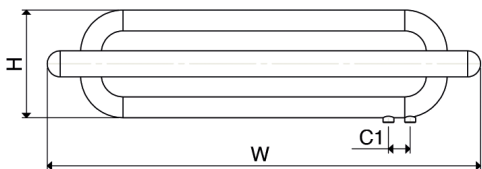
Horizontal

PRODUCT CODE	Height (mm) H	Width (mm) W	Sections n	Pipe Centers (mm) C1	Wall to pipe Centers A (mm)	Wall Distance D (mm)	Nett Weight (kg)	Water Content (lt)	Fuel Type	Heat Outputs	
										Watts	BTU
SWI 1000025001	250	1000	1	50	74-89	158-173	6.0	2.1	C	494	1684

Please add finishing code at the end of the product code

Code example : SWI 1000025001 MRP

Fuel type i.e  
 C: Central Heating  
 E: Electrical Heating  
 D: Dual Heating (C+E)



n = number of sections  
 Max. working pressure 10 bar  
 Max. working temperature 95 °C  
 Connections ½"  
 Pipe centers C1 50mm