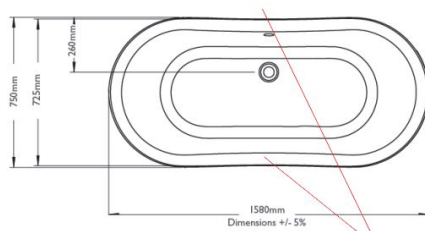
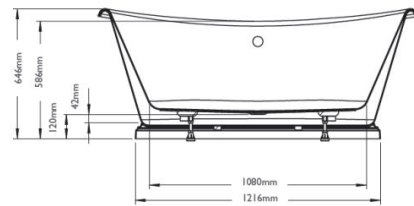


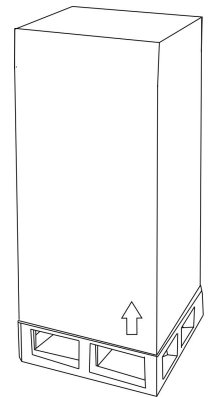
## CUSTOMER SPECIFICATION SHEET - BATHS

SALES CODE: BAS063

DESCRIPTION 1580 BOAT BATH



**IMPORTANT:** As the original Boat or Bateau baths were made, the rim on the long sides bend inwards by approx. 20mm in the middle, so there will be a gap between the centre of the bath and the wall



### PRODUCT DIMENSIONS

Length (mm)	Width (mm)	Depth (mm)	Nett Wgt Kg
1580	750	646	36

### PACKAGING DIMENSIONS

Length (mm)	Width (mm)	Depth (mm)	Gross Wgt Kg

### PACKAGING DATA

Box Colour	Brown Cardboard Sleeve		
Box Qty	1	Label Colour	White Label
Label Size	100 X 50	Label Qty	2

### OUTER BOX DIMENSIONS (If Applicable)

Length (mm)	Width (mm)	Height (mm)	Gross Wgt Kg
1200	800	1730	58
Barcode			

### PRODUCT DETAILS

Country of Origin	China	Certification	FSC	CE
Fitting Instruction	No	Material Colour Ref'	European White	
Product Material	Acrylic	Waste Inc'	Waste Not Included	
Volume (Ltr)	180	Includes Grips	No Grips Supplied	
Leg Set Inc'	Legset Included	No of Tapholes	None	
Drilled/Undrilled	Undrilled For Taps			
Embossed	No			
Anti-Slip	No			