

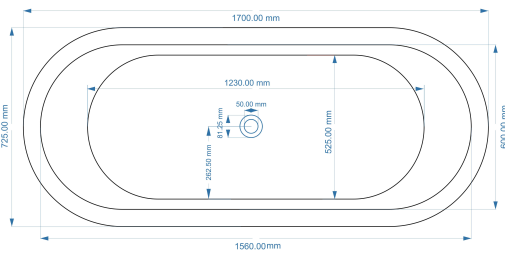
CUSTOMER SPECIFICATION SHEET - BATHS

SALES CODE: BAC032

DESCRIPTION: 1700 BRASS BOAT BATH



Top View

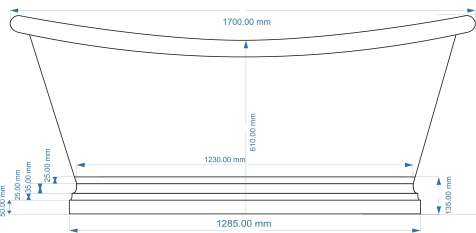


BC Design

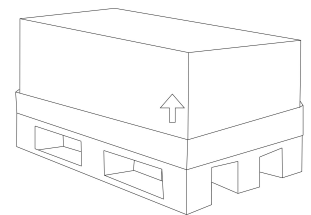
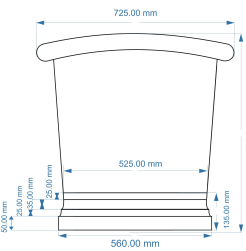
1700 mm Boat Bathtub Drawing

Waste to Floor Distance
Should be 105 mm

Front View



Side View



PRODUCT DIMENSIONS

Length (mm)	Width (mm)	Depth (mm)	Nett Wgt Kg
1700	725	700	50

PACKAGING DIMENSIONS

Length (mm)	Width (mm)	Depth (mm)	Gross Wgt Kg
1830	840	820	50.5

PACKAGING DATA

Box Colour	Brown Cardboard		
Box Qty	1	Label Colour	White
Label Size	100 x 50	Label Qty	1

OUTER BOX DIMENSIONS (If Applicable)

Length (mm)	Width (mm)	Height (mm)	Gross Wgt Kg
1830	840	820	58.3
Barcode			

PRODUCT DETAILS

Country of Origin	India
Fitting Instruction	No
Product Material	Brass (unlacquered)
Volume (Ltr)	190
Leg Set Inc'	Legset Not Included
Drilled/Undrilled	Undrilled For Taps
Embossed	No
Anti-Slip	No

Certification	FSC	CE
Material Colour Ref'	Brass	
Waste Inc'	Waste Not Included	
Includes Grips	No Grips Supplied	
No of Tapholes	None	