

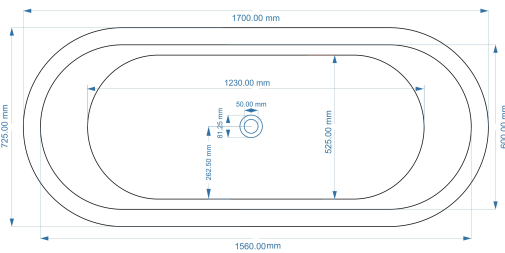
CUSTOMER SPECIFICATION SHEET - BATHS

SALES CODE: BAC012

DESCRIPTION 1700 COPPER BOAT BATH - COPPER/ENAMEL



Top View

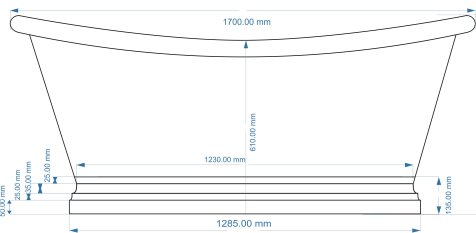


BC Design

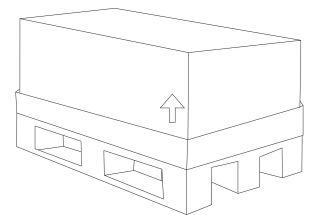
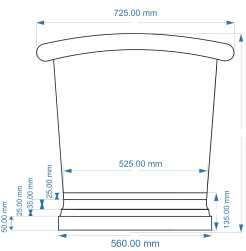
1700 mm Boat Bathtub Drawing

Waste to Floor Distance
Should be 105 mm

Front View



Side View



PRODUCT DIMENSIONS

Length (mm)	Width (mm)	Depth (mm)	Nett Wgt Kg
1700	725	700	50

PACKAGING DIMENSIONS

Length (mm)	Width (mm)	Depth (mm)	Gross Wgt Kg
1830	840	820	50.5

PACKAGING DATA

Box Colour	Brown Cardboard		
Box Qty	1	Label Colour	White
Label Size	100 x 50	Label Qty	1

OUTER BOX DIMENSIONS (If Applicable)

Length (mm)	Width (mm)	Height (mm)	Gross Wgt Kg
1830	840	820	58.3
Barcode			

PRODUCT DETAILS

Country of Origin	India	Certification	FSC	CE
Fitting Instruction	No	Material Colour Ref	Copper/Enamel	
Product Material	Copper			
Volume (Ltr)	190			
Leg Set Inc'	Legset Not Included	Waste Inc'	Waste Not Included	
Drilled/Undrilled	Undrilled For Taps	Includes Grips	No Grips Supplied	
Embossed	No	No of Tapholes	None	
Anti-Slip	No			