

RE-480/2 THE EDWARDIAN 2 COLUMN 480
RE-640/2 THE EDWARDIAN 6 COLUMN 640
RE-740/2 THE EDWARDIAN 6 COLUMN 740
RE-1040/2 THE EDWARDIAN 6 COLUMN 1040

The Edwardian 2 Column Cast Iron Radiator is slimline in design, making it perfect for hallways and small spaces where space is of a premium.

The Edwardian 2 Column has 3 different heights and is complementary to the 4 Column and 6 Column.



Arroll

RE-480/2 / RE-640/2 / RE-740/2 / RE-1040/2 THE EDWARDIAN 2 COLUMN 480, 640, 740 & 1040

THE EDWARDIAN 2 COLUMN 480

RADIATOR DIMENSIONS

Leg section height:	484 mm
Middle section height:	430 mm
Section length:	60 mm
Radiator depth:	89 mm

INLET & EXIT

Bottom inlet to floor:	94 mm
Top inlet to floor:	444 mm
Pipe centres to skirting board:	44.5 mm

HEAT OUTPUT PER SECTION

Delta ΔT 50°C:	39 Watts / 134 BTUs
Delta ΔT 60°C:	49 Watts / 169 BTUs

RADIATOR WEIGHT

Empty weight per leg section:	3.0 KG
Empty weight per middle section:	2.5 KG
Filled weight per leg section:	3.4 KG
Filled weight per middle section:	2.9 KG

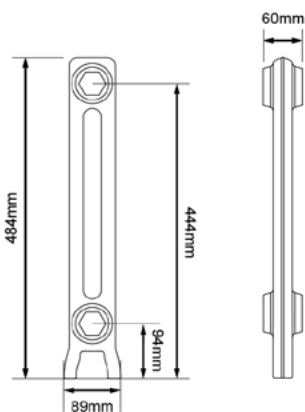
INTERNAL VOLUME

Leg section	0.4 L
Middle section	0.4 L

*All measurements and sizes are approximate.

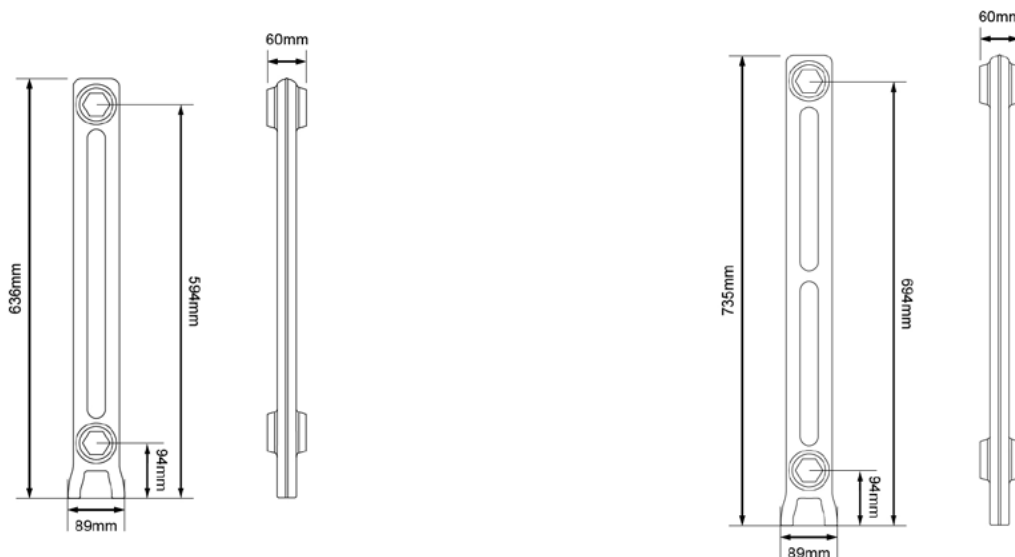
Terms & Conditions

It is the policy of Arroll Limited to allow a 4% +/- tolerance on all measurements and sizes provided. It is not recommended that plumbers fit pipe centres prior to the arrival & inspection of the radiator. Warranty is subject to the instillation of the radiator in accordance to the fitting instruction supplied. The Arroll name including its trademark is registered property of Arroll Limited, Belfast.



RE-480/2 THE EDWARDIAN 2 COLUMN 480
RE-640/2 THE EDWARDIAN 6 COLUMN 640
RE-740/2 THE EDWARDIAN 6 COLUMN 740
RE-1040/2 THE EDWARDIAN 6 COLUMN 1040

Arroll



THE EDWARDIAN 2 COLUMN 640

THE EDWARDIAN 2 COLUMN 740

RADIATOR DIMENSIONS	
Leg section height:	636 mm
Middle section height:	580 mm
Section length:	60 mm
Radiator depth:	89 mm

RADIATOR DIMENSIONS	
Leg section height:	735 mm
Middle section height:	684 mm
Section length:	60 mm
Radiator depth:	89 mm

INLET & EXIT	
Bottom inlet to floor:	94 mm
Top inlet to floor:	594 mm
Pipe centres to skirting board:	44.5 mm

INLET & EXIT	
Bottom inlet to floor:	94 mm
Top inlet to floor:	694 mm
Pipe centres to skirting board:	44.5 mm

HEAT OUTPUT PER SECTION	
Delta ΔT 50°C:	62 Watts / 212 BTUs
Delta ΔT 60°C:	78 Watts / 267 BTUs

HEAT OUTPUT PER SECTION	
Delta ΔT 50°C:	70 Watts / 239 BTUs
Delta ΔT 60°C:	88 Watts / 302 BTUs

RADIATOR WEIGHT	
Empty weight per leg section:	3.5 KG
Empty weight per middle section:	3.0 KG
Filled weight per leg section:	4.3 KG
Filled weight per middle section:	3.8 KG

RADIATOR WEIGHT	
Empty weight per leg section:	4.2 KG
Empty weight per middle section:	4.0 KG
Filled weight per leg section:	5.2 KG
Filled weight per middle section:	5.0 KG

INTERNAL VOLUME	
Leg section	0.8 L
Middle section	0.8 L

INTERNAL VOLUME	
Leg section	1.0 L
Middle section	1.0 L

*All measurements and sizes are approximate.

*All measurements and sizes are approximate.

Terms & Conditions

It is the policy of Arroll Limited to allow a 4% +/- tolerance on all measurements and sizes provided. It is not recommended that plumbers fit pipe centres prior to the arrival & inspection of the radiator. Warranty is subject to the installation of the radiator in accordance to the fitting instruction supplied. The Arroll name including its trademark is registered property of Arroll Limited, Belfast.

RE-480/2 THE EDWARDIAN 2 COLUMN 480
RE-640/2 THE EDWARDIAN 6 COLUMN 640
RE-740/2 THE EDWARDIAN 6 COLUMN 740
RE-1040/2 THE EDWARDIAN 6 COLUMN 1040



Arroll

RE-480/2 / RE-640/2 / RE-740/2 / RE-1040/2 THE EDWARDIAN 2 COLUMN 480, 640, 740 & 1040

THE EDWARDIAN 2 COLUMN 1040

RADIATOR DIMENSIONS

Leg section height:	1037 mm
Middle section height:	981 mm
Section length:	60 mm
Radiator depth:	89 mm

INLET & EXIT

Bottom inlet to floor:	94 mm
Top inlet to floor:	994 mm
Pipe centres to skirting board:	44.5 mm

HEAT OUTPUT PER SECTION

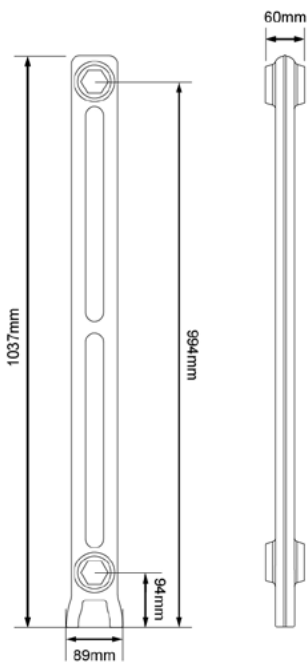
Delta ΔT 50°C:	99 Watts / 338 BTUs
Delta ΔT 60°C:	125 Watts / 427 BTUs

RADIATOR WEIGHT

Empty weight per leg section:	5.7 KG
Empty weight per middle section:	5.2 KG
Filled weight per leg section:	6.9 KG
Filled weight per middle section:	6.4 KG

INTERNAL VOLUME

Leg section	1.2 L
Middle section	1.2 L



*All measurements and sizes are approximate.

Terms & Conditions

It is the policy of Arroll Limited to allow a 4% +/- tolerance on all measurements and sizes provided. It is not recommended that plumbers fit pipe centres prior to the arrival & inspection of the radiator. Warranty is subject to the installation of the radiator in accordance to the fitting instruction supplied. The Arroll name including its trademark is registered property of Arroll Limited, Belfast.