

PLATINUM SMART-HEAT™ ELECTRIC MARINE

Made in high-quality, AISI316-grade stainless-steel, our Platinum Smart-Heat™ Electric Marine heaters were specifically engineered to provide superior resistance to the corrosive elements of marine and coastal environments. Available in a white or black finish, the translucent ceramic glass screen spreads radiant heat evenly across large areas while minimizing light emission.



2300W SERIES
BLACK | WHITE



3400W SERIES
BLACK | WHITE

SPECIFICATIONS

Reference the specification guide below to help you select the correct solution for your needs.

MODEL NUMBER	2300W SERIES	3400W SERIES
PRODUCT CODES	BH0320015 BH0320017	BH0320016 BH0320018
FUEL TYPE	ELECTRIC	ELECTRIC
COLOR	BLACK WHITE	BLACK WHITE
HEAT AREA	65FT ²	108FT ²
RATED CURRENT	230 - 240V/9.6A	230 - 240V/14.2A
MINIMUM FLOOR CLEARANCE	WALL 72" CEILING 96"	WALL 72" CEILING 96"
MOUNTING OPTIONS		
CEILING MOUNT	✓	✓
CEILING RECESS KIT PRODUCT CODES	BH3130034	BH3130035
WALL MOUNT	✓	✓
RECESSED FLUSH MOUNT	✓	✓
CEILING POLE MOUNT	✓	✓
FREESTANDING	-	-
CONTROL OPTIONS		
ON OFF	✓	✓
ON OFF PRODUCT CODE	BH3130011-1	BH3130011-1
DIMMER	✓	✓
DIMMER PRODUCT CODE	BH3130012	BH3130012
MASTER REMOTE *	✓	✓

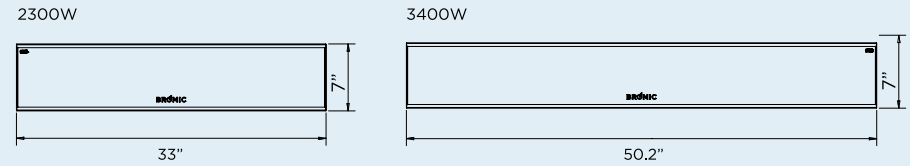
* Control up to six zones of heaters with unlimited heaters per zone from a single control. Works only with dimming controllers. Control operates within 100ft of heaters.

Measurements displayed within this document are minimum requirements for installation. Bromic takes no responsibility for incorrect or non-compliant installations. All measurement in this document are displayed in inches.

DIMENSIONS


With a wide range of sizes available, find the ideal heater to suit your outdoor space.

PROFILE

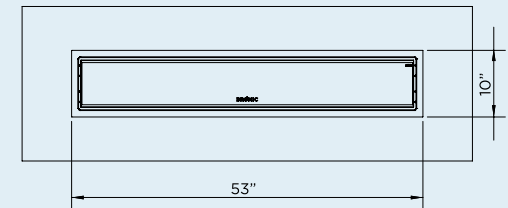


CEILING RECESS

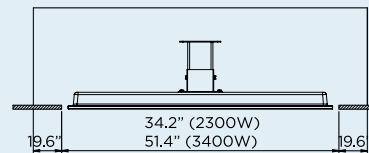
CEILING RECESS FRAME 2300W



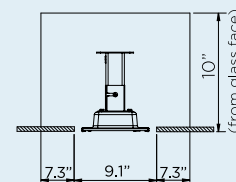
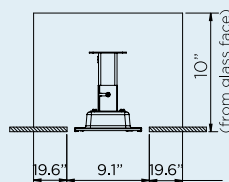
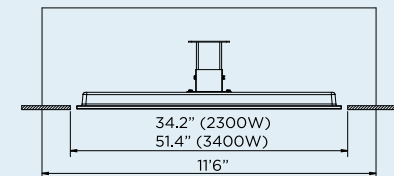
CEILING RECESS FRAME 3400W



MINIMUM CAVITY OPTION 1



MINIMUM CAVITY OPTION 2

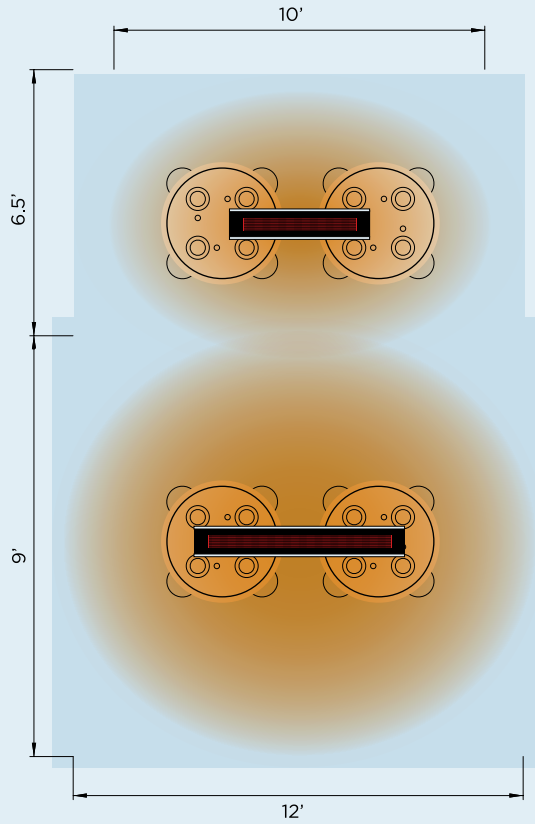


HEATING REACH

Creating ideal comfort levels, Bromic heaters offer a variety of heat distribution options to suit your outdoor heating needs.

HEAT AREAS

2300W SERIES
HEATING APPROXIMATELY 65FT²
2300W HEATING POWER



3400W SERIES
HEATING APPROXIMATELY 108FT²
3400W HEATING POWER



EXTEND YOUR COMFORT
OUTDOORS WITH THE SUPERIOR
HEAT AND AWARD-WINNING
DESIGN OF OUR SMART-HEAT™
OUTDOOR HEATERS.



VERSATILE MOUNTING SOLUTION
Minimal ceiling recess clearance required. Flush mounted design aesthetics.

HIGH PERFORMANCE STAINLESS-STEEL CONSTRUCTION
Premium 316 grade stainless-steel suitable for marine and coastal environments.



CLEAN, COMPACT AND ELEGANT DESIGN
Minimized light emissions and easy to clean in a black or white finish.

SEALED ELEMENT
Sealed compartment with thin film elements to prevent corrosion.



COMPATIBLE WITH SMART-WIRELESS TECHNOLOGY

BROMIC.COM/HEAT

ASIA PACIFIC | NORTH AMERICA | EUROPE

Bromic pursues a policy of continuing improvement in design and performance of its products. The right is therefore reserved to vary specifications without notice.