

398-463

Before beginning, read the instructions below and follow all local plumbing and building codes.

For this installation of your new freestanding faucet it is presumed that the water supply lines are underneath the floor and are in direct access for faucet installation

A rounded hole, 1-1/2" in diameter, will provide access to the water supply lines when mounting the faucet. The distance between the mounting location to the water supply lines should be approximately 7".

Unpack and inspect your new faucet for any shipping damages and ensure no pieces are missing.

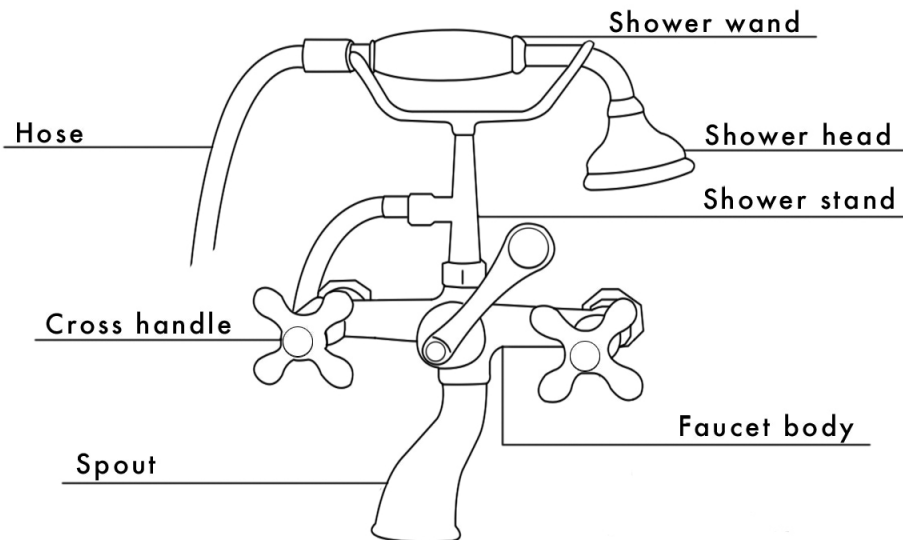
If any damages are discovered DO NOT INSTALL.

SHUT OFF ALL WATER SUPPLY LINES AT THE TUB WHEN INSTALLING NEW FAUCET

Please contact customer service at 1(866)448-Tubs. You may also call our customer service for any other assistance with our products.

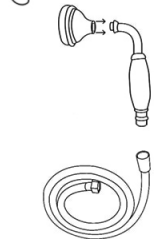
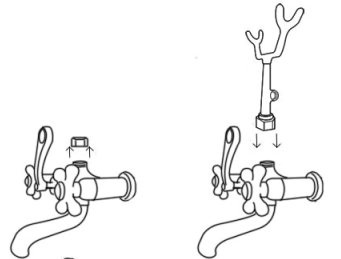
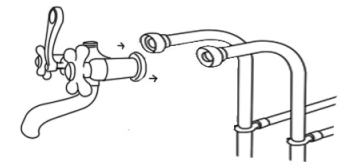
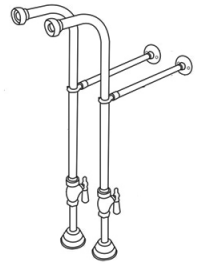
TOOLS AND MATERIALS NEEDED :

Screwdriver	Plumber's Tape	Adjustable wrench
Plumbers Tape		



It is always advised to place plumber's tape on all threaded areas.

1. Assuming your free standing water lines are prepared. Locate two risers and thread them onto the water lines.
2. Tighten these down and ensure they are both facing the desired direction for installation.
3. Taking only the body of the faucet, attach the body to both outlets of the waterlines. Tighten the waterlines and faucet together
4. Remove the nut behind the spout to show a cone rubber washer. Thread the stand onto the faucet body with the rubber cone washer remaining in the faucet.
5. Attach the short end of the hose to the stand with the black washer that is tied to the hose. Now attach the opposite end to the shower wand. Attach the shower head to the wand as well.
6. Test your new faucet by turning on the water and ensuring that both HOT and COLD water come out and that the faucet is leak free.



TEST YOUR NEW FAUCET BY RUNNING HOT AND COLD WATER TO ENSURE THEY ARE WORKING PROPERLY WITHOUT LEAKS.

CONTACT US:
Cambridge-Plumbing.com
TOLL FREE: 866-448-8827
Sales@Cambridge-Plumbing.com