

Instruction Manual

Edma



To ensure correct care, please take some time to review the enclosed instructions to review how to operate your watch.

Vol.1.01 EN

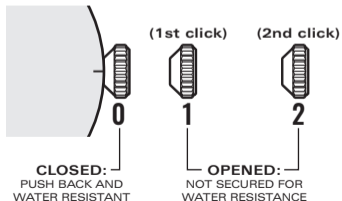
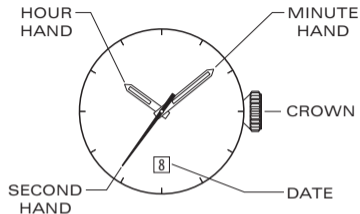
Edma

**EPIQUE
3 HANDS DATE**

For more details on operating this timepiece please refer to the enclosed booklet or visit :

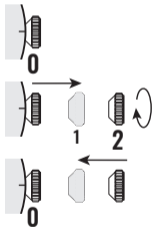
EDMA-WATCHES.COM/IM

DISPLAY



HOW TO SET THE TIME

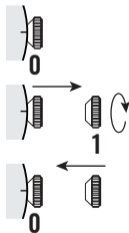
1. Pull the crown to position **[2]**-(2nd click).
2. Turn the crown clockwise to set the correct time.
3. Push the crown in.



* Take a.m./p.m. into consideration when setting the hour and minute hands to the desired time.

HOW TO SET THE DATE

1. Pull the crown out to position **[1]**-(1st click).
2. Turn the crown anti-clockwise to set the correct date.
3. Push the crown back in the position **[0]**.



* Do not set the date between 9:00 P.M. and 4:00 A.M.

WATER RESISTANCE

The water resistance indicated on your timepiece serves only as a guide. Actual water resistance may vary depending on a number of important factors including temperature, water salinity, and actual use under water.

The water resistance of your timepiece may eventually be compromised over time with general wear and tear and the use of your watch under adverse conditions.

Always remember to employ the screw down crown (if available) to maintain the water resistance of your timepiece. Warranty may be voided if the screw down crown has not been properly employed.

Note that you should **NEVER** wear your watch in a jacuzzi, hot shower or steam room where steam may enter the case despite the watertight seals used to protect your watch.

The steam may cause condensation inside your watch, which may affect and damage the inner workings of your watch – which would also not be covered by the warranty.