

# How To Operate

## Cordless Standard & TDBU

### WARNING

\*According to the Window Covering Manufactures Association Inc., all labels must not be removed from the product.

\*To comply with child safety standards, all safety tension devices must be installed.

### Need Assistance?

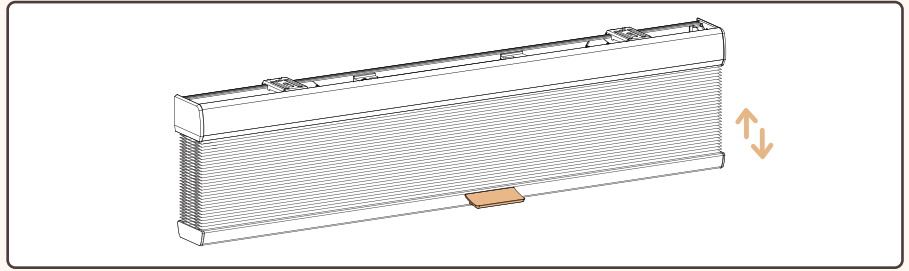
Contact a City Shade Associate for help with Installing.

(877)-224-8974

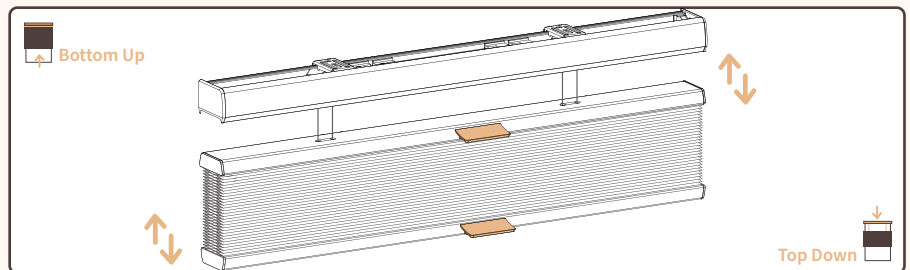
support@cityshadecompany.com

www.cityshadecompany.com

## Cordlock Standard



**Lower/Raise:** To lower your shade, pull down on the back of the chain. To raise your shade, pull down on front of the chain to lower.

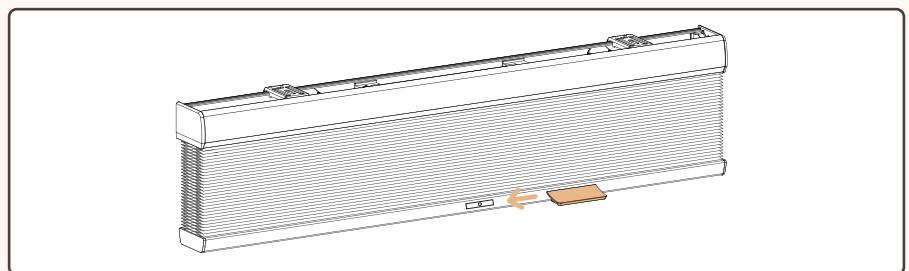


### Bottom:

**Lower/Raise:** By the handle, lift the bottom up or down to raise or lower shade.

### Top:

**Lower/Raise:** By the handle, lift the bottom up or down to raise or lower shade.



### Attaching lift handle:

Simply slide the handle from right to left over the attached mounting bracket.