

FOTILE

A BREATH OF FRESH ENGINEERING™

For over two decades, FOTILE has been striving to provide those pursuing high-quality lifestyles with top notch products and high-end kitchen appliances. Passionately and dedicatedly submerged in the field of kitchen appliances, FOTILE has now made its place to millions of kitchens across the globe.

By virtue of its independent brand strength, FOTILE has now become the number 1 consumer choice for over 17 million families belonging to more than 30 countries in the world. Hence, it now ranks as a successful industry leader.

FOTILE has responsibly adhered to the strategic orientation of "Professional, High-end, and Responsible."

In addition to a compelling local design, FOTILE also comprises of very specific and intricate design strengths from South Korea and Japan.

FOTILE makes use of high-end kitchen manufacturing equipment and advanced international industrial manufacturing technology, with its kitchen appliance research centers set up in Germany and Japan.

As of May 2020, FOTILE has obtained nearly 3,900 patents, out of which almost 600 are patents for invention.

Deeply rooted in the diverse field of kitchen appliances for decades, FOTILE has now become an innovative industrial leader with a rich technological heritage.

In the future, FOTILE will continue to cohere to its corporate mission of "For the Happiness of Hundreds of Millions of Families," and make ongoing efforts to continue being the ultimate choice for millions of happy kitchens and families around the world.

+1 844-315-0315
8365 Woodbine ave, Unit 113
Markham, ON, L3R 2P4
ca.fotileglobal.com
info@fotileca.com



WECHAT SERVICE

FOTILE

PIXIE AIR™ Whisper Power

A BREATH OF
FRESH ENGINEERING™



What is the definition of an “ideal kitchen” in your mind?
Frying fish in a room full of smoke?
Increasing the air flow only to throw yourself into the noise?
Never underestimate the momentous changes an excellent
range hood can bring to your kitchen.

You'll be amazed at how easy it is to deal with cooking smoke.
You probably would have never expected that a range hood
can be so quiet.

This is a brand new cooking experience brought to you by
FOTILE.



WhisPower System

High suction power and low noise levels have always been viewed by the industry experts as opposing forces that are difficult to balance. FOTILE's engineers have innovated and developed the WhisPower System, hence marking a revolutionary innovation. With the WhisPower System, there is no need to compromise on powerful performance. At the same time, the sound of the range hood is pleasant. It's not just about the low decibels; the combination of soft tones and low volume makes cooking a great pleasure.

Soft Sound Technology to Revitalize the Auditory Experience



As low as 37dB, brand new quiet experience

The FOTILE Pixie Air works more gently than you might think, immersing you in cooking as if you were in a quiet library.


Efficient Smoke Extraction Visible Performance



850 CFM
Equivalent to 850 CFM, enabling the entire kitchen to be refreshed in just 1.5 minutes.



Two Fans More Power
Twin-turbine centrifugal fans covering a 30-inch cooking area provide a constant flow of suction power.



Patented Nautilus Air Passageway design to improve suction and exhaust efficiency.



Professional Deflector to reduce wind noise and turbulence.



Patented bionic impeller to enable less resistance and less noise.




Originally designed motors Powerful and durable.

The Secret to Making Smoke Easier to Deal with Lies in this Plate


3.0 Capture Shield Technology

To address the disadvantage of traditional under-cabinet range hoods that are prone to fume diffusion, FOTILE's engineers have gone through more than 30 program designs and thousands of mock comparison tests to develop the 3.0 Capture Shield Technology. The Coanda Effect is used to actively absorb the smoke, and the double-plate cover forms a giant curtain to catch the smoke. There are two-ongoing approach strategies that are implemented here: Rapid fume intake and highly-efficient oil filtration.




Capture Shield Technology

Covering 30-inch stove top and nearly 6sq.ft of cooking area



18mph ultra fast fume intake

Extreme circular canyon effect speeds up suction process



One-piece oil cup

Cleaner without oil dripping






Beauty Lies in More Than Just One Color

The glass panel is crystal clear, with rounded corners and fine silk-screened details that are visually appealing to the eyes. Have fun during the customization process, while color-matching your cabinets in a way you like, and creating your own personalized kitchen space.

Customizable colors for reference:




Cleaning in Just One Minute with a piece of cloth or kitchen towels Capture Shields are removable and easy-to clean.



Immediate Clean
Smooth surface that can be wiped clean immediately



Quick Disassembly and Assembly
Buckle design for quick disassembly and assembly



Easy Rinsing
Rinse with warm water in an easy and convenient manner



Dishwasher Safe
Easy machine washing to free your hands



Thought-out in Every Detail




Motion Activation

Non-contact operation without leaving a fingerprint



Intelligent Air Management System

Automatically detects and removes harmful gases for peace of mind



Multi-shift Delay Shutoff

5/15/30min optional for different demands

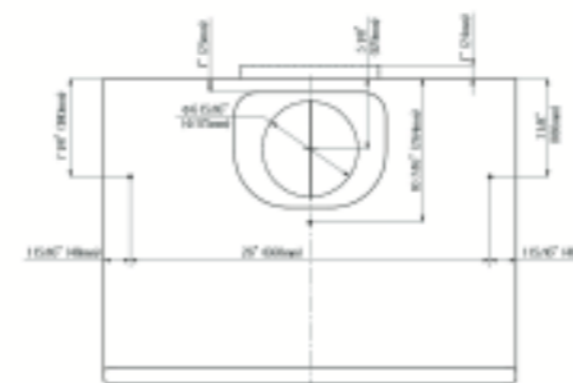


600LUX LED Lighting

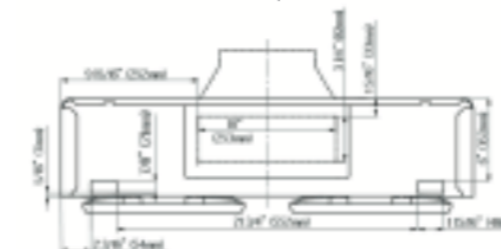
Clear and unobtrusive vision without dazzling the eyes




Model		UQS3001	UQG3002
Size (inch)	Width	29 13/16	29 13/16
	Depth	22 1/16	22 1/16
	Height	8 5/16	8 5/16
Installation		Under Cabinet	Under Cabinet
Duct Type		Horizontal/Vertical	Horizontal/Vertical
Power Supply		120V/60Hz	120V/60Hz
Motor Power		256W	260W
Max. Static Pressure(Pa)		350	400
Max. EQUIV. CFM		680	850
Min. Noise Level(dB)		37	37
Speed Setting		3	4
Illumination	Power	3W x 2 (LED)	3W x 2 (LED)
	Night Mode	N	Y
Motor		Dual AC Motors	Dual AC Motors
Capture Shield		3.0 w/ One-Piece Grease Tray	3.0 w/ One-Piece Grease Tray
Operation		Push Buttons	Motion Activation + Touchscreen
Delay Shutoff		N	5, 15, 30min
Customizable Glass Color		N	Y
CAT (CFM Adjustment Tech)		Y	Y
Intelligent Air Management		Y	Y



Top



Back



Side



Front