




Features & Benefits




High Efficient DC Motor

- Industry Leading Technology.
- Powerful and efficient ventilation.
- Refreshes the whole kitchen in just minutes.




High Max Static Pressure

- Automatic cruise booster automatically accelerates and pressurizes to deliver a maximum burst of 900Pa ventilation propulsion in quick response to flue obstructions.



Ultra-quiet Operation

- DC frequency conversion airflow sounds soft and natural Bionic impeller keeps airflow smooth and silent.
- Nautilus-shaped intake chamber reduces obstructions to fume extraction.




Capture-Shield Technology

- Cover wider cooking area.
- Create a "Coanda Effect" ensuring ultra-fast powerful ventilation.



Simple to Clean

- Detachable Captur-Shields with integrated oil cup.
- Dishwasher safe or hand clean with soap and water.



Motion Gesture Activation

- Contact-less Touch Free Operation.
- Simply Wave to the Pixie Air, and it will automatically Power On / Off with fan and lights.

WALL-MOUNT CHIMNEY RANGE HOODS

Perimeters Vent Series

Model:EMS6008-C

FOTILE

A BREATH OF FRESH ENGINEERING®

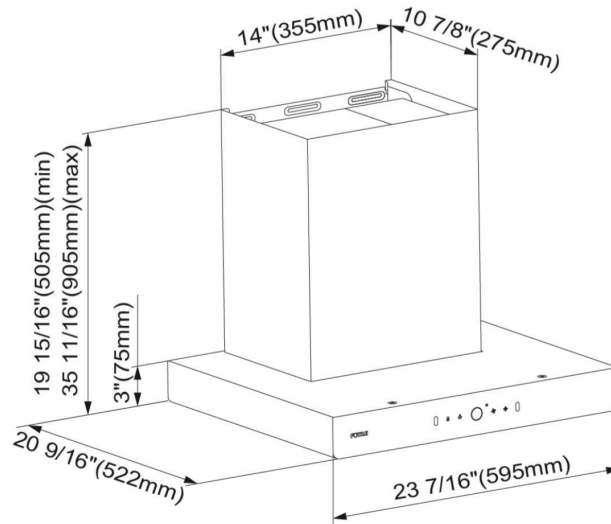


Model		EMS6008-C
Certification		ETL
Ventilation Type		Duct
Product Dimensions	Width	23 7/16"(595mm)
	Depth	20 9/16"(522mm)
	Height	19 15/16"(505mm) ~ 35 11/16"(905mm)
Speed Setting		4 (Low/Medium/High/Boost)
Air Volumn(m ³ /h)		480/720/790/920
Max.Equiv.CFM		850*
Noise Level(dB)		41/50/52/56
Power Supply(V/Hz)		120/60
Input Power(W)		200
Motor		DC Motor
Illumination		3W*2 (LED)
Max.Static Pressure(Pa)		880
Delay Shutoff		5min
Operation		Touch Screen
Capture Shield		Fixed
Oil Filter & Oil Cup		Removable & Dishwasher Safe
Height Adjustable		N
Auto Smoke Detection		N
Intelligent Air Management		N
Auto Turbo		N
Installation		Wall-Mount

*FOTILE Equivalent CFM is a higher CFM rating due to our filterless technology that combines WhisPower Motors and Capture-Shield design. By utilizing this technology, FOTILE applies the Coanda Effect by accelerating smoke extraction and grease separation, and increasing our Capture Efficiency. This enables FOTILE to cover a larger cooktop surface (7.2 Sq Ft) and achieve a ~92% oil filtration rate, and ~98% odor elimination rate, keeping your kitchen smoke free and smelling fresh.

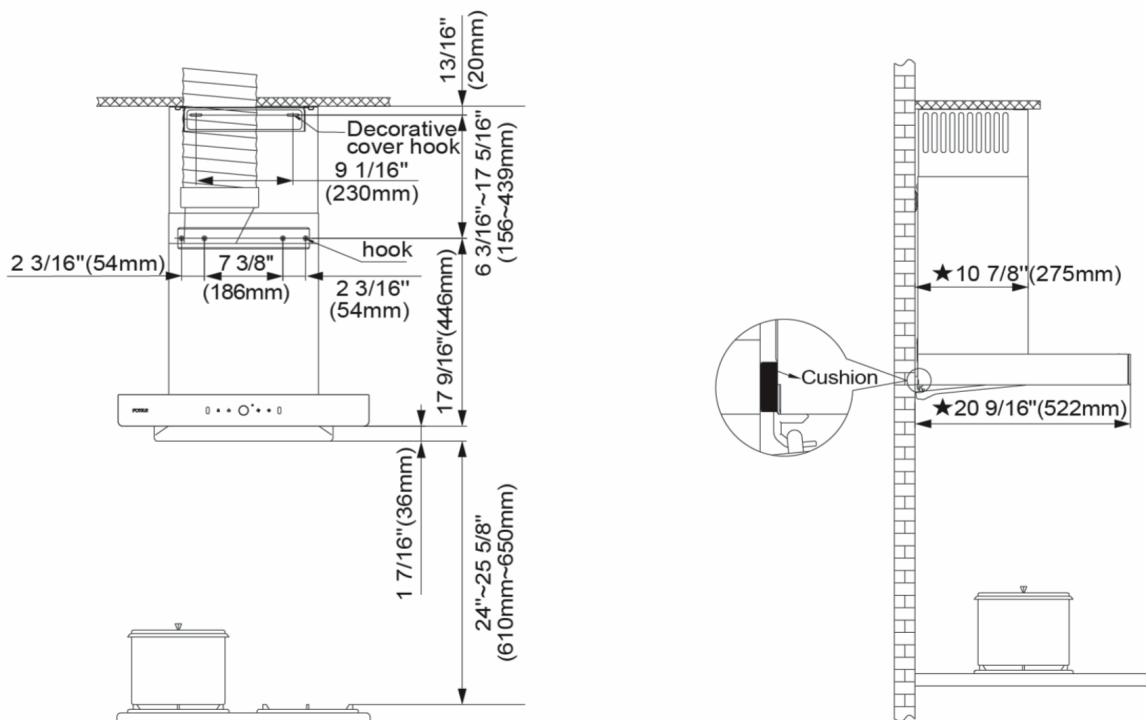
Product Dimensions

Unit:inch(mm)



Installation Information

Unit:inch(mm)



Product installation and cabinet collocation figure diagram

(★ is the distance from the wall)