

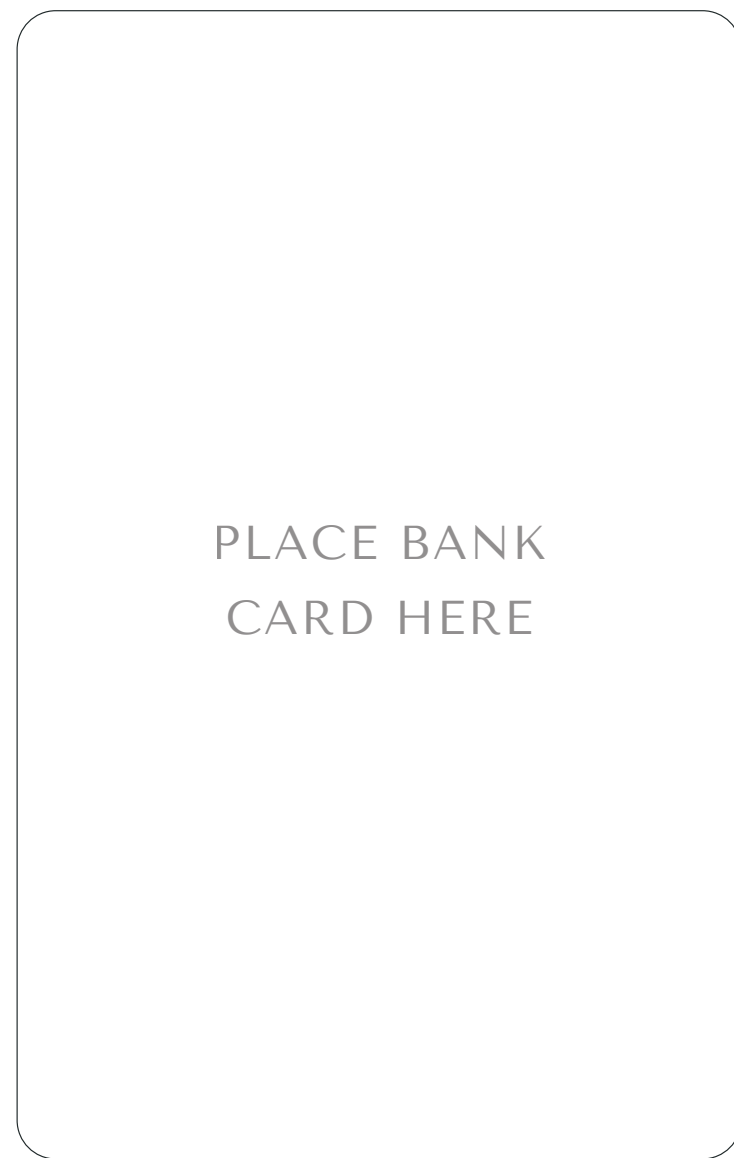
RING SIZE GUIDE

Finding the perfect fit

Finding your size has never been easier with our ring size guide. Read the steps below to find your perfect fit.


STEP 1

To ensure the correct scale, add a bank card to the box on the right and zoom in to make sure that the box fits on your phone, tablet or computer screen. Your bank card should sit in the box perfectly.



STEP 2


Place the ring on one of the circles below to find which fits the best - the circle should align with the inner edge of your ring. (If you're in between sizes, we'd recommend going for the bigger size for a more comfortable fit!)




16.3 mm



17.1 mm



17.7 mm



19.2 mm

STEP 3

Use our international size chart below to find your size.

INTERNATIONAL SIZE CHART				
INNER DIAMETER	SIZES			
(mm)	UK	US	EU	CHINA
14	F	3	44	4
14.9	H	3.75	47	6
15.5	J	5	48.5	9
16.3	L	5.75	51	11
17.1	N	6.75	53.5	13
17.7	P	7.5	56	15
18.8	R	8.75	58	18.5
19.2	S	9	59.5	20