

INBLOX® DP Basic Rep

Function

The **DP Basic Rep** is the head module of a multiple repeater that can be extended by up to five extension modules. It has no higher intelligence and serves primarily as repeater with an extended diagnosis via LED.

The coming PROFIBUS has got a 9-pin D-subminiature connector. Four terminal connections provide for the PROFIBUS outlets and thus five segments can be built.

By the extension modules each having four segments it is possible to create up to 25 segments. The LEDs provide for a simple diagnosis.

Technical data

- Voltage supply: 24 VDC ± 20 %
- Power supply: 0,3 A
- Connection: 9 pole sub-D – IN
4 screw terminals – OUT
(Assignment: shield / B / A / shield)
- Baud rate: 9,6 kbps to 12 Mbps

General data

- Installation: 35 mm DIN top-hat rail
- Dimensions (H x W x D): 114,5 x 45,2 x 99 mm
- Protective system: IP20
- Operating temperature: 5 °C to 55 °C
- Storage temperature: -20 °C to 70 °C
- PROFIBUS-Types: DP, DP-V1, FMS, MPI
- Extension: DP Diag Rep (till 5 pieces)

Terminal configuration

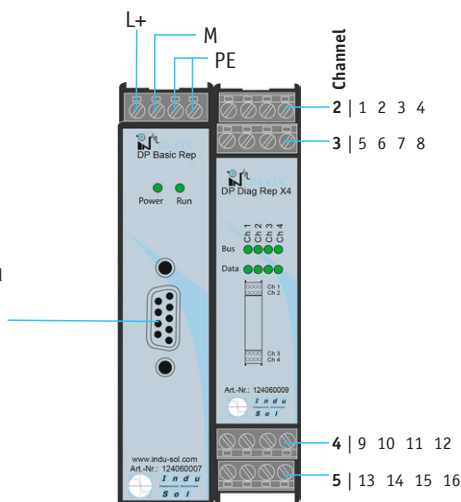
PROFIBUS DP

Clamping connection for DP

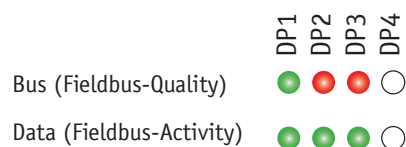
Channel 2	Channel 3
2 B	6 B
3 A	7 A
1+4 Shield	5+8 Shield

Channel 4	Channel 5
10 A	14 A
11 B	15 B
9+12 Shield	13+16 Shield

Channel 1 SUB-D socket



INBLOX® DP Basic Rep



Fieldbus LED Green:
Everything o.k.

Data LED Green:
Data traffic exists

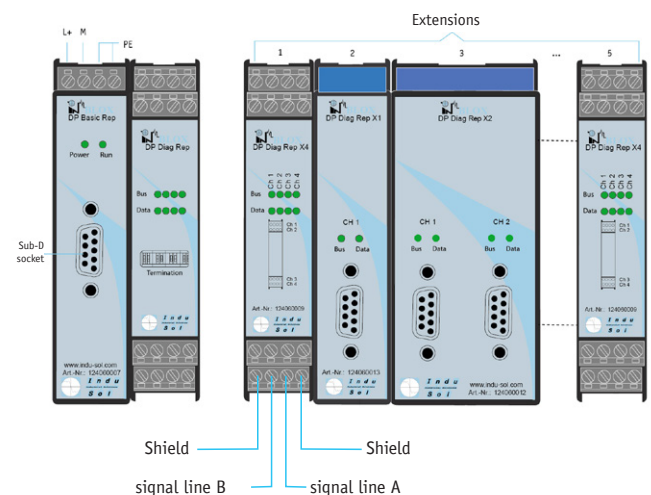
Power LED Green:
24V connected

RUN LED:
BUS LED for channel 1

BUS-LED red: Error detected
f.e.

- Error telegrams,
- Repeat telegrams,
- Device failures,
- Diagnostic messages,
- Noise failure

LED Diagnosis



Sample configuration

Ordering details

Art. No.

INBLOX® DP Basic Rep

124060007