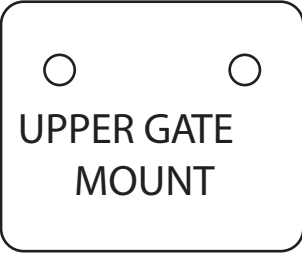


# Extra Tall Indoor/Outdoor Retractable Gate Template 1

(Print at home, scale 100%, US Letter) Codes 2727, 2728 & 2756




UPPER GATE  
MOUNT

**1. Print** at 100% scale  
**2. Cut** out templates  
**3. Join** each section  
with tape

Template 1  
Top

**CAUTION:** Check  
printed template  
against gate to confirm  
correct sizing & hole  
positions before  
installing

Middle




↑

Top

Template 1  
Middle (Top)

Middle




↑

Middle

Template 1  
Middle (Bottom)

Bottom

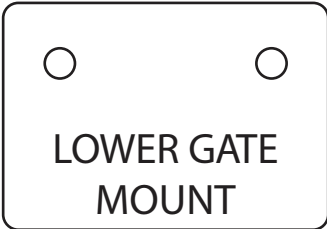


↑

Middle

Template 1  
Bottom

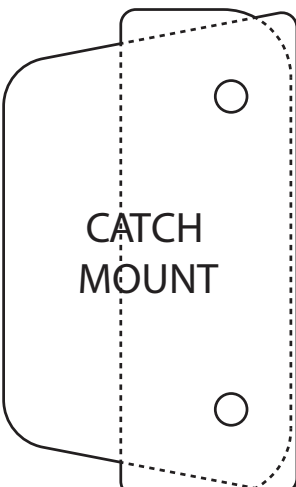
**FLOOR**



LOWER GATE  
MOUNT

# Extra Tall Indoor/Outdoor Retractable Gate Template 2

(Print at home, scale 100%, US Letter) Codes 2727, 2728 & 2756



CATCH MOUNT

Template 2  
Top

1. **Print** at 100% scale  
2. **Cut** out templates  
3. **Join** each section  
with tape

**CAUTION:** Check  
printed template  
against gate to confirm  
correct sizing & hole  
positions before  
installing

Middle

↑  
Top

Template 2  
Middle (Top)

Middle

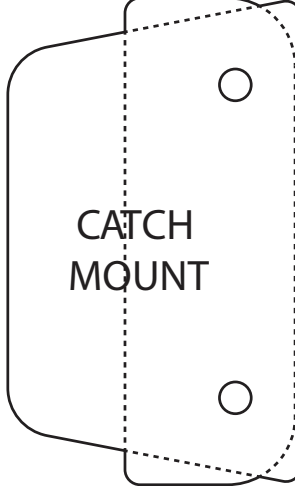
↑  
Middle

Template 2  
Middle (Bottom)

Bottom

↑  
Middle

Template 2  
Bottom



CATCH MOUNT

**FLOOR**