

1

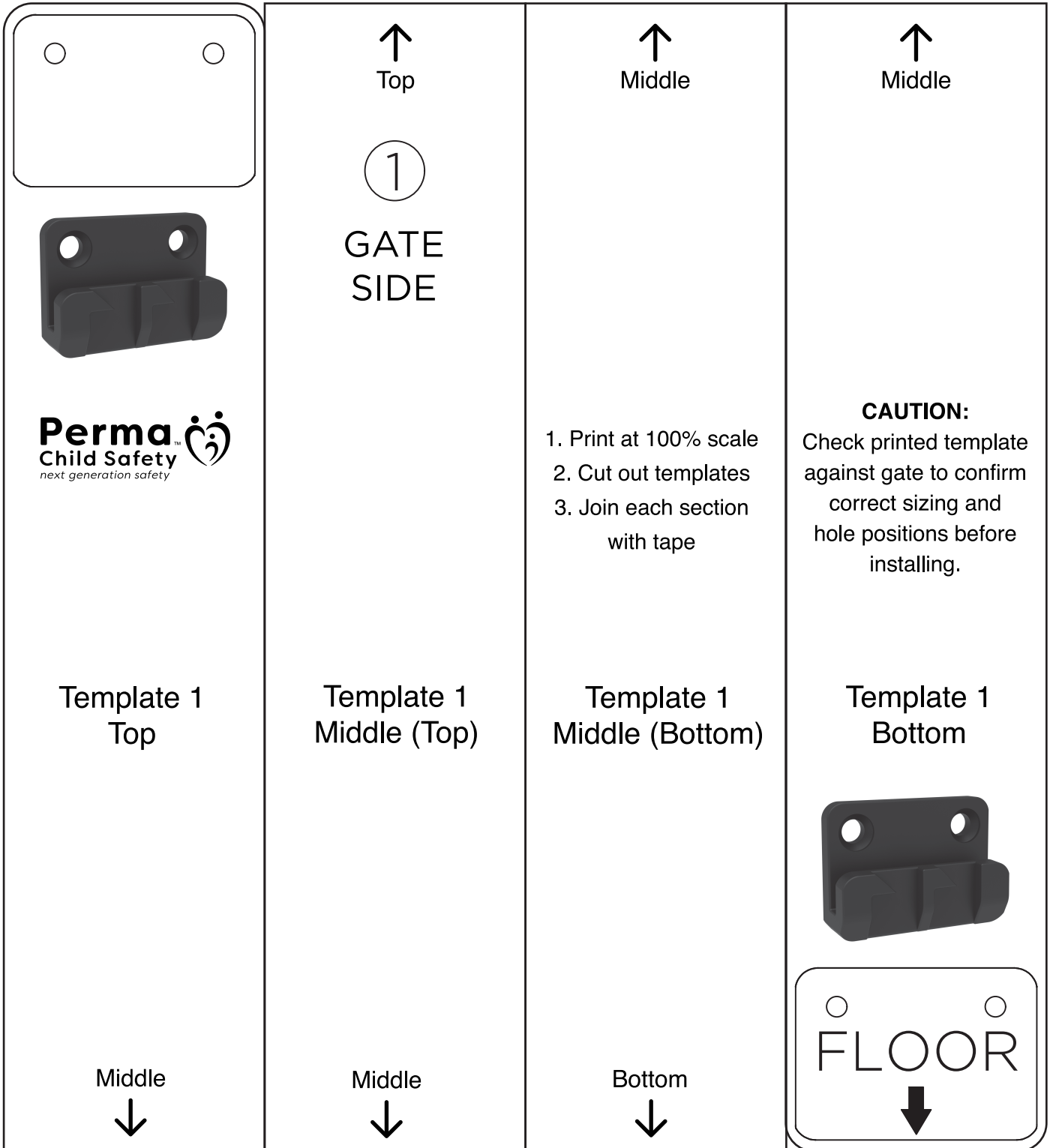
Retractable Gate Template 1

Codes: #3115, 3116, 3117, 3135, 3136, 3137









Print at home - Scale 100%

CAUTION: Check printed template against gate to confirm correct sizing and hole positions before installing.

(US Letter)



CAUTION: Check printed template against gate to confirm correct sizing and hole positions before installing.

 <p>Template 2 Top</p>   <p>Middle ↓</p>	<p>↑ Top</p> <p>②</p> <p>CATCH SIDE</p> <ol style="list-style-type: none"> 1. Print at 100% scale 2. Cut out templates 3. Join each section with tape <p>INSTALLATION VIDEO</p>  <p>Template 2 Middle (Top)</p> <p>Middle ↓</p>	<p>↑ Middle</p> <p>INSIDE MOUNTING</p>  <p>OUTSIDE MOUNTING</p>  <p>CAUTION: Check printed template against gate to confirm correct sizing and hole positions before installing.</p> <p>Template 2 Middle (Bottom)</p> <p>Bottom ↓</p>	<p>↑ Middle</p>   <p>Template 2 Bottom</p> <p>FLOOR ↓</p>
--	---	---	--