

dallas

- Bed feature (DSS mechanism)
- Extended seats in depth (DSS mechanism)
- 35 density high-resilient seat foam
- HYPER sponge on the back
- Frame strengthened with ply-Wooden
(10 year warranty compliance with European norms)
- Modular stucture provides unlimited options



Metal Leg Color



RAL 9005
BLACK



Wooden Based Color



MATT ANTRACITE



MATT WHITE



BRIGHT WHITE



WALNUT



MATT ECRU



SMOKE OAK



CREAM



CRIMSON FUME



MATT BLACK



BRIGHT BLACK

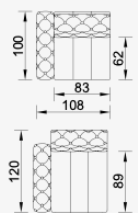


GRAY



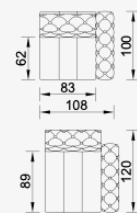
LIGHT WALNUT

Arm Module (Left)



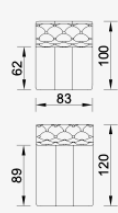
KG: 49,7 m²: 0,86

Arm Module (Right)



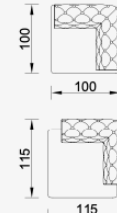
KG: 49,7 m²: 0,86

Inter Module



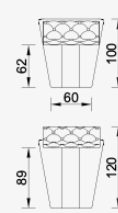
KG: 37,7 m²: 0,74

Corner Module



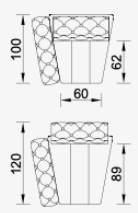
KG: 45,0 m²: 0,88

Inter Angled Module



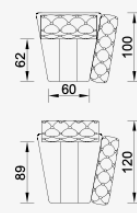
KG: 36,4 m²: 0,76

Angled Module (Left)



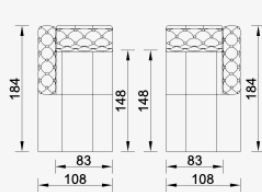
KG: 47,0 m²: 0,80

Angled Module (Right)



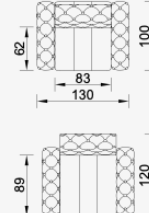
KG: 47,0 m²: 0,80

Relaxing Module (Left-Right)



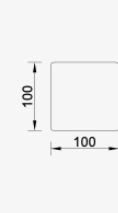
KG: 70,5 m²: 1,60

1.5 Sofa



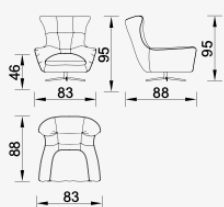
KG: 64,4 m²: 1,20

Pouf



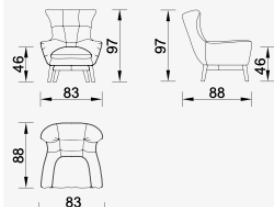
KG: 15,0 m²: 0,40

Maserati Armchair (Metal)



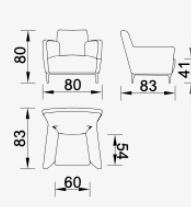
KG: 30,0 m²: 0,69

Maserati Armchair (Wooden)



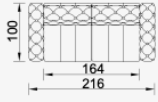
KG: 28,0 m²: 0,63

Villa Armchair



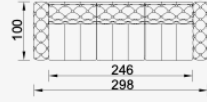
KG: 28,0 m²: 0,57

OPTION 1



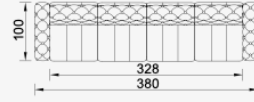
KG: 99,4 m³: 1,72

OPTION 2



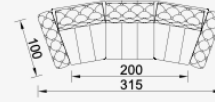
KG: 137,1 m³: 2,46

OPTION 3



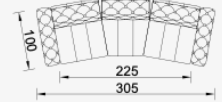
KG: 174,8 m³: 3,20

OPTION 4



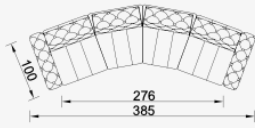
KG: 131,7 m³: 2,34

OPTION 5



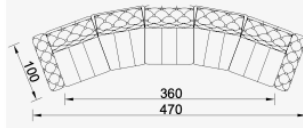
KG: 135,8 m³: 2,48

OPTION 6



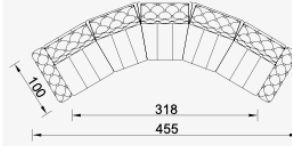
KG: 177,2 m³: 3,24

OPTION 7



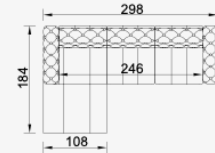
KG: 209,9 m³: 3,98

OPTION 8



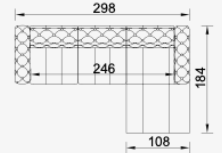
KG: 208,6 m³: 4,00

OPTION 9



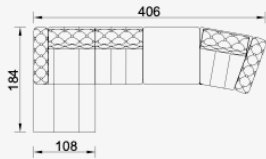
KG: 157,4 m³: 3,20

OPTION 10



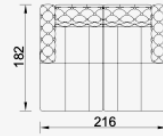
KG: 157,4 m³: 3,20

OPTION 11



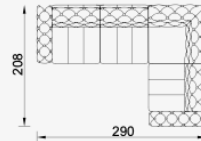
KG: 169,7 m³: 3,54

OPTION 12



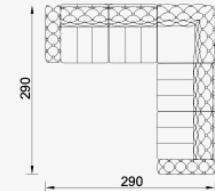
KG: 140,0 m³: 3,20

OPTION 13



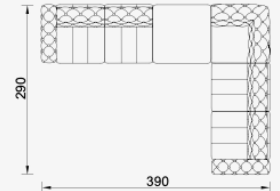
KG: 182,1 m³: 3,34

OPTION 14



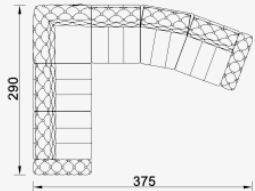
KG: 219,8 m³: 4,08

OPTION 15



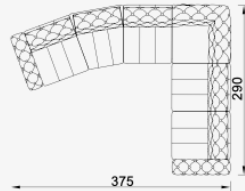
KG: 234,8 m³: 4,48

OPTION 16



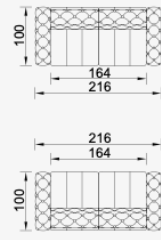
KG: 256,2 m³: 4,84

OPTION 17



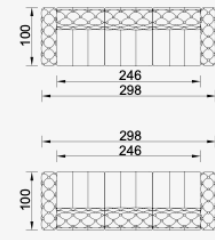
KG: 256,2 m³: 4,84

OPTION 18



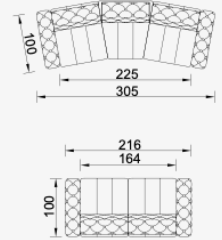
KG: 198,8 m³: 3,44

OPTION 19



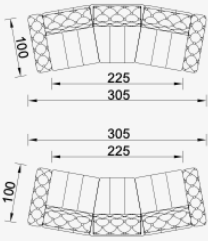
KG: 274,2 m³: 4,92

OPTION 20



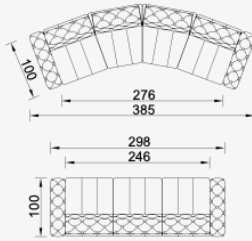
KG: 235,2 m³: 4,20

OPTION 21



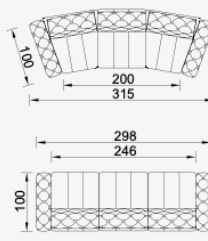
KG: 271,6 m³: 4,96

OPTION 22



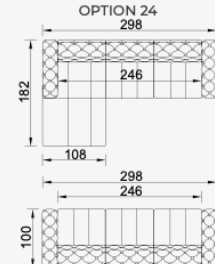
KG: 309,3 m³: 5,70

OPTION 23



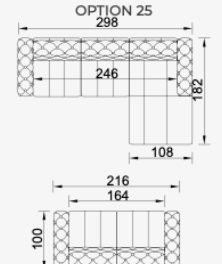
KG: 268,8 m³: 4,80

OPTION 24



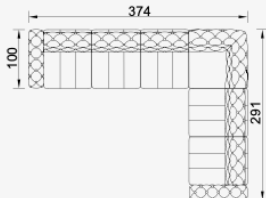
KG: 294,5 m³: 5,66

OPTION 25



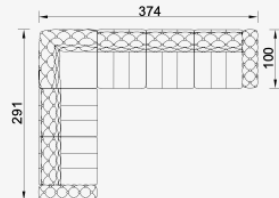
KG: 256,8 m³: 4,92

OPTION 26



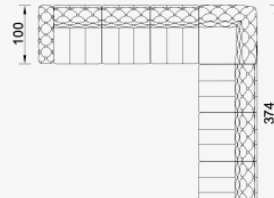
KG: 257,5 m³: 4,82

OPTION 27



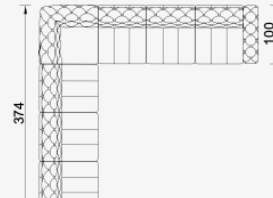
KG: 257,5 m³: 4,82

OPTION 28



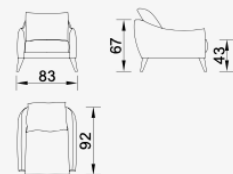
KG: 295,2 m³: 5,56

OPTION 29



KG: 295,2 m³: 5,56

APACHEE AIR ARMCHAIR



KG: 26,0 m³: 0,54