


conrad

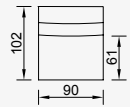
- 35 density high-resilient seat foam
- Frame strengthened with ply-Wooden
(10 year warranty compliance with European norms)
- Modular structure provides unlimited options
- Seating height 41 cm
- Sofa height 73 cm



Wooden Based Color

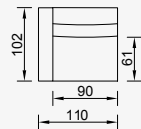


Inter Module



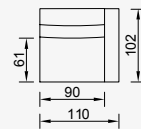
KG: 27,0 m³: 0,70

Arm Module (Left)



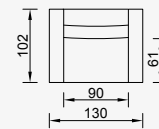
KG: 40,0 m³: 0,77

Arm Module (Right)



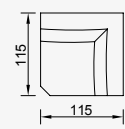
KG: 40,0 m³: 0,77

1.5 Sofa



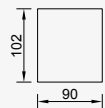
KG: 53,0 m³: 0,84

Corner Module



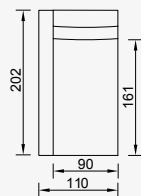
KG: 40,0 m³: 0,95

Pouf



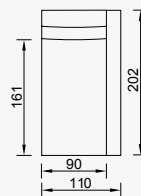
KG: 17,0 m³: 0,30

Relaxing Module (Long Arm) (Left)



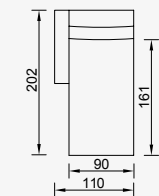
KG: 53,0 m³: 1,49

Relaxing Module (Long Arm) (Right)



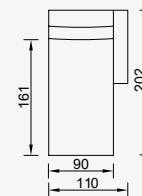
KG: 53,0 m³: 1,49

Relaxing Module (Short Arm) (Left)



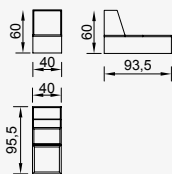
KG: 63,0 m³: 1,49

Relaxing Module (Short Arm) (Right)



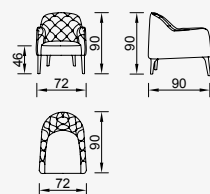
KG: 63,0 m³: 1,49

Inter Coffee Table Module



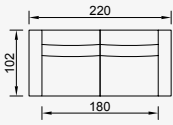
KG: 12,0 m³: 0,10

Capella Armchair



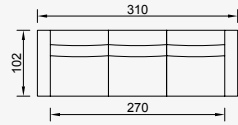
KG: 22,0 m³: 0,63

OPTION 1



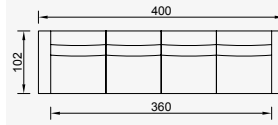
KG: 80,0 m³: 1,54

OPTION 2



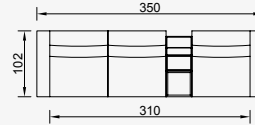
KG: 107,0 m³: 2,24

OPTION 19



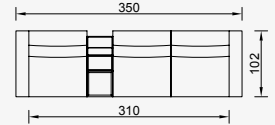
KG: 134,0 m³: 2,94

OPTION 17



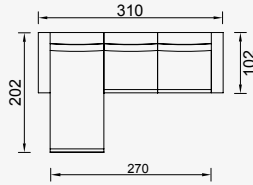
KG: 119,0 m³: 2,34

OPTION 18



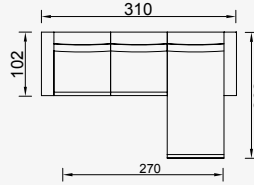
KG: 119,0 m³: 2,34

OPTION 15



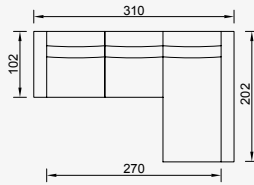
KG: 130,0 m³: 2,96

OPTION 16



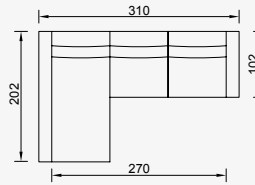
KG: 130,0 m³: 2,96

OPTION 3



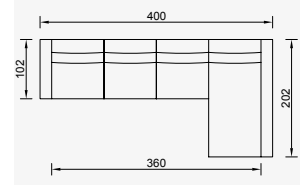
KG: 120,0 m³: 2,96

OPTION 4



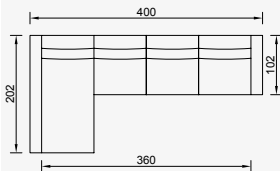
KG: 120,0 m³: 2,96

OPTION 20



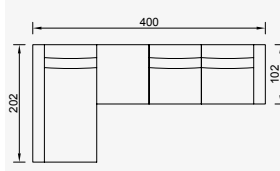
KG: 147,0 m³: 3,66

OPTION 21



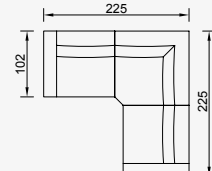
KG: 147,0 m³: 3,66

OPTION 8



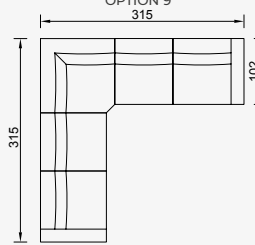
KG: 147,0 m³: 3,26

OPTION 12



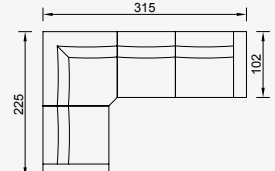
KG: 120,0 m³: 2,49

OPTION 9



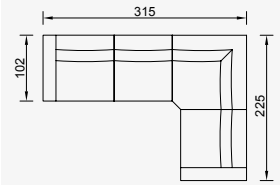
KG: 174,0 m³: 3,89

OPTION 10



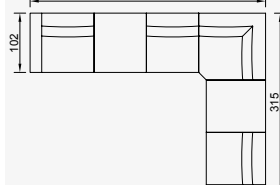
KG: 147,0 m³: 3,19

OPTION 11



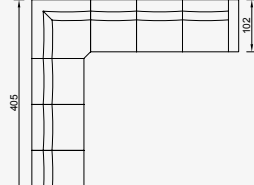
KG: 147,0 m³: 3,19

OPTION 7



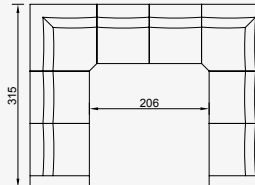
KG: 181,0 m³: 3,79

OPTION 13



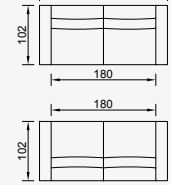
KG: 228,0 m³: 5,29

OPTION 14



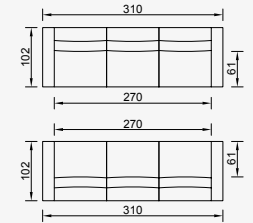
KG: 268,0 m³: 6,24

OPTION 5



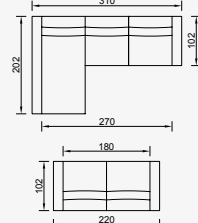
KG: 160,0 m³: 3,08

OPTION 6



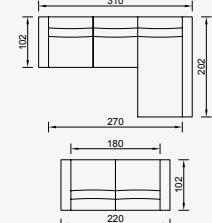
KG: 214,0 m³: 4,48

OPTION 22



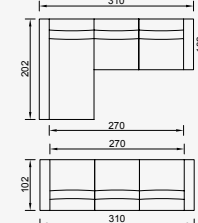
KG: 200,0 m³: 4,50

OPTION 23



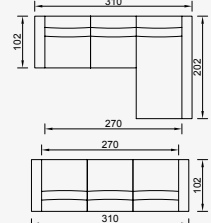
KG: 200,0 m³: 4,50

OPTION 24



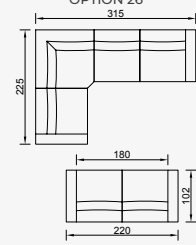
KG: 227,0 m³: 5,20

OPTION 25



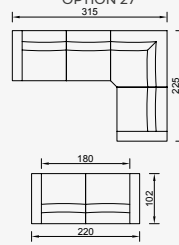
KG: 227,0 m³: 5,20

OPTION 26



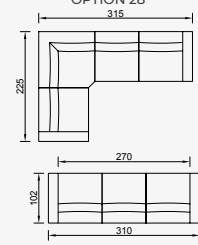
KG: 227,0 m³: 4,73

OPTION 27



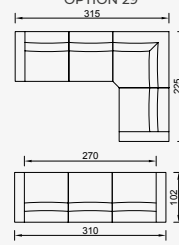
KG: 227,0 m³: 4,73

OPTION 28



KG: 254,0 m³: 5,43

OPTION 29



KG: 254,0 m³: 5,43