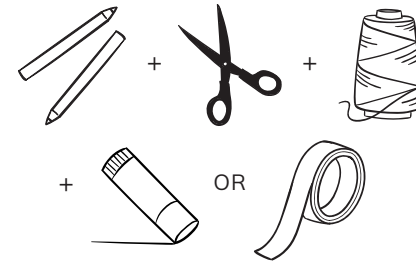


DIY SUPERHERO MASK

HIPPO BLUE
hippoblue.com.au

----- CUT LINE
 _____ FOLD LINE
 _____ COLOUR INSIDE THIS LINE

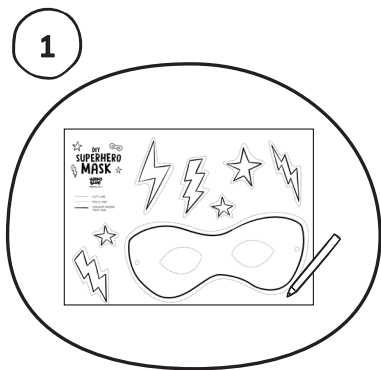
YOU WILL NEED:



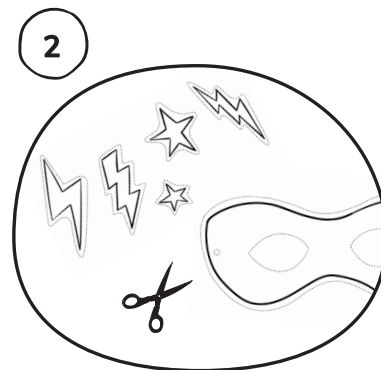
Child safety - All cutting with scissors must be done by an adult

HOW TO CONSTRUCT

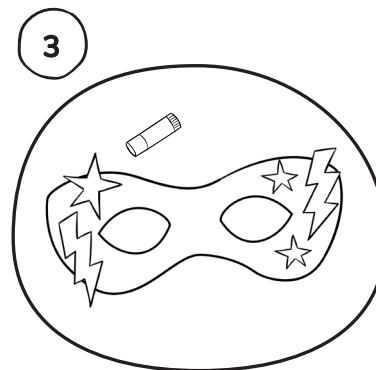
TRY A SHOELACE IF YOU DON'T HAVE STRING



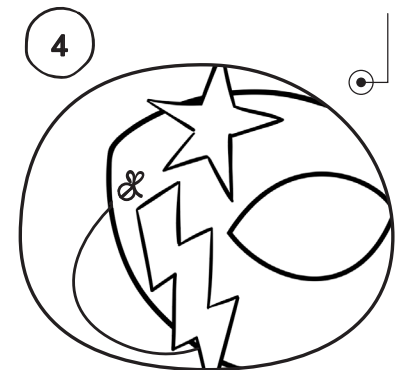
Colour in your mask, get creative!



Cut out the pieces carefully around the cut line using your scissors.



Decorate your mask.



Cut a piece of elastic strap and tight it into the mask holes



FINISHED PRODUCT

DIY
**SUPERHERO
MASK**

**HIPPO
BLUE**
hippoblue.com.au

- CUT LINE
- _____ FOLD LINE
- COLOUR INSIDE THIS LINE

