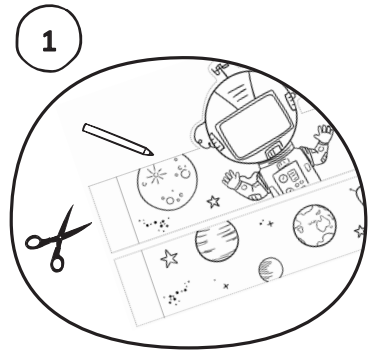


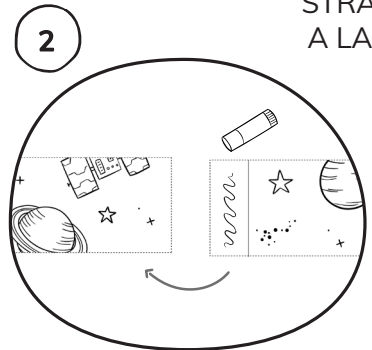
# DIY SPACE CROWN



## HOW TO CONSTRUCT



1 Colour in and cut out pieces carefully around the line using your scissors

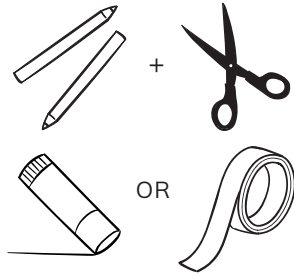


2 Stick pieces together using glue or sticky tape.


ADD EXTRA PAPER STRAP IF YOU NEED A LARGER CROWN

- CUT LINE
- FOLD LINE
- COLOUR INSIDE THIS LINE

### YOU WILL NEED:



Child safety - All cutting with scissors must be done by an adult



FINAL PRODUCT

ADJUST SIZE AS YOU NEED





DIY



# SPACE CROWN

----- CUT LINE  
 \_\_\_\_\_ FOLD LINE  
 \_\_\_\_\_ COLOUR INSIDE THIS LINE



**hippo blue**

hippoblue.com.au

