

**REXING<sup>®</sup>**

# **Wireless CarPlay Adapter**

User Manual

The information in this manual is subject to change without notice.

[www.rexingusa.com](http://www.rexingusa.com)

Activate Your  
**18-Month  
Warranty**  
& Choose Your  
**FREE Gift!**

Activate within 30 days of purchase to claim your free gift and extend your limited 12-month warranty to 18 months.

Scan The QR To Activate &  
Select Your Free Gift

**SCAN  
ME!**



<https://www.rexingusa.com/productreg/>

# Overview

## Thank you for choosing REXING!

We hope you love your new Wireless CarPlay Adapter as much as we do. If you need assistance, or have any suggestions to improve it, please contact us.

 [care@rexingusa.com](mailto:care@rexingusa.com)

 (877) 740-8004

Our support team will respond to you as soon as possible.  
Always a surprise with Rexing

## Check us out here.

- <https://www.facebook.com/rexingusa/>
- <https://www.instagram.com/rexingdashcam/>
- <https://www.rexingusa.com/support/registration/>

 Facebook



 Instagram



 Site



 Product Support



# Important Information

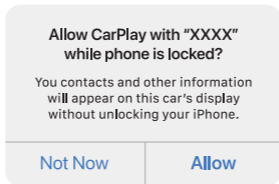
This adapter is designed for the use of wireless CarPlay with iPhones running ios 10 or newer through vehicle infotainment systems that have built-in Apple CarPlay. Refer to the next page for how to check if your vehicle has built-in CarPlay.

However, NOT every vehicle with built-in Apple CarPlay is compatible with this adapter. If you encounter any issues while using this adapter, please do not hesitate to contact us.


<b>Function</b>	Convert OEM Apple CarPlay to wireless Apple CarPlay
<b>Compatibility</b>	Car: With OEM Apple CarPlay
	iPhone: Running ios 10 or newer
<b>Control</b>	OEM touchscreen, steering wheel, and joy stick control
<b>Input Power</b>	USB 5V
<b>Connectivity</b>	Wi-Fi & Bluetooth

# How To Check If A Car Has CarPlay

1. Plug your iPhone (running iOS 10 or newer) into the car USB port with the provided lightning cable. If your car has built-in Apple CarPlay, a notification like the one below will pop-up on your iPhone.



2. Look for the icons below on the menu of your vehicle's infotainment system. If you see either of the two icons, then your vehicle has built-in Apple CarPlay.



3. If you're unsure whether or not your vehicle has built-in Apple CarPlay, contact your car dealer for further assistance.

# What's in the box?



1.



2.



3.



4.

- 
1. User Manual
  2. Wireless Adapter
  3. USB Cable (Type-C to A)
  4. USB Cable (Type-C to C)
-

# Product Overview



1. USB Type-C Port: connect to car
2. LED Indicator
  - Power on: red light is always on
  - Connecting: blue light flashes slowly
  - Connected to car successfully: blue light on
  - Updating: red and blue lights alternate flashing
  - Update successful: white light on
3. Micro SD Slot (Only for firmware update)
4. Reset Button

# How To Install



Car USB Port



OR



Car Type-C Port



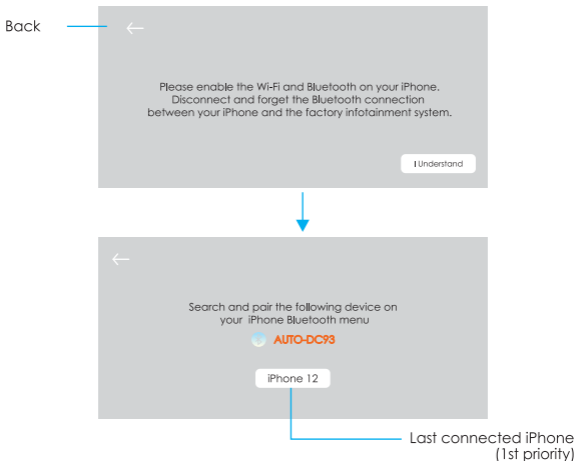
**Note:** If there are multiple USB ports in your car, the adapter should be plugged into the USB port that is for wired Apple CarPlay connection.



# How To Connect

1. Turn on your iPhone's Wi-Fi and Bluetooth
2. Pair your iPhone's Bluetooth with Auto-xxxx
3. A pop-up message **will** appear on your iPhone. Choose Pair-Allow-Use CarPlay.
4. Connecting to Wireless CarPlay **will** take a few seconds.

**Note:** Before connecting to a new iPhone, please disconnect the previous iPhone.



# Firmware Update

Updating firmware is only recommended when you encounter issues with your product

## How To Update:

Please check [www.rexingusa.com](http://www.rexingusa.com) for information on firmware updates.

# Report An Issue

## How To Report An Issue:

1. Any issues encountered while using the adapter can be reported directly on our website, and we will fix the issue as soon as possible.
2. Please visit [www.rexingusa.com](http://www.rexingusa.com) and navigate to our product support page, then select the model "CPW-1" OR scan the QR code below.



# Warranty & Support

## Warranty

The Rexing Wireless CarPlay Adapter comes with a full 12-month warranty. If you register your product on our official site (<https://www.rexingusa.com/support/registration>), you can extend the warranty to 18 months.

If you have any questions regarding your product, please do not hesitate to contact us at [care@rexingusa.com](mailto:care@rexingusa.com), or call us at (877) 740-8004. Queries are typically answered within 12-24 hours.

## Your opinion matters

Rexing is firmly committed to always improving our products, services, and user experience. If you have any thoughts on how we can do even better, we welcome your constructive feedback and suggestions.

Connect with us today at [care@rexingusa.com](mailto:care@rexingusa.com)

**Thank you for choosing Rexing!**

## FCC ID: 2AW5W-CPW-1

This device complies with part 15 of the FCC Rules. Operation is subject to the following two conditions: (1) This device may not cause harmful interference, and (2) this device must accept any interference received, including interference that may cause undesired operation.

Changes or modifications not expressly approved by the party responsible for compliance could void the user's authority to operate this equipment.

# REXING®



MADE IN CHINA