

DIRT BIKE

complete wheels & replacement parts

2024 version



MAXHAMP[®]
The Wheel of Champions

since 1998

CONTENTS

COMPLETE WHEELS	
1-17	Essential Series Complete Wheels
18-33	A90 Series Complete Wheels
34-44	CarbonMatrix Series Complete Wheels
45-58	Customerized Series Complete Wheels
WHEEL REPLACEMENT PARTS	
59-64	Replacement Rims
65-74	Replacement Hubs
75-81	Replacement Spokes & Nipples
82-90	Replacement Axle Tubes Replacement Sapcers Kit Replacement Bearings & Seals Kit
91	WHEEL BOLTS KIT
92	WHEEL TRUING STAND

MXCHAMP Wheels-A division of Road Dreams Industries, is dedicated in design, innovation, build and development of world lightest and strongest dirt bike wheels for motocross, supercross, enduro and supermoto as well as brakes and aluminum rear sprockets.

We have great experience to provide quality hard parts and accessories for. This allows our users to get their high-performance parts quicker and for less money.

We ride, so we know what it is like to want affordable modifications for your machine that really work and are reliable. This is what is committed to providing. No matter your are amature or professional rider, We build wheel for champions.



Wheels

Rims

Hubs

Spokes & Nipples Kit

Wheel Replacement Parts

Wheel Truing Stand

Ultra-strong T302H stainless steel spokes, high precision threading and heat-treatment Exceeds 12-15% tensile strength than stock spokes



Oversize NSK Bearings Installed, Exceeds OEM bearings specification



Supplied by KTM stock rim plant. Beautifully manufactured aircraft materials 7050-T7351 to build rims, exceeds OEM rim specification



6061-T6 forged hub then 5-axis CNC machined to perfection

21/19, 21/18 wheel set for all make/model/year. Replacement for Honda, Kawasaki, Suzuki, Yamaha, KTM, Husqvarna and GasGas



Aircraft spec aluminum nipples, use cold pressure threading added strength, Multiple colors available

- Wheels
- Rims
- Hubs
- Spokes & Nipples Kit
- Wheel Accessories
- Wheel Truing Stand



APPLICATIONS

MXCHAMP Essential Series Complete Wheels

Model	Year	Position	Axle	Rim Size	Rim Color	Hub Color	Spoke Color	Nipple Color	SKU#
CR 125R	02-07	Front	20mm	21x1.60-36H	Black	Red	Silver	Silver	671033
CR 250R	02-07			21x1.60-36H	Black	Red	Silver	Silver	671033
CRF 250R	04-23			21x1.60-36H	Black	Red	Silver	Silver	671033
CRF 250RX	19-23			21x1.60-36H	Black	Red	Silver	Silver	671033
CRF 450R WE	20-22			21x1.60-36H	Black	Red	Silver	Silver	671033
CRF 450X	19-23			21x1.60-36H	Black	Red	Silver	Silver	671033
CRF 450R	02-23			21x1.60-36H	Black	Red	Silver	Silver	671033
CRF 450RX	17-23			21x1.60-36H	Black	Red	Silver	Silver	671033
CRF 450L	19-23			21x1.60-36H	Black	Red	Silver	Silver	671033
CR 125R	02-13	Rear	25mm	19x2.15-36H	Black	Red	Silver	Silver	671053
CR 250R	02-13			19x2.15-36H	Black	Red	Silver	Silver	671053
CRF 250X	02-17			19x2.15-36H	Black	Red	Silver	Silver	671053
CRF 450X	02-17			19x2.15-36H	Black	Red	Silver	Silver	671053
CRF 250R	02-13			19x2.15-36H	Black	Red	Silver	Silver	671053
CRF 450R	02-12			19x2.15-36H	Black	Red	Silver	Silver	671053
CRF 250R	14-23	Rear	25mm	19x2.15-36H	Black	Red	Silver	Silver	671026
CRF 450R	13-23			19x2.15-36H	Black	Red	Silver	Silver	671026
CRF 450X	19-23			19x2.15-36H	Black	Red	Silver	Silver	671026
CRF 450RX	17-23			19x2.15-36H	Black	Red	Silver	Silver	671026
CRF 450L	19-23			19x2.15-36H	Black	Red	Silver	Silver	671026
CR 125R	02-07	Rear	25mm	18x2.15-36H	Black	Red	Silver	Silver	671030
CR 250R	02-07			18x2.15-36H	Black	Red	Silver	Silver	671030
CRF 250X	04-17			18x2.15-36H	Black	Red	Silver	Silver	671030
CRF 450X	04-17			18x2.15-36H	Black	Red	Silver	Silver	671030
CRF 250R	04-13			18x2.15-36H	Black	Red	Silver	Silver	671030
CRF 450R	02-12			18x2.15-36H	Black	Red	Silver	Silver	671030
CRF 250R	14-23	Rear	25mm	18x2.15-36H	Black	Red	Silver	Silver	671027
CRF 450R	13-23			18x2.15-36H	Black	Red	Silver	Silver	671027
CRF 450X	19-23			18x2.15-36H	Black	Red	Silver	Silver	671027
CRF 450RX	17-23			18x2.15-36H	Black	Red	Silver	Silver	671027
CRF 450L	19-23			18x2.15-36H	Black	Red	Silver	Silver	671027



- Wheels
- Rims
- Hubs
- Spokes & Nipples Kit
- Wheel Accessories
- Wheel Truing Stand



APPLICATIONS

MXCHAMP Essential Series Complete Wheels

Model	Year	Position	Axle	Rim Size	Rim Color	Hub Color	Spoke Color	Nipple Color	SKU#		
KX250	22-24	Front	22mm	21x1.60-36H	Black	Green	Silver	Silver	673018		
KX 250F	21-23			21x1.60-36H	Black	Green	Silver	Silver	673018		
KX 250X	21-24			21x1.60-36H	Black	Green	Silver	Silver	673018		
KX 250XC	21			21x1.60-36H	Black	Green	Silver	Silver	673018		
KX 450	20			21x1.60-36H	Black	Green	Silver	Silver	673018		
	22			21x1.60-36H	Black	Green	Silver	Silver	673018		
KX 450F	19-23			21x1.60-36H	Black	Green	Silver	Silver	673018		
KX 450X	21-23			21x1.60-36H	Black	Green	Silver	Silver	673018		
KX 125	93-05			Front	20mm	21x1.60-36H	Black	Green	Silver	Silver	673018
						KX 250	93-07	21x1.60-36H	Black	Green	Silver
	20					21x1.60-36H	Black	Green	Silver	Silver	673018
KX 250F	06-20					21x1.60-36H	Black	Green	Silver	Silver	673018
KLX 450R	08-09					21x1.60-36H	Black	Green	Silver	Silver	673018
						18-19	21x1.60-36H	Black	Green	Silver	Silver
KX 450F	06-18	21x1.60-36H	Black			Green	Silver	Silver	673018		
KX 500	94-04	21x1.60-36H	Black			Green	Silver	Silver	673018		
KX 125	93-08	Rear	25mm			19x2.15-36H	Black	Green	Silver	Silver	673019
						KX 250	93-08	19x2.15-36H	Black	Green	Silver
	22-24					19x2.15-36H	Black	Green	Silver	Silver	673019
KX 250X	21-24					19x2.15-36H	Black	Green	Silver	Silver	673019
KX 250XC	21					19x2.15-36H	Black	Green	Silver	Silver	673019
KX 250F	04-23					19x2.15-36H	Black	Green	Silver	Silver	673019
KLX 450R	08-09			19x2.15-36H	Black	Green	Silver	Silver	673019		
				18-19	19x2.15-36H	Black	Green	Silver	Silver	673019	
KX 450	20			19x2.15-36H	Black	Green	Silver	Silver	673019		
KX 450F	06-23			19x2.15-36H	Black	Green	Silver	Silver	673019		
KX 450X	21			19x2.15-36H	Black	Green	Silver	Silver	673019		
KX 500	94-04			19x2.15-36H	Black	Green	Silver	Silver	673019		

- Wheels
- Rims
- Hubs
- Spokes & Nipples Kit
- Wheel Accessories
- Wheel Truing Stand



APPLICATIONS

MXCHAMP Essential Series Complete Wheels

Model	Year	Position	Axle	Rim Size	Rim Color	Hub Color	Spoke Color	Nipple Color	SKU#
125 SX	15-24	Front	22mm	21x1.60-36H	Black	Orange	Black	Silver	672023
125 XC	21-24			21x1.60-36H	Black	Orange	Black	Silver	672023
150 SX	15-22			21x1.60-36H	Black	Orange	Black	Silver	672023
150 XCW	17-19			21x1.60-36H	Black	Orange	Black	Silver	672023
	23-24			21x1.60-36H	Black	Orange	Black	Silver	672023
200 XCW	16			21x1.60-36H	Black	Orange	Black	Silver	672023
250 EXCF	17-19			21x1.60-36H	Black	Orange	Black	Silver	672023
250 SXF	15-23			21x1.60-36H	Black	Orange	Black	Silver	672023
250 XC	18-19			21x1.60-36H	Black	Orange	Black	Silver	672023
250 XCF	15-24			21x1.60-36H	Black	Orange	Black	Silver	672023
250 XCFW	16			21x1.60-36H	Black	Orange	Black	Silver	672023
250 XCW	16-18			21x1.60-36H	Black	Orange	Black	Silver	672023
	23-24			21x1.60-36H	Black	Orange	Black	Silver	672023
300 SX	24			21x1.60-36H	Black	Orange	Black	Silver	672023
300 XC	17-19			21x1.60-36H	Black	Orange	Black	Silver	672023
	23-24			21x1.60-36H	Black	Orange	Black	Silver	672023
300 XC TPI	20-22			21x1.60-36H	Black	Orange	Black	Silver	672023
300 EXCF	16-20			21x1.60-36H	Black	Orange	Black	Silver	672023
300 XCW	16-18			21x1.60-36H	Black	Orange	Black	Silver	672023
	22-24			21x1.60-36H	Black	Orange	Black	Silver	672023
350 EXCF	16-24			21x1.60-36H	Black	Orange	Black	Silver	672023
350 XCF	15-24			21x1.60-36H	Black	Orange	Black	Silver	672023
350 XCFW	16			21x1.60-36H	Black	Orange	Black	Silver	672023
	21			21x1.60-36H	Black	Orange	Black	Silver	672023
350 SXF	15-22			21x1.60-36H	Black	Orange	Black	Silver	672023
450 SXF	15-24			21x1.60-36H	Black	Orange	Black	Silver	672023
450 EXCF	20			21x1.60-36H	Black	Orange	Black	Silver	672023
450 XCW	16			21x1.60-36H	Black	Orange	Black	Silver	672023
500 EXC	16			21x1.60-36H	Black	Orange	Black	Silver	672023
500 EXCF	17-18			21x1.60-36H	Black	Orange	Black	Silver	672023
500 EXCF	20			21x1.60-36H	Black	Orange	Black	Silver	672023
500 XCFW	21			21x1.60-36H	Black	Orange	Black	Silver	672023
500 XCW	16			21x1.60-36H	Black	Orange	Black	Silver	672023



APPLICATIONS

- Wheels
- Rims
- Hubs
- Spokes & Nipples Kit
- Wheel Accessories
- Wheel Truing Stand

MXCHAMP Essential Series Complete Wheels									
Model	Year	Position	Axle	Rim Size	Rim Color	Hub Color	Spoke Color	Nipple Color	SKU#
125 SX	13-22	Rear	25mm	19x2.15-36H	Black	Orange	Black	Silver	672024
125 XC	21-22			19x2.15-36H	Black	Orange	Black	Silver	672024
150 XC	13-23			19x2.15-36H	Black	Orange	Black	Silver	672024
150 XCW	17-20			19x2.15-36H	Black	Orange	Black	Silver	672024
200 XCW	16			19x2.15-36H	Black	Orange	Black	Silver	672024
250 EXCF	17-19			19x2.15-36H	Black	Orange	Black	Silver	672024
250 SX	13-22			19x2.15-36H	Black	Orange	Black	Silver	672024
250 SXF	13-22			19x2.15-36H	Black	Orange	Black	Silver	672024
250 XC	13-14			19x2.15-36H	Black	Orange	Black	Silver	672024
	18-19			19x2.15-36H	Black	Orange	Black	Silver	672024
	08			19x2.15-36H	Black	Orange	Black	Silver	672024
250 XC TPI	20-22			19x2.15-36H	Black	Orange	Black	Silver	672024
250 XCF	13-22			19x2.15-36H	Black	Orange	Black	Silver	672024
250 XCFW	16			19x2.15-36H	Black	Orange	Black	Silver	672024
250 XCW TPI	20-22			19x2.15-36H	Black	Orange	Black	Silver	672024
250 XCW	16-22			19x2.15-36H	Black	Orange	Black	Silver	672024
300 XC	12-14			19x2.15-36H	Black	Orange	Black	Silver	672024
	17-19			19x2.15-36H	Black	Orange	Black	Silver	672024
300 XCW	16-20			19x2.15-36H	Black	Orange	Black	Silver	672024
350 SXF	13-22			19x2.15-36H	Black	Orange	Black	Silver	672024
350 EXCF	16-20			19x2.15-36H	Black	Orange	Black	Silver	672024
350 XCF	13-22			19x2.15-36H	Black	Orange	Black	Silver	672024
350 XCFW	16			19x2.15-36H	Black	Orange	Black	Silver	672024
	21			19x2.15-36H	Black	Orange	Black	Silver	672024
450 SXF	13-22			19x2.15-36H	Black	Orange	Black	Silver	672024
450 EXCF	20			19x2.15-36H	Black	Orange	Black	Silver	672024
450 XCF	13-22			19x2.15-36H	Black	Orange	Black	Silver	672024
450 XCW	16			19x2.15-36H	Black	Orange	Black	Silver	672024
500 EXC	16			19x2.15-36H	Black	Orange	Black	Silver	672024
500 EXCF	17-18			19x2.15-36H	Black	Orange	Black	Silver	672024
	20			19x2.15-36H	Black	Orange	Black	Silver	672024
500 XCFW	21			19x2.15-36H	Black	Orange	Black	Silver	672024
500 XCW	16			19x2.15-36H	Black	Orange	Black	Silver	672024



APPLICATIONS

Wheels	MXCHAMP Essential Series Complete Wheels									
Rims										
Hubs	Model	Year	Position	Axle	Rim Size	Rim Color	Hub Color	Spoke Color	Nipple Color	SKU#
	125 SX	23-24	Rear	22mm	18x2.15-36H	Black	Orange	Black	Silver	672025
	125 XC	23-24			18x2.15-36H	Black	Orange	Black	Silver	672025
Spokes & Nipples Kit	150 XCW	24			18x2.15-36H	Black	Orange	Black	Silver	672025
Wheel Accessories	250 XCW	24			18x2.15-36H	Black	Orange	Black	Silver	672025
	250 SXF	23-24			18x2.15-36H	Black	Orange	Black	Silver	672025
Wheel Truing Stand	250 XCF	23-24			18x2.15-36H	Black	Orange	Black	Silver	672025
	300 XCW	24			18x2.15-36H	Black	Orange	Black	Silver	672025
	300 XC	23-24			18x2.15-36H	Black	Orange	Black	Silver	672025
	300 SX	24			18x2.15-36H	Black	Orange	Black	Silver	672025
	350 XCF	23-24			18x2.15-36H	Black	Orange	Black	Silver	672025
	350 SXF	23			18x2.15-36H	Black	Orange	Black	Silver	672025
	350 XCF	23			18x2.15-36H	Black	Orange	Black	Silver	672025
	450 SXF	24			18x2.15-36H	Black	Orange	Black	Silver	672025
	450 XCF	23-24			18x2.15-36H	Black	Orange	Black	Silver	672025
	125 SX	13-22	Rear	25mm	18x2.15-36H	Black	Orange	Black	Silver	672025
	125 XC	21-22			18x2.15-36H	Black	Orange	Black	Silver	672025
	150 XC	13-23			18x2.15-36H	Black	Orange	Black	Silver	672025
	150 XCW	17-20			18x2.15-36H	Black	Orange	Black	Silver	672025
	200 XCW	16			18x2.15-36H	Black	Orange	Black	Silver	672025
	250 EXCF	17-19			18x2.15-36H	Black	Orange	Black	Silver	672025
	250 SX	13-22			18x2.15-36H	Black	Orange	Black	Silver	672025
	250 SXF	13-22			18x2.15-36H	Black	Orange	Black	Silver	672025
	250 XC	13-14			18x2.15-36H	Black	Orange	Black	Silver	672025
		18-19			18x2.15-36H	Black	Orange	Black	Silver	672025
		08			18x2.15-36H	Black	Orange	Black	Silver	672025
	250 XC TPI	20-22			18x2.15-36H	Black	Orange	Black	Silver	672025
	250 XCF	13-22			18x2.15-36H	Black	Orange	Black	Silver	672025
	250 XCFW	16			18x2.15-36H	Black	Orange	Black	Silver	672025
	250 XCW TPI	20-22			18x2.15-36H	Black	Orange	Black	Silver	672025
	250 XCW	16-22			18x2.15-36H	Black	Orange	Black	Silver	672025
	300 XC	12-14			18x2.15-36H	Black	Orange	Black	Silver	672025
		17-19			18x2.15-36H	Black	Orange	Black	Silver	672025
	300 XCW	16-20			18x2.15-36H	Black	Orange	Black	Silver	672025
	350 SXF	13-22			18x2.15-36H	Black	Orange	Black	Silver	672025
	350 EXCF	16-20			18x2.15-36H	Black	Orange	Black	Silver	672025
	350 XCF	13-22			18x2.15-36H	Black	Orange	Black	Silver	672025
	350 XCFW	16			18x2.15-36H	Black	Orange	Black	Silver	672025
		21			18x2.15-36H	Black	Orange	Black	Silver	672025
	450 SXF	13-22			18x2.15-36H	Black	Orange	Black	Silver	672025
	450 EXCF	20			18x2.15-36H	Black	Orange	Black	Silver	672025
	450 XCF	13-22			18x2.15-36H	Black	Orange	Black	Silver	672025
	450 XCW	16			18x2.15-36H	Black	Orange	Black	Silver	672025
	500 EXC	16			18x2.15-36H	Black	Orange	Black	Silver	672025
	500 EXCF	17-18			18x2.15-36H	Black	Orange	Black	Silver	672025
		20			18x2.15-36H	Black	Orange	Black	Silver	672025
	500 XCFW	21			18x2.15-36H	Black	Orange	Black	Silver	672025
	500 XCW	16			18x2.15-36H	Black	Orange	Black	Silver	672025

- Wheels
- Rims
- Hubs
- Spokes & Nipples Kit
- Wheel Accessories
- Wheel Truing Stand



APPLICATIONS

MXCHAMP Essential Series Complete Wheels									
Model	Year	Position	Axle	Rim Size	Rim Color	Hub Color	Spoke Color	Nipple Color	SKU#
TC 125	15-21	Front	22mm	21x1.60-36H	Black	Lake Blue	Black	Silver	676020
	24			21x1.60-36H	Black	Lake Blue	Black	Silver	676020
TE 125	16			21x1.60-36H	Black	Lake Blue	Black	Silver	676020
TE 150	17-19			21x1.60-36H	Black	Lake Blue	Black	Silver	676020
TE 150i	21-22			21x1.60-36H	Black	Lake Blue	Black	Silver	676020
FC 250	16-24			21x1.60-36H	Black	Lake Blue	Black	Silver	676020
FE 250	16-21			21x1.60-36H	Black	Lake Blue	Black	Silver	676020
TC 250	15-22			21x1.60-36H	Black	Lake Blue	Black	Silver	676020
	24			21x1.60-36H	Black	Lake Blue	Black	Silver	676020
TE 150	24			21x1.60-36H	Black	Lake Blue	Black	Silver	676020
TE 250	16-18			21x1.60-36H	Black	Lake Blue	Black	Silver	676020
TE 250i	18-22			21x1.60-36H	Black	Lake Blue	Black	Silver	676020
	24			21x1.60-36H	Black	Lake Blue	Black	Silver	676020
TE 300	16-18			21x1.60-36H	Black	Lake Blue	Black	Silver	676020
TE 300i	19-20			21x1.60-36H	Black	Lake Blue	Black	Silver	676020
	22			21x1.60-36H	Black	Lake Blue	Black	Silver	676020
	24			21x1.60-36H	Black	Lake Blue	Black	Silver	676020
TX 300	17-19			21x1.60-36H	Black	Lake Blue	Black	Silver	676020
TX 300i	20-22			21x1.60-36H	Black	Lake Blue	Black	Silver	676020
FC 350	15-18			21x1.60-36H	Black	Lake Blue	Black	Silver	676020
	20-23			21x1.60-36H	Black	Lake Blue	Black	Silver	676020
FE 350	16-23			21x1.60-36H	Black	Lake Blue	Black	Silver	676020
FX 350	17-20			21x1.60-36H	Black	Lake Blue	Black	Silver	676020
	22			21x1.60-36H	Black	Lake Blue	Black	Silver	676020
	24			21x1.60-36H	Black	Lake Blue	Black	Silver	676020
FE 350S	16			21x1.60-36H	Black	Lake Blue	Black	Silver	676020
	20-24			21x1.60-36H	Black	Lake Blue	Black	Silver	676020
FC 450	15-16			21x1.60-36H	Black	Lake Blue	Black	Silver	676020
	18-24			21x1.60-36H	Black	Lake Blue	Black	Silver	676020
FE 450	16-19			21x1.60-36H	Black	Lake Blue	Black	Silver	676020
	24			21x1.60-36H	Black	Lake Blue	Black	Silver	676020
FS 450	17-18			21x1.60-36H	Black	Lake Blue	Black	Silver	676020
	24			21x1.60-36H	Black	Lake Blue	Black	Silver	676020
FX 450	17-20			21x1.60-36H	Black	Lake Blue	Black	Silver	676020
FE 501	16-24			21x1.60-36H	Black	Lake Blue	Black	Silver	676020
FE 501S	16			21x1.60-36H	Black	Lake Blue	Black	Silver	676020
	20-21			21x1.60-36H	Black	Lake Blue	Black	Silver	676020



APPLICATIONS

- Wheels
- Rims
- Hubs
- Spokes & Nipples Kit
- Wheel Accessories
- Wheel Truing Stand

MXCHAMP Essential Series Complete Wheels									
Model	Year	Position	Axle	Rim Size	Rim Color	Hub Color	Spoke Color	Nipple Color	SKU#
TC 125	24	Rear	22mm	18x2.15-36H	Black	Lake Blue	Black	Silver	676022
TE 150	24			18x2.15-36H	Black	Lake Blue	Black	Silver	676022
TC 250	24			18x2.15-36H	Black	Lake Blue	Black	Silver	676022
TE 250i	24			18x2.15-36H	Black	Lake Blue	Black	Silver	676022
FC 250	23-24			18x2.15-36H	Black	Lake Blue	Black	Silver	676022
TX 300i	24			18x2.15-36H	Black	Lake Blue	Black	Silver	676022
FC 350	23			18x2.15-36H	Black	Lake Blue	Black	Silver	676022
FE 350S	24			18x2.15-36H	Black	Lake Blue	Black	Silver	676022
FX 350	24			18x2.15-36H	Black	Lake Blue	Black	Silver	676022
FC 450	23-24			18x2.15-36H	Black	Lake Blue	Black	Silver	676022
FE 450	24			18x2.15-36H	Black	Lake Blue	Black	Silver	676022
FE 501S	24			18x2.15-36H	Black	Lake Blue	Black	Silver	676022
FS 450	24			18x2.15-36H	Black	Lake Blue	Black	Silver	676022
TC 125	16-22	Rear	25mm	18x2.15-36H	Black	Lake Blue	Black	Silver	676022
FC 250	15-22			18x2.15-36H	Black	Lake Blue	Black	Silver	676022
TC 250	17-22			18x2.15-36H	Black	Lake Blue	Black	Silver	676022
TX 300	17-19			18x2.15-36H	Black	Lake Blue	Black	Silver	676022
TX 300i	20-22			18x2.15-36H	Black	Lake Blue	Black	Silver	676022
FC 350	16-18			18x2.15-36H	Black	Lake Blue	Black	Silver	676022
	20-22			18x2.15-36H	Black	Lake Blue	Black	Silver	676022
FX 350	17-22			18x2.15-36H	Black	Lake Blue	Black	Silver	676022
FC 450	15-16			18x2.15-36H	Black	Lake Blue	Black	Silver	676022
	18-22			18x2.15-36H	Black	Lake Blue	Black	Silver	676022
FS 450	17-20			18x2.15-36H	Black	Lake Blue	Black	Silver	676022
FX 450	17-20			18x2.15-36H	Black	Lake Blue	Black	Silver	676022
TC 125	14-15	Rear	20mm	18x2.15-36H	Black	Lake Blue	Black	Silver	676022
TE 125	15-16			18x2.15-36H	Black	Lake Blue	Black	Silver	676022
TE 150	17-19			18x2.15-36H	Black	Lake Blue	Black	Silver	676022
TE 150i	21			18x2.15-36H	Black	Lake Blue	Black	Silver	676022
FC 250	14			18x2.15-36H	Black	Lake Blue	Black	Silver	676022
FE 250	14-15			18x2.15-36H	Black	Lake Blue	Black	Silver	676022
TC 250	14-16			18x2.15-36H	Black	Lake Blue	Black	Silver	676022
TE 250	18-21			18x2.15-36H	Black	Lake Blue	Black	Silver	676022
TE 250i	18-21			18x2.15-36H	Black	Lake Blue	Black	Silver	676022
TE 300	14-18			18x2.15-36H	Black	Lake Blue	Black	Silver	676022
TE 300i	19-20			18x2.15-36H	Black	Lake Blue	Black	Silver	676022
FC 350	14-15			18x2.15-36H	Black	Lake Blue	Black	Silver	676022
FE 350	14-21			18x2.15-36H	Black	Lake Blue	Black	Silver	676022
FE 350S	15-16			18x2.15-36H	Black	Lake Blue	Black	Silver	676022
	20-21			18x2.15-36H	Black	Lake Blue	Black	Silver	676022
FC 450	14			18x2.15-36H	Black	Lake Blue	Black	Silver	676022
FE 450	16-19			18x2.15-36H	Black	Lake Blue	Black	Silver	676022
FE 501	14			18x2.15-36H	Black	Lake Blue	Black	Silver	676022
	16-21			18x2.15-36H	Black	Lake Blue	Black	Silver	676022
FE 501S	15-16			18x2.15-36H	Black	Lake Blue	Black	Silver	676022
	20-21			18x2.15-36H	Black	Lake Blue	Black	Silver	676022



APPLICATIONS

- Wheels
- Rims
- Hubs
- Spokes & Nipples Kit
- Wheel Accessories
- Wheel Truing Stand

MXCHAMP Essential Series Complete Wheels

Model	Year	Position	Axle	Rim Size	Rim Color	Hub Color	Spoke Color	Nipple Color	SKU#
WR 250F	20-24	Front	22mm	21x1.6-36H	Black	Blue	Silver	Silver	674025
YZ 250F	14-24			21x1.6-36H	Black	Blue	Silver	Silver	674025
YZ 250FX	16-23			21x1.6-36H	Black	Blue	Silver	Silver	674025
YZ 450F	14-23			21x1.6-36H	Black	Blue	Silver	Silver	674025
YZ 450FX	16-23			21x1.6-36H	Black	Blue	Silver	Silver	674025
WR 450F	19-23			21x1.6-36H	Black	Blue	Silver	Silver	674025
YZ 125	02-23	Front	20mm	21x1.6-36H	Black	Blue	Silver	Silver	674025
YZ 125X	20-23			21x1.6-36H	Black	Blue	Silver	Silver	674025
WR 250F	05-18			21x1.6-36H	Black	Blue	Silver	Silver	674025
YZ 250	02-23			21x1.6-36H	Black	Blue	Silver	Silver	674025
YZ 250F	02-13			21x1.6-36H	Black	Blue	Silver	Silver	674025
YZ 250X	16-22			21x1.6-36H	Black	Blue	Silver	Silver	674025
WR 426F	02			21x1.6-36H	Black	Blue	Silver	Silver	674025
YZ 426F	02			21x1.6-36H	Black	Blue	Silver	Silver	674025
WR 450F	05-18			21x1.6-36H	Black	Blue	Silver	Silver	674025
YZ 450F	03-13			21x1.6-36H	Black	Blue	Silver	Silver	674025



APPLICATIONS

- Wheels
- Rims
- Hubs
- Spokes & Nipples Kit
- Wheel Accessories
- Wheel Truing Stand

MXCHAMP Essential Series Complete Wheels									
Model	Year	Position	Axle	Rim Size	Rim Color	Hub Color	Spoke Color	Nipple Color	SKU#
YZ 250F	19-24	Rear	25mm	19x2.15-36H	Black	Blue	Silver	Silver	674026
YZ 450F	19-23			19x2.15-36H	Black	Blue	Silver	Silver	674026
YZ 125	05-23	Rear	22mm	19x2.15-36H	Black	Blue	Silver	Silver	674026
YZ 125X	20-23			19x2.15-36H	Black	Blue	Silver	Silver	674026
WR 226F	01-02			19x2.15-36H	Black	Blue	Silver	Silver	674026
WR 250FX	19			19x2.15-36H	Black	Blue	Silver	Silver	674026
YZ 250F	05-18			19x2.15-36H	Black	Blue	Silver	Silver	674026
YZ 250	05-23			19x2.15-36H	Black	Blue	Silver	Silver	674026
YZ 250FX	15-23			19x2.15-36H	Black	Blue	Silver	Silver	674026
YZ 250X	16-23			19x2.15-36H	Black	Blue	Silver	Silver	674026
WR 250F	05-24			19x2.15-36H	Black	Blue	Silver	Silver	674026
WR 400F	99-00			19x2.15-36H	Black	Blue	Silver	Silver	674026
YZ 450F	05-18			19x2.15-36H	Black	Blue	Silver	Silver	674026
WR 450F	05-23			19x2.15-36H	Black	Blue	Silver	Silver	674026
YZ 450FX	16-23			19x2.15-36H	Black	Blue	Silver	Silver	674026
YZ 125	05-23	Rear	22mm	18x2.15-36H	Black	Blue	Silver	Silver	674027
YZ 125X	20-23			18x2.15-36H	Black	Blue	Silver	Silver	674027
WR 226F	01-02			18x2.15-36H	Black	Blue	Silver	Silver	674027
WR 250FX	19			18x2.15-36H	Black	Blue	Silver	Silver	674027
YZ 250F	05-18			18x2.15-36H	Black	Blue	Silver	Silver	674027
YZ 250	05-23			18x2.15-36H	Black	Blue	Silver	Silver	674027
YZ 250FX	15-23			18x2.15-36H	Black	Blue	Silver	Silver	674027
YZ 250X	16-23			18x2.15-36H	Black	Blue	Silver	Silver	674027
WR 250F	05-23			18x2.15-36H	Black	Blue	Silver	Silver	674027
WR 400F	99-00			18x2.15-36H	Black	Blue	Silver	Silver	674027
YZ 450F	05-18			18x2.15-36H	Black	Blue	Silver	Silver	674027
WR 450F	05-23			18x2.15-36H	Black	Blue	Silver	Silver	674027
YZ 450FX	16-23			18x2.15-36H	Black	Blue	Silver	Silver	674027



- Wheels
- Rims
- Hubs
- Spokes & Nipples Kit
- Wheel Accessories
- Wheel Truing Stand

APPLICATIONS

MXCHAMP Essential Series Complete Wheels

Model	Year	Position	Axle	Rim Size	Rim Color	Hub Color	Spoke Color	Nipple Color	SKU#
RM-Z 250	07-23	Front	22mm	21x1.60-36H	Black	Gold	Silver	Silver	675000
RM-Z 450	05-23			21x1.60-36H	Black	Gold	Silver	Silver	675000
RM-Z 250	07-23	Rear	25mm	19X2.15-36H	Black	Gold	Silver	Silver	675002
RM-Z 450	05-23			19X2.15-36H	Black	Gold	Silver	Silver	675002

- Wheels
- Rims
- Hubs
- Spokes & Nipples Kit
- Wheel Accessories
- Wheel Truing Stand



APPLICATIONS

MXCHAMP Essential Series Complete Wheels

Model	Year	Position	Axle	Rim Size	Rim Color	Hub Color	Spoke Color	Nipple Color	SKU#
MC 125	21-24	Front	22mm	21x1.60-36H	Black	Red	Black	Silver	677012
MC 250	20-24			21x1.60-36H	Black	Red	Black	Silver	677012
MC 250F	21-24			21x1.60-36H	Black	Red	Black	Silver	677012
MC 350F	21-24			21x1.60-36H	Black	Red	Black	Silver	677012
MC 450F	21-24			21x1.60-36H	Black	Red	Black	Silver	677012
EC 250F	24			21x1.60-36H	Black	Red	Black	Silver	677012
EC 250	21-24			21x1.60-36H	Black	Red	Black	Silver	677012
EC 300	21-24			21x1.60-36H	Black	Red	Black	Silver	677012
EC 450F	21-24			21x1.60-36H	Black	Red	Black	Silver	677012
EX 250	21-24			21x1.60-36H	Black	Red	Black	Silver	677012
EX 250F	21-24			21x1.60-36H	Black	Red	Black	Silver	677012
EX 300	21-24			21x1.60-36H	Black	Red	Black	Silver	677012
EX 350F	21-24			21x1.60-36H	Black	Red	Black	Silver	677012
EX 450F	21-24			21x1.60-36H	Black	Red	Black	Silver	677012



APPLICATIONS

MXCHAMP Essential Series Complete Wheels

Model	Year	Position	Axle	Rim Size	Rim Color	Hub Color	Spoke Color	Nipple Color	SKU#
MC 125	21-24	Rear	25mm	19X2.15-36H	Black	Red	Black	Silver	677013
MC 250	20-24			19X2.15-36H	Black	Red	Black	Silver	677013
MC 250F	21-24			19X2.15-36H	Black	Red	Black	Silver	677013
MC 350F	21-24			19X2.15-36H	Black	Red	Black	Silver	677013
MC 450F	21-24			19X2.15-36H	Black	Red	Black	Silver	677013
EC 250F	24			19X2.15-36H	Black	Red	Black	Silver	677013
EC 250	21-24			19X2.15-36H	Black	Red	Black	Silver	677013
EC 300	21-24			19X2.15-36H	Black	Red	Black	Silver	677013
EC 450F	21-24			19X2.15-36H	Black	Red	Black	Silver	677013
EX 250	21-24			19X2.15-36H	Black	Red	Black	Silver	677013
EX 250F	21-24			19X2.15-36H	Black	Red	Black	Silver	677013
EX 300	21-24			19X2.15-36H	Black	Red	Black	Silver	677013
EX 350F	21-24			19X2.15-36H	Black	Red	Black	Silver	677013
EX 450F	21-24			19X2.15-36H	Black	Red	Black	Silver	677013
MC 125	21-24	Rear	25mm	18X2.15-36H	Black	Red	Black	Silver	677014
MC 250	20-24			18X2.15-36H	Black	Red	Black	Silver	677014
MC 250F	21-24			18X2.15-36H	Black	Red	Black	Silver	677014
MC 350F	21-24			18X2.15-36H	Black	Red	Black	Silver	677014
MC 450F	21-24			18X2.15-36H	Black	Red	Black	Silver	677014
EC 250F	24			18X2.15-36H	Black	Red	Black	Silver	677014
EC 250	21-24			18X2.15-36H	Black	Red	Black	Silver	677014
EC 300	21-24			18X2.15-36H	Black	Red	Black	Silver	677014
EC 450F	21-24			18X2.15-36H	Black	Red	Black	Silver	677014
EX 250	21-24			18X2.15-36H	Black	Red	Black	Silver	677014
EX 250F	21-24			18X2.15-36H	Black	Red	Black	Silver	677014
EX 300	21-24			18X2.15-36H	Black	Red	Black	Silver	677014
EX 350F	21-24			18X2.15-36H	Black	Red	Black	Silver	677014
EX 450F	21-24			18X2.15-36H	Black	Red	Black	Silver	677014

Wheels

Rims

Hubs

Spokes & Nipples Kit

Wheel Accessories

Wheel Truing Stand

- Wheels
- Rims
- Hubs
- Spokes & Nipples Kit
- Wheel Accessories
- Wheel Truing Stand



APPLICATIONS

MXCHAMP A90 Series Complete Wheels									
Model	Year	Position	Axle	Rim Size	Rim Color	Hub Color	Spoke Color	Nipple Color	SKU#
CR 125R	02-07	Front	20mm	21x1.60-36H	Black A90	Red	Silver	Red	671000
CR 250R	02-07			21x1.60-36H	Black A90	Red	Black	Red	671005
CRF 250R	04-23			21x1.60-36H	Black A90				
CRF 250RX	19-23			21x1.60-36H	Black A90				
CRF 450R W	20-22			21x1.60-36H	Black A90				
CRF 450X	19-23			21x1.60-36H	Black A90				
CRF 450R	02-23			21x1.60-36H	Black A90				
CRF 450RX	17-23			21x1.60-36H	Black A90				
CRF 450L	19-23			21x1.60-36H	Black A90				
CR 125R	02-13	Rear	25mm	19x2.15-36H	Black A90	Red	Silver	Red	671049
CR 250R	02-13			19x2.15-36H	Black A90	Red	Black	Red	671050
CRF 250X	02-17			19x2.15-36H	Black A90				
CRF 450X	02-17			19x2.15-36H	Black A90				
CRF 250R	02-13			19x2.15-36H	Black A90				
CRF 450R	02-12			19x2.15-36H	Black A90				
CRF 250R	14-23	Rear	25mm	19x2.15-36H	Black A90	Red	Silver	Red	671001
CRF 450R	13-23			19x2.15-36H	Black A90	Red	Black	Red	671008
CRF 450X	19-23			19x2.15-36H	Black A90				
CRF 450RX	17-23			19x2.15-36H	Black A90				
CRF 450L	19-23			19x2.15-36H	Black A90				
CR 125R	02-07	Rear	25mm	18x2.15-36H	Black A90	Red	Silver	Red	671051
CR 250R	02-07			18x2.15-36H	Black A90	Red	Black	Red	671052
CRF 250X	04-17			18x2.15-36H	Black A90				
CRF 450X	04-17			18x2.15-36H	Black A90				
CRF 250R	04-13			18x2.15-36H	Black A90				
CRF 450R	02-12			18x2.15-36H	Black A90				
CRF 250R	14-23	Rear	25mm	18x2.15-36H	Black A90	Red	Silver	Red	671004
CRF 450R	13-23			18x2.15-36H	Black A90	Red	Black	Red	671009
CRF 450X	19-23			18x2.15-36H	Black A90				
CRF 450RX	17-23			18x2.15-36H	Black A90				
CRF 450L	19-23			18x2.15-36H	Black A90				



APPLICATIONS

MXCHAMP A90 Series Complete Wheels

Model	Year	Position	Axle	Rim Size	Rim Color	Hub Color	Spoke Color	Nipple Color	SKU#
KX 250	22-24	Front	22mm	21x1.60-36H	Black A90	Green	Silver	Green	673000
KX 250F	21-23			21x1.60-36H	Black A90	Green	Black	Green	673002
KX 250X	21-24			21x1.60-36H					
KX 250XC	21			21x1.60-36H					
KX 450	20			21x1.60-36H					
	22			21x1.60-36H					
KX 450F	19-23			21x1.60-36H					
KX 450X	21-23			21x1.60-36H					
KX 125	93-05	Front	20mm	21x1.60-36H	Black A90	Green	Silver	Green	673000
KX 250	93-07			21x1.60-36H	Black A90	Green	Silver	Green	673002
	20			21x1.60-36H					
KX 250F	06-20			21x1.60-36H					
KLX 450R	08-09			21x1.60-36H					
	18-19			21x1.60-36H					
KX 450F	06-18			21x1.60-36H					
KX 500	94-04			21x1.60-36H					
KX 125	93-08	Rear	25mm	19x2.15-36H	Black A90	Green	Silver	Green	673004
KX 250	93-08			19x2.15-36H	Black A90	Green	Black	Green	673005
	22-24			19x2.15-36H					
KX 250X	21-24			19x2.15-36H					
KX 250XC	21			19x2.15-36H					
KX 250F	04-23			19x2.15-36H					
KLX 450R	08-09			19x2.15-36H					
	18-19			19x2.15-36H					
KX 450	20			19x2.15-36H					
KX 450F	06-23			19x2.15-36H					
KX 450X	21			19x2.15-36H					
KX 500	94-04			19x2.15-36H					

- Wheels
- Rims
- Hubs
- Spokes & Nipples Kit
- Wheel Accessories
- Wheel Truing Stand

- Wheels
- Rims
- Hubs
- Spokes & Nipples Kit
- Wheel Accessories
- Wheel Truing Stand



APPLICATIONS

MXCHAMP A90 Series Complete Wheels

Model	Year	Position	Axle	Rim Size	Rim Color	Hub Color	Spoke Color	Nipple Color	SKU#
125 SX	15-24	Front	22mm	21x1.60-36H	Black A90	Orange	Black	Orange	672000
125 XC	21-24			21x1.60-36H	Black A90	Orange	Black	Orange	672000
150 SX	15-22			21x1.60-36H	Black A90	Orange	Black	Orange	672000
150 XCW	17-19			21x1.60-36H	Black A90	Orange	Black	Orange	672000
	23-24			21x1.60-36H	Black A90	Orange	Black	Orange	672000
200 XCW	16			21x1.60-36H	Black A90	Orange	Black	Orange	672000
250 EXCF	17-19			21x1.60-36H	Black A90	Orange	Black	Orange	672000
250 SXF	15-23			21x1.60-36H	Black A90	Orange	Black	Orange	672000
250 XC	18-19			21x1.60-36H	Black A90	Orange	Black	Orange	672000
250 XCF	15-24			21x1.60-36H	Black A90	Orange	Black	Orange	672000
250 XCFW	16			21x1.60-36H	Black A90	Orange	Black	Orange	672000
250 XCW	16-18			21x1.60-36H	Black A90	Orange	Black	Orange	672000
	23-24			21x1.60-36H	Black A90	Orange	Black	Orange	672000
300 SX	24			21x1.60-36H	Black A90	Orange	Black	Orange	672000
300 XC	17-19			21x1.60-36H	Black A90	Orange	Black	Orange	672000
	23-24			21x1.60-36H	Black A90	Orange	Black	Orange	672000
300 XC TPI	20-22			21x1.60-36H	Black A90	Orange	Black	Orange	672000
300 EXCF	16-20			21x1.60-36H	Black A90	Orange	Black	Orange	672000
300 XCW	16-18			21x1.60-36H	Black A90	Orange	Black	Orange	672000
	22-24			21x1.60-36H	Black A90	Orange	Black	Orange	672000
350 EXCF	16-24			21x1.60-36H	Black A90	Orange	Black	Orange	672000
350 XCF	15-24			21x1.60-36H	Black A90	Orange	Black	Orange	672000
350 XCFW	16			21x1.60-36H	Black A90	Orange	Black	Orange	672000
	21			21x1.60-36H	Black A90	Orange	Black	Orange	672000
350 SXF	15-22			21x1.60-36H	Black A90	Orange	Black	Orange	672000
450 SXF	15-24			21x1.60-36H	Black A90	Orange	Black	Orange	672000
450 EXCF	20			21x1.60-36H	Black A90	Orange	Black	Orange	672000
450 XCW	16			21x1.60-36H	Black A90	Orange	Black	Orange	672000
500 EXC	16			21x1.60-36H	Black A90	Orange	Black	Orange	672000
500 EXCF	17-18			21x1.60-36H	Black A90	Orange	Black	Orange	672000
500 EXCF	20			21x1.60-36H	Black A90	Orange	Black	Orange	672000
500 XCFW	21			21x1.60-36H	Black A90	Orange	Black	Orange	672000
500 XCW	16			21x1.60-36H	Black A90	Orange	Black	Orange	672000



APPLICATIONS

MXCHAMP A90 Series Complete Wheels

Model	Year	Position	Axle	Rim Size	Rim Color	Hub Color	Spoke Color	Nipple Color	SKU#
125 EXC	03-05	Front	26mm	21x1.60-36H	Black A90	Orange	Black	Orange	672003
125 SX	03-14			21x1.60-36H	Black A90	Orange	Black	Orange	672003
125 SXS	02-05			21x1.60-36H	Black A90	Orange	Black	Orange	672003
144 SX	07-08			21x1.60-36H	Black A90	Orange	Black	Orange	672003
150 SX	09-14			21x1.60-36H	Black A90	Orange	Black	Orange	672003
150 XC	10-14			21x1.60-36H	Black A90	Orange	Black	Orange	672003
200 EXC	03-05			21x1.60-36H	Black A90	Orange	Black	Orange	672003
200 MXC	03			21x1.60-36H	Black A90	Orange	Black	Orange	672003
200 XCW	06-15			21x1.60-36H	Black A90	Orange	Black	Orange	672003
250 XCF	07-09			21x1.60-36H	Black A90	Orange	Black	Orange	672003
	11-14			21x1.60-36H	Black A90	Orange	Black	Orange	672003
250 SX	03-14			21x1.60-36H	Black A90	Orange	Black	Orange	672003
250 EXC	03-05			21x1.60-36H	Black A90	Orange	Black	Orange	672003
250 SXF	05-14			21x1.60-36H	Black A90	Orange	Black	Orange	672003
250 XCFW	07-09			21x1.60-36H	Black A90	Orange	Black	Orange	672003
	11-12			21x1.60-36H	Black A90	Orange	Black	Orange	672003
	14-15			21x1.60-36H	Black A90	Orange	Black	Orange	672003
250 XCW	06-15			21x1.60-36H	Black A90	Orange	Black	Orange	672003
250 XC	06-14			21x1.60-36H	Black A90	Orange	Black	Orange	672003
300 XCW	06-15			21x1.60-36H	Black A90	Orange	Black	Orange	672003
300 EXC	03-05			21x1.60-36H	Black A90	Orange	Black	Orange	672003
300 XC	06-14			21x1.60-36H	Black A90	Orange	Black	Orange	672003
350 EXCF	12-15			21x1.60-36H	Black A90	Orange	Black	Orange	672003
350 SXF	11-14			21x1.60-36H	Black A90	Orange	Black	Orange	672003
350 XCF	12-14			21x1.60-36H	Black A90	Orange	Black	Orange	672003
350 XCFW	12-15			21x1.60-36H	Black A90	Orange	Black	Orange	672003
450 EXC	07			21x1.60-36H	Black A90	Orange	Black	Orange	672003
	11			21x1.60-36H	Black A90	Orange	Black	Orange	672003
450 SX	06			21x1.60-36H	Black A90	Orange	Black	Orange	672003
450 SXF	07-14			21x1.60-36H	Black A90	Orange	Black	Orange	672003
450 XC	07			21x1.60-36H	Black A90	Orange	Black	Orange	672003
450 XCF	08-09			21x1.60-36H	Black A90	Orange	Black	Orange	672003
	13-14			21x1.60-36H	Black A90	Orange	Black	Orange	672003
450 XCW	07			21x1.60-36H	Black A90	Orange	Black	Orange	672003
	09			21x1.60-36H	Black A90	Orange	Black	Orange	672003
	11-15			21x1.60-36H	Black A90	Orange	Black	Orange	672003
500 EXC	12-15			21x1.60-36H	Black A90	Orange	Black	Orange	672003
500 XCW	12-15			21x1.60-36H	Black A90	Orange	Black	Orange	672003
125 SX	23-24	Rear	22mm	19x2.15-36H	Black A90	Orange	Black	Orange	672004
125 XC	23-24			19x2.15-36H	Black A90	Orange	Black	Orange	672004
150 XCW	24			19x2.15-36H	Black A90	Orange	Black	Orange	672004
250 XCW	24			19x2.15-36H	Black A90	Orange	Black	Orange	672004
250 SXF	23-24			19x2.15-36H	Black A90	Orange	Black	Orange	672004
250 XCF	23-24			19x2.15-36H	Black A90	Orange	Black	Orange	672004
300 XCW	24			19x2.15-36H	Black A90	Orange	Black	Orange	672004
300 XC	23-24			19x2.15-36H	Black A90	Orange	Black	Orange	672004
300 SX	24			19x2.15-36H	Black A90	Orange	Black	Orange	672004
350 XCF	23-24			19x2.15-36H	Black A90	Orange	Black	Orange	672004
350 SXF	23			19x2.15-36H	Black A90	Orange	Black	Orange	672004
350 XCF	23			19x2.15-36H	Black A90	Orange	Black	Orange	672004
450 SXF	24			19x2.15-36H	Black A90	Orange	Black	Orange	672004
450 XCF	23-24			19x2.15-36H	Black A90	Orange	Black	Orange	672004

- Wheels
- Rims
- Hubs
- Spokes & Nipples Kit
- Wheel Accessories
- Wheel Truing Stand



APPLICATIONS

- Wheels
- Rims
- Hubs
- Spokes & Nipples Kit
- Wheel Accessories
- Wheel Truing Stand

MXCHAMP A90 Series Complete Wheels									
Model	Year	Position	Axle	Rim Size	Rim Color	Hub Color	Spoke Color	Nipple Color	SKU#
125 SX	13-22	Rear	25mm	19x2.15-36H	Black A90	Orange	Black	Orange	672004
125 XC	21-22			19x2.15-36H	Black A90	Orange	Black	Orange	672004
150 XC	13-23			19x2.15-36H	Black A90	Orange	Black	Orange	672004
150 XCW	17-20			19x2.15-36H	Black A90	Orange	Black	Orange	672004
200 XCW	16			19x2.15-36H	Black A90	Orange	Black	Orange	672004
250 EXCF	17-19			19x2.15-36H	Black A90	Orange	Black	Orange	672004
250 SX	13-22			19x2.15-36H	Black A90	Orange	Black	Orange	672004
250 SXF	13-22			19x2.15-36H	Black A90	Orange	Black	Orange	672004
250 XC	13-14			19x2.15-36H	Black A90	Orange	Black	Orange	672004
	18-19			19x2.15-36H	Black A90	Orange	Black	Orange	672004
	08			19x2.15-36H	Black A90	Orange	Black	Orange	672004
250 XC TPI	20-22			19x2.15-36H	Black A90	Orange	Black	Orange	672004
250 XCF	13-22			19x2.15-36H	Black A90	Orange	Black	Orange	672004
250 XCFW	16			19x2.15-36H	Black A90	Orange	Black	Orange	672004
250 XCW TP	20-22			19x2.15-36H	Black A90	Orange	Black	Orange	672004
250 XCW	16-22			19x2.15-36H	Black A90	Orange	Black	Orange	672004
300 XC	12-14			19x2.15-36H	Black A90	Orange	Black	Orange	672004
	17-19			19x2.15-36H	Black A90	Orange	Black	Orange	672004
300 XCW	16-20			19x2.15-36H	Black A90	Orange	Black	Orange	672004
350 SXF	13-22			19x2.15-36H	Black A90	Orange	Black	Orange	672004
350 EXCF	16-20			19x2.15-36H	Black A90	Orange	Black	Orange	672004
350 XCF	13-22			19x2.15-36H	Black A90	Orange	Black	Orange	672004
350 XCFW	16			19x2.15-36H	Black A90	Orange	Black	Orange	672004
	21			19x2.15-36H	Black A90	Orange	Black	Orange	672004
450 SXF	13-22			19x2.15-36H	Black A90	Orange	Black	Orange	672004
450 EXCF	20			19x2.15-36H	Black A90	Orange	Black	Orange	672004
450 XCF	13-22			19x2.15-36H	Black A90	Orange	Black	Orange	672004
450 XCW	16			19x2.15-36H	Black A90	Orange	Black	Orange	672004
500 EXC	16			19x2.15-36H	Black A90	Orange	Black	Orange	672004
500 EXCF	17-18			19x2.15-36H	Black A90	Orange	Black	Orange	672004
	20			19x2.15-36H	Black A90	Orange	Black	Orange	672004
500 XCFW	21			19x2.15-36H	Black A90	Orange	Black	Orange	672004
500 XCW	16			19x2.15-36H	Black A90	Orange	Black	Orange	672004



APPLICATIONS

Wheels	MXCHAMP A90 Series Complete Wheels									
Rims	Model	Year	Position	Axle	Rim Size	Rim Color	Hub Color	Spoke Color	Nipple Color	SKU#
Hubs	125 SX	23-24	Rear	22mm	18x2.15-36H	Black A90	Orange	Black	Orange	672010
Spokes & Nipples Kit	125 XC	23-24			18x2.15-36H	Black A90	Orange	Black	Orange	672010
Wheel Accessories	150 XCW	24			18x2.15-36H	Black A90	Orange	Black	Orange	672010
Wheel Truing Stand	250 XCW	24			18x2.15-36H	Black A90	Orange	Black	Orange	672010
	250 SXF	23-24			18x2.15-36H	Black A90	Orange	Black	Orange	672010
	250 XCF	23-24			18x2.15-36H	Black A90	Orange	Black	Orange	672010
	300 XCW	24			18x2.15-36H	Black A90	Orange	Black	Orange	672010
	300 XC	23-24			18x2.15-36H	Black A90	Orange	Black	Orange	672010
	300 SX	24			18x2.15-36H	Black A90	Orange	Black	Orange	672010
	350 XCF	23-24			18x2.15-36H	Black A90	Orange	Black	Orange	672010
	350 SXF	23			18x2.15-36H	Black A90	Orange	Black	Orange	672010
	350 XCF	23			18x2.15-36H	Black A90	Orange	Black	Orange	672010
	450 SXF	24			18x2.15-36H	Black A90	Orange	Black	Orange	672010
	450 XCF	23-24			18x2.15-36H	Black A90	Orange	Black	Orange	672010
	125 SX	13-22	Rear	25mm	18x2.15-36H	Black A90	Orange	Black	Orange	672010
	125 XC	21-22			18x2.15-36H	Black A90	Orange	Black	Orange	672010
	150 XC	13-23			18x2.15-36H	Black A90	Orange	Black	Orange	672010
	150 XCW	17-20			18x2.15-36H	Black A90	Orange	Black	Orange	672010
	200 XCW	16			18x2.15-36H	Black A90	Orange	Black	Orange	672010
	250 EXCF	17-19			18x2.15-36H	Black A90	Orange	Black	Orange	672010
	250 SX	13-22			18x2.15-36H	Black A90	Orange	Black	Orange	672010
	250 SXF	13-22			18x2.15-36H	Black A90	Orange	Black	Orange	672010
	250 XC	13-14			18x2.15-36H	Black A90	Orange	Black	Orange	672010
		18-19			18x2.15-36H	Black A90	Orange	Black	Orange	672010
		08			18x2.15-36H	Black A90	Orange	Black	Orange	672010
	250 XC TPI	20-22			18x2.15-36H	Black A90	Orange	Black	Orange	672010
	250 XCF	13-22			18x2.15-36H	Black A90	Orange	Black	Orange	672010
	250 XCFW	16			18x2.15-36H	Black A90	Orange	Black	Orange	672010
	250 XCW TPI	20-22			18x2.15-36H	Black A90	Orange	Black	Orange	672010
	250 XCW	16-22			18x2.15-36H	Black A90	Orange	Black	Orange	672010
	300 XC	12-14			18x2.15-36H	Black A90	Orange	Black	Orange	672010
		17-19			18x2.15-36H	Black A90	Orange	Black	Orange	672010
	300 XCW	16-20			18x2.15-36H	Black A90	Orange	Black	Orange	672010
	350 SXF	13-22			18x2.15-36H	Black A90	Orange	Black	Orange	672010
	350 EXCF	16-20			18x2.15-36H	Black A90	Orange	Black	Orange	672010
	350 XCF	13-22			18x2.15-36H	Black A90	Orange	Black	Orange	672010
	350 XCFW	16			18x2.15-36H	Black A90	Orange	Black	Orange	672010
		21			18x2.15-36H	Black A90	Orange	Black	Orange	672010
	450 SXF	13-22			18x2.15-36H	Black A90	Orange	Black	Orange	672010
	450 EXCF	20			18x2.15-36H	Black A90	Orange	Black	Orange	672010
	450 XCF	13-22			18x2.15-36H	Black A90	Orange	Black	Orange	672010
	450 XCW	16			18x2.15-36H	Black A90	Orange	Black	Orange	672010
	500 EXC	16			18x2.15-36H	Black A90	Orange	Black	Orange	672010
	500 EXCF	17-18			18x2.15-36H	Black A90	Orange	Black	Orange	672010
		20			18x2.15-36H	Black A90	Orange	Black	Orange	672010
	500 XCFW	21			18x2.15-36H	Black A90	Orange	Black	Orange	672010
	500 XCW	16			18x2.15-36H	Black A90	Orange	Black	Orange	672010



APPLICATIONS

MXCHAMP A90 Series Complete Wheels

Model	Year	Position	Axle	Rim Size	Rim Color	Hub Color	Spoke Color	Nipple Color	SKU#
125 SX	00-12	Rear	20mm	18x2.15-36H	Black A90	Orange	Black	Orange	672010
125 EXC	00-05			18x2.15-36H	Black A90	Orange	Black	Orange	672010
144 SX	07-08			18x2.15-36H	Black A90	Orange	Black	Orange	672010
150 SX	09-12			18x2.15-36H	Black A90	Orange	Black	Orange	672010
150 XC	10-12			18x2.15-36H	Black A90	Orange	Black	Orange	672010
150 XCW	17-18			18x2.15-36H	Black A90	Orange	Black	Orange	672010
	20			18x2.15-36H	Black A90	Orange	Black	Orange	672010
200 EXC	00-05			18x2.15-36H	Black A90	Orange	Black	Orange	672010
200 SX	00-04			18x2.15-36H	Black A90	Orange	Black	Orange	672010
200 XC	06-09			18x2.15-36H	Black A90	Orange	Black	Orange	672010
200 XCW	06-16			18x2.15-36H	Black A90	Orange	Black	Orange	672010
250 SX	00-12			18x2.15-36H	Black A90	Orange	Black	Orange	672010
250 XCF	07-09			18x2.15-36H	Black A90	Orange	Black	Orange	672010
	12			18x2.15-36H	Black A90	Orange	Black	Orange	672010
250 EXC	00-04			18x2.15-36H	Black A90	Orange	Black	Orange	672010
250 EXCF	17-19			18x2.15-36H	Black A90	Orange	Black	Orange	672010
250 SXF	11-12			18x2.15-36H	Black A90	Orange	Black	Orange	672010
250 XC	06-12			18x2.15-36H	Black A90	Orange	Black	Orange	672010
250 XCW	06-21			18x2.15-36H	Black A90	Orange	Black	Orange	672010
250 XCFW	07-09			18x2.15-36H	Black A90	Orange	Black	Orange	672010
	11-12			18x2.15-36H	Black A90	Orange	Black	Orange	672010
	14-16			18x2.15-36H	Black A90	Orange	Black	Orange	672010
300 EXC	00-04			18x2.15-36H	Black A90	Orange	Black	Orange	672010
300 XCW	06-20			18x2.15-36H	Black A90	Orange	Black	Orange	672010
300 SX	00-02			18x2.15-36H	Black A90	Orange	Black	Orange	672010
300 XC	06-12			18x2.15-36H	Black A90	Orange	Black	Orange	672010
350 EXCF	12-20			18x2.15-36H	Black A90	Orange	Black	Orange	672010
350 SXF	11-12			18x2.15-36H	Black A90	Orange	Black	Orange	672010
350 XCF	12			18x2.15-36H	Black A90	Orange	Black	Orange	672010
350 XCFW	12-16			18x2.15-36H	Black A90	Orange	Black	Orange	672010
	21			18x2.15-36H	Black A90	Orange	Black	Orange	672010
380 EXC	00-02			18x2.15-36H	Black A90	Orange	Black	Orange	672010
380 SX	00-02			18x2.15-36H	Black A90	Orange	Black	Orange	672010
400 EXC	00-03			18x2.15-36H	Black A90	Orange	Black	Orange	672010
	05			18x2.15-36H	Black A90	Orange	Black	Orange	672010
400 XCW	07			18x2.15-36H	Black A90	Orange	Black	Orange	672010
	09-10			18x2.15-36H	Black A90	Orange	Black	Orange	672010
450 EXC	07			18x2.15-36H	Black A90	Orange	Black	Orange	672010
	11			18x2.15-36H	Black A90	Orange	Black	Orange	672010
400 EXCF	20			18x2.15-36H	Black A90	Orange	Black	Orange	672010
450 SX	06			18x2.15-36H	Black A90	Orange	Black	Orange	672010
450 SXF	07-12			18x2.15-36H	Black A90	Orange	Black	Orange	672010
450 XC	07			18x2.15-36H	Black A90	Orange	Black	Orange	672010
450 XCF	08-09			18x2.15-36H	Black A90	Orange	Black	Orange	672010
450 XCW	09-16			18x2.15-36H	Black A90	Orange	Black	Orange	672010
500 EXC	12-16			18x2.15-36H	Black A90	Orange	Black	Orange	672010
500 EXCF	17-18			18x2.15-36H	Black A90	Orange	Black	Orange	672010
	20			18x2.15-36H	Black A90	Orange	Black	Orange	672010
500 XCFW	21			18x2.15-36H	Black A90	Orange	Black	Orange	672010
500 XCW	12-16			18x2.15-36H	Black A90	Orange	Black	Orange	672010

- Wheels
- Rims
- Hubs
- Spokes & Nipples Kit
- Wheel Accessories
- Wheel Truing Stand

- Wheels
- Rims
- Hubs
- Spokes & Nipples Kit
- Wheel Accessories
- Wheel Truing Stand



APPLICATIONS

MXCHAMP A90 Series Complete Wheels									
Model	Year	Position	Axle	Rim Size	Rim Color	Hub Color	Spoke Color	Nipple Color	SKU#
TC 125	15-21	Front	22mm	21x1.60-36H	Black A90	Lake Blue	Black	Lake Blue	676000
	24			21x1.60-36H	Black A90	Lake Blue	Black	Lake Blue	676000
TE 125	16			21x1.60-36H	Black A90	Lake Blue	Black	Lake Blue	676000
TE 150	17-19			21x1.60-36H	Black A90	Lake Blue	Black	Lake Blue	676000
TE 150i	21-22			21x1.60-36H	Black A90	Lake Blue	Black	Lake Blue	676000
FC 250	16-24			21x1.60-36H	Black A90	Lake Blue	Black	Lake Blue	676000
FE 250	16-21			21x1.60-36H	Black A90	Lake Blue	Black	Lake Blue	676000
				21x1.60-36H	Black A90	Lake Blue	Black	Lake Blue	676000
TC 250	15-22			21x1.60-36H	Black A90	Lake Blue	Black	Lake Blue	676000
	24			21x1.60-36H	Black A90	Lake Blue	Black	Lake Blue	676000
TE 150	24			21x1.60-36H	Black A90	Lake Blue	Black	Lake Blue	676000
TE 250	16-18			21x1.60-36H	Black A90	Lake Blue	Black	Lake Blue	676000
TE 250i	18-22			21x1.60-36H	Black A90	Lake Blue	Black	Lake Blue	676000
	24			21x1.60-36H	Black A90	Lake Blue	Black	Lake Blue	676000
TE 300	16-18			21x1.60-36H	Black A90	Lake Blue	Black	Lake Blue	676000
TE 300i	19-20			21x1.60-36H	Black A90	Lake Blue	Black	Lake Blue	676000
	22			21x1.60-36H	Black A90	Lake Blue	Black	Lake Blue	676000
	24			21x1.60-36H	Black A90	Lake Blue	Black	Lake Blue	676000
TX 300	17-19			21x1.60-36H	Black A90	Lake Blue	Black	Lake Blue	676000
TX 300i	20-22			21x1.60-36H	Black A90	Lake Blue	Black	Lake Blue	676000
FC 350	15-18			21x1.60-36H	Black A90	Lake Blue	Black	Lake Blue	676000
	20-23			21x1.60-36H	Black A90	Lake Blue	Black	Lake Blue	676000
FE 350	16-23			21x1.60-36H	Black A90	Lake Blue	Black	Lake Blue	676000
FX 350	17-20			21x1.60-36H	Black A90	Lake Blue	Black	Lake Blue	676000
	22			21x1.60-36H	Black A90	Lake Blue	Black	Lake Blue	676000
	24			21x1.60-36H	Black A90	Lake Blue	Black	Lake Blue	676000
FE 350S	16			21x1.60-36H	Black A90	Lake Blue	Black	Lake Blue	676000
	20-24			21x1.60-36H	Black A90	Lake Blue	Black	Lake Blue	676000
FC 450	15-16			21x1.60-36H	Black A90	Lake Blue	Black	Lake Blue	676000
	18-24			21x1.60-36H	Black A90	Lake Blue	Black	Lake Blue	676000
FE 450	16-19			21x1.60-36H	Black A90	Lake Blue	Black	Lake Blue	676000
	24			21x1.60-36H	Black A90	Lake Blue	Black	Lake Blue	676000
FS 450	17-18			21x1.60-36H	Black A90	Lake Blue	Black	Lake Blue	676000
	24			21x1.60-36H	Black A90	Lake Blue	Black	Lake Blue	676000
FX 450	17-20			21x1.60-36H	Black A90	Lake Blue	Black	Lake Blue	676000
FE 501	16-24			21x1.60-36H	Black A90	Lake Blue	Black	Lake Blue	676000
FE 501S	16			21x1.60-36H	Black A90	Lake Blue	Black	Lake Blue	676000
	20-21			21x1.60-36H	Black A90	Lake Blue	Black	Lake Blue	676000



APPLICATIONS

MXCHAMP A90 Series Complete Wheels

Model	Year	Position	Axle	Rim Size	Rim Color	Hub Color	Spoke Color	Nipple Color	SKU#
TC 125	14	Front	26mm	21x1.60-36H	Black A90	Lake Blue	Black	Lake Blue	676003
TE 125	14-15			21x1.60-36H	Black A90	Lake Blue	Black	Lake Blue	676003
FE 250	14-15			21x1.60-36H	Black A90	Lake Blue	Black	Lake Blue	676003
TC 250	14-15			21x1.60-36H	Black A90	Lake Blue	Black	Lake Blue	676003
TE 250	14-15			21x1.60-36H	Black A90	Lake Blue	Black	Lake Blue	676003
FC 250	14			21x1.60-36H	Black A90	Lake Blue	Black	Lake Blue	676003
FC 350	14			21x1.60-36H	Black A90	Lake Blue	Black	Lake Blue	676003
FC 450	14			21x1.60-36H	Black A90	Lake Blue	Black	Lake Blue	676003
FE 501	14-15			21x1.60-36H	Black A90	Lake Blue	Black	Lake Blue	676003
FE 350	14-15			21x1.60-36H	Black A90	Lake Blue	Black	Lake Blue	676003
FE 350S	15			21x1.60-36H	Black A90	Lake Blue	Black	Lake Blue	676003
FE 501S	15			21x1.60-36H	Black A90	Lake Blue	Black	Lake Blue	676003
	19-20			21x1.60-36H	Black A90	Lake Blue	Black	Lake Blue	676003
TC 125	24	Rear	22mm	19x2.15-36H	Black A90	Lake Blue	Black	Lake Blue	676004
TE 150	24			19x2.15-36H	Black A90	Lake Blue	Black	Lake Blue	676004
TC 250	24			19x2.15-36H	Black A90	Lake Blue	Black	Lake Blue	676004
TE 250i	24			19x2.15-36H	Black A90	Lake Blue	Black	Lake Blue	676004
FC 250	23-24			19x2.15-36H	Black A90	Lake Blue	Black	Lake Blue	676004
TX 300i	24			19x2.15-36H	Black A90	Lake Blue	Black	Lake Blue	676004
FC 350	23			19x2.15-36H	Black A90	Lake Blue	Black	Lake Blue	676004
FE 350S	24			19x2.15-36H	Black A90	Lake Blue	Black	Lake Blue	676004
FX 350	24			19x2.15-36H	Black A90	Lake Blue	Black	Lake Blue	676004
FC 450	23-24			19x2.15-36H	Black A90	Lake Blue	Black	Lake Blue	676004
FE 450	24			19x2.15-36H	Black A90	Lake Blue	Black	Lake Blue	676004
FE 501S	24			19x2.15-36H	Black A90	Lake Blue	Black	Lake Blue	676004
FS 450	24			19x2.15-36H	Black A90	Lake Blue	Black	Lake Blue	676004
TC 125	16-22	Rear	25mm	19x2.15-36H	Black A90	Lake Blue	Black	Lake Blue	676004
FC 250	15-22			19x2.15-36H	Black A90	Lake Blue	Black	Lake Blue	676004
TC 250	17-22			19x2.15-36H	Black A90	Lake Blue	Black	Lake Blue	676004
TX 300	17-19			19x2.15-36H	Black A90	Lake Blue	Black	Lake Blue	676004
TX 300i	20-22			19x2.15-36H	Black A90	Lake Blue	Black	Lake Blue	676004
FC 350	16-18			19x2.15-36H	Black A90	Lake Blue	Black	Lake Blue	676004
	20-22			19x2.15-36H	Black A90	Lake Blue	Black	Lake Blue	676004
FX 350	17-22			19x2.15-36H	Black A90	Lake Blue	Black	Lake Blue	676004
FC 450	15-16			19x2.15-36H	Black A90	Lake Blue	Black	Lake Blue	676004
	18-22			19x2.15-36H	Black A90	Lake Blue	Black	Lake Blue	676004
FS 450	17-20			19x2.15-36H	Black A90	Lake Blue	Black	Lake Blue	676004
FX 450	17-20			19x2.15-36H	Black A90	Lake Blue	Black	Lake Blue	676004
TC 125	14-15	Rear	20mm	19x2.15-36H	Black A90	Lake Blue	Black	Lake Blue	676004
TE 125	15-16			19x2.15-36H	Black A90	Lake Blue	Black	Lake Blue	676004
TE 150	17-19			19x2.15-36H	Black A90	Lake Blue	Black	Lake Blue	676004
TE 150i	21			19x2.15-36H	Black A90	Lake Blue	Black	Lake Blue	676004
FC 250	14			19x2.15-36H	Black A90	Lake Blue	Black	Lake Blue	676004
FE 250	14-15			19x2.15-36H	Black A90	Lake Blue	Black	Lake Blue	676004
TC 250	14-16			19x2.15-36H	Black A90	Lake Blue	Black	Lake Blue	676004
TE 250	18-21			19x2.15-36H	Black A90	Lake Blue	Black	Lake Blue	676004
TE 250i	18-21			19x2.15-36H	Black A90	Lake Blue	Black	Lake Blue	676004
TE 300	14-18			19x2.15-36H	Black A90	Lake Blue	Black	Lake Blue	676004
TE 300i	19-20			19x2.15-36H	Black A90	Lake Blue	Black	Lake Blue	676004
FC 350	14-15			19x2.15-36H	Black A90	Lake Blue	Black	Lake Blue	676004
FE 350	14-21			19x2.15-36H	Black A90	Lake Blue	Black	Lake Blue	676004
FE 350S	15-16			19x2.15-36H	Black A90	Lake Blue	Black	Lake Blue	676004
	20-21			19x2.15-36H	Black A90	Lake Blue	Black	Lake Blue	676004
FC 450	14			19x2.15-36H	Black A90	Lake Blue	Black	Lake Blue	676004
FE 450	16-19			19x2.15-36H	Black A90	Lake Blue	Black	Lake Blue	676004
FE 501	14			19x2.15-36H	Black A90	Lake Blue	Black	Lake Blue	676004
	16-21			19x2.15-36H	Black A90	Lake Blue	Black	Lake Blue	676004
FE 501S	15-16			19x2.15-36H	Black A90	Lake Blue	Black	Lake Blue	676004
	20-21			19x2.15-36H	Black A90	Lake Blue	Black	Lake Blue	676004

- Wheels
- Rims
- Hubs
- Spokes & Nipples Kit
- Wheel Accessories
- Wheel Truing Stand



APPLICATIONS

- Wheels
- Rims
- Hubs
- Spokes & Nipples Kit
- Wheel Accessories
- Wheel Truing Stand

MXCHAMP A90 Series Complete Wheels									
Model	Year	Position	Axle	Rim Size	Rim Color	Hub Color	Spoke Color	Nipple Color	SKU#
TC 125	24	Rear	22mm	18x2.15-36H	Black A90	Lake Blue	Black	Lake Blue	676009
TE 150	24			18x2.15-36H	Black A90	Lake Blue	Black	Lake Blue	676009
TC 250	24			18x2.15-36H	Black A90	Lake Blue	Black	Lake Blue	676009
TE 250i	24			18x2.15-36H	Black A90	Lake Blue	Black	Lake Blue	676009
FC 250	23-24			18x2.15-36H	Black A90	Lake Blue	Black	Lake Blue	676009
TX 300i	24			18x2.15-36H	Black A90	Lake Blue	Black	Lake Blue	676009
FC 350	23			18x2.15-36H	Black A90	Lake Blue	Black	Lake Blue	676009
FE 350S	24			18x2.15-36H	Black A90	Lake Blue	Black	Lake Blue	676009
FX 350	24			18x2.15-36H	Black A90	Lake Blue	Black	Lake Blue	676009
FC 450	23-24			18x2.15-36H	Black A90	Lake Blue	Black	Lake Blue	676009
FE 450	24			18x2.15-36H	Black A90	Lake Blue	Black	Lake Blue	676009
FE 501S	24			18x2.15-36H	Black A90	Lake Blue	Black	Lake Blue	676009
FS 450	24			18x2.15-36H	Black A90	Lake Blue	Black	Lake Blue	676009
TC 125	16-22	Rear	25mm	18x2.15-36H	Black A90	Lake Blue	Black	Lake Blue	676009
FC 250	15-22			18x2.15-36H	Black A90	Lake Blue	Black	Lake Blue	676009
TC 250	17-22			18x2.15-36H	Black A90	Lake Blue	Black	Lake Blue	676009
TX 300	17-19			18x2.15-36H	Black A90	Lake Blue	Black	Lake Blue	676009
TX 300i	20-22			18x2.15-36H	Black A90	Lake Blue	Black	Lake Blue	676009
FC 350	16-18			18x2.15-36H	Black A90	Lake Blue	Black	Lake Blue	676009
	20-22			18x2.15-36H	Black A90	Lake Blue	Black	Lake Blue	676009
FX 350	17-22			18x2.15-36H	Black A90	Lake Blue	Black	Lake Blue	676009
FC 450	15-16			18x2.15-36H	Black A90	Lake Blue	Black	Lake Blue	676009
	18-22			18x2.15-36H	Black A90	Lake Blue	Black	Lake Blue	676009
FS 450	17-20			18x2.15-36H	Black A90	Lake Blue	Black	Lake Blue	676009
FX 450	17-20			18x2.15-36H	Black A90	Lake Blue	Black	Lake Blue	676009
TC 125	14-15	Rear	20mm	18x2.15-36H	Black A90	Lake Blue	Black	Lake Blue	676009
TE 125	15-16			18x2.15-36H	Black A90	Lake Blue	Black	Lake Blue	676009
TE 150	17-19			18x2.15-36H	Black A90	Lake Blue	Black	Lake Blue	676009
TE 150i	21			18x2.15-36H	Black A90	Lake Blue	Black	Lake Blue	676009
FC 250	14			18x2.15-36H	Black A90	Lake Blue	Black	Lake Blue	676009
FE 250	14-15			18x2.15-36H	Black A90	Lake Blue	Black	Lake Blue	676009
TC 250	14-16			18x2.15-36H	Black A90	Lake Blue	Black	Lake Blue	676009
TE 250	18-21			18x2.15-36H	Black A90	Lake Blue	Black	Lake Blue	676009
TE 250i	18-21			18x2.15-36H	Black A90	Lake Blue	Black	Lake Blue	676009
TE 300	14-18			18x2.15-36H	Black A90	Lake Blue	Black	Lake Blue	676009
TE 300i	19-20			18x2.15-36H	Black A90	Lake Blue	Black	Lake Blue	676009
FC 350	14-15			18x2.15-36H	Black A90	Lake Blue	Black	Lake Blue	676009
FE 350	14-21			18x2.15-36H	Black A90	Lake Blue	Black	Lake Blue	676009
FE 350S	15-16			18x2.15-36H	Black A90	Lake Blue	Black	Lake Blue	676009
	20-21			18x2.15-36H	Black A90	Lake Blue	Black	Lake Blue	676009
FC 450	14			18x2.15-36H	Black A90	Lake Blue	Black	Lake Blue	676009
FE 450	16-19			18x2.15-36H	Black A90	Lake Blue	Black	Lake Blue	676009
FE 501	14			18x2.15-36H	Black A90	Lake Blue	Black	Lake Blue	676009
	16-21			18x2.15-36H	Black A90	Lake Blue	Black	Lake Blue	676009
FE 501S	15-16			18x2.15-36H	Black A90	Lake Blue	Black	Lake Blue	676009
	20-21			18x2.15-36H	Black A90	Lake Blue	Black	Lake Blue	676009



APPLICATIONS

MXCHAMP A90 Series Complete Wheels

Model	Year	Position	Axle	Rim Size	Rim Color	Hub Color	Spoke Color	Nipple Color	SKU#
WR 250F	20-24	Front	22mm	21x1.6-36H	Black A90	Blue	Silver	Blue	674000
YZ 250F	14-24			21x1.6-36H	Black A90	Blue	Black	Blue	674002
YZ 250FX	16-23			21x1.6-36H	Blue A90	Blue	Black	Silver	674001
YZ 450F	14-23			21x1.6-36H					
YZ 450FX	16-23			21x1.6-36H					
WR 450F	19-23			21x1.6-36H					
YZ 125	02-23	Front	20mm	21x1.6-36H	Black A90	Blue	Silver	Blue	674000
YZ 125X	20-23			21x1.6-36H	Black A90	Blue	Black	Blue	674002
WR 250F	05-18			21x1.6-36H	Blue A90	Blue	Black	Silver	674001
YZ 250	02-23			21x1.6-36H					
YZ 250F	02-13			21x1.6-36H					
YZ 250X	16-22			21x1.6-36H					
WR 426F	02			21x1.6-36H					
YZ 426F	02			21x1.6-36H					
WR 450F	05-18			21x1.6-36H					
YZ 450F	03-13			21x1.6-36H					

- Wheels
- Rims
- Hubs
- Spokes & Nipples Kit
- Wheel Accessories
- Wheel Truing Stand



APPLICATIONS

- Wheels
- Rims
- Hubs
- Spokes & Nipples Kit
- Wheel Accessories
- Wheel Truing Stand

MXCHAMP A90 Series Complete Wheels										
Model	Year	Position	Axle	Rim Size	Rim Color	Hub Color	Spoke Color	Nipple Color	SKU#	
YZ 250F	19-24	Rear	25mm	19x2.15-36H	Black A90	Blue	Silver	Blue	674004	
YZ 450F	19-23			19x2.15-36H	Black A90	Blue	Black	Blue	674016	
				19x2.15-36H	Blue A90	Blue	Black	Silver	674006	
YZ 125	05-23	Rear	22mm	19x2.15-36H	Black A90	Blue	Silver	Blue	674004	
YZ 125X	20-23			19x2.15-36H	Black A90	Blue	Black	Blue	674016	
WR 226F	01-02			19x2.15-36H	Blue A90	Blue	Black	Silver	674006	
WR 250FX	19			19x2.15-36H						
YZ 250F	05-18			19x2.15-36H						
YZ 250	05-23			19x2.15-36H						
YZ 250FX	15-23			19x2.15-36H						
YZ 250X	16-23			19x2.15-36H						
WR 250F	05-24			19x2.15-36H						
WR 400F	99-00			19x2.15-36H						
YZ 450F	05-18			19x2.15-36H						
WR 450F	05-23			19x2.15-36H						
YZ 450FX	16-23			19x2.15-36H						
YZ 125	05-23	Rear	22mm	18x2.15-36H	Black A90	Blue	Silver	Blue	674005	
YZ 125X	20-23			18x2.15-36H	Black A90	Blue	Black	Blue	674009	
WR 226F	01-02			18x2.15-36H	Blue A90	Blue	Black	Silver	674010	
WR 250FX	19			18x2.15-36H						
YZ 250F	05-18			18x2.15-36H						
YZ 250	05-23			18x2.15-36H						
YZ 250FX	15-23			18x2.15-36H						
YZ 250X	16-23			18x2.15-36H						
WR 250F	05-23			18x2.15-36H						
WR 400F	99-00			18x2.15-36H						
YZ 450F	05-18			18x2.15-36H						
WR 450F	05-23			18x2.15-36H						
YZ 450FX	16-23			18x2.15-36H						



APPLICATIONS

MXCHAMP A90 Series Complete Wheels

Model	Year	Position	Axle	Rim Size	Rim Color	Hub Color	Spoke Color	Nipple Color	SKU#
RM-Z 250	07-23	Front	22mm	21x1.60-36H	Black A90	Gold	Black	Gold	675001
RM-Z 450	05-23			21x1.60-36H	Black A90	Gold	Black	Gold	675001
RM-Z 250	07-23	Rear	25mm	19X2.15-36H	Black A90	Gold	Black	Gold	675003
RM-Z 450	05-23			19X2.15-36H	Black A90	Gold	Black	Gold	675003

- Wheels
- Rims
- Hubs
- Spokes & Nipples Kit
- Wheel Accessories
- Wheel Truing Stand

- Wheels
- Rims
- Hubs
- Spokes & Nipples Kit
- Wheel Accessories
- Wheel Truing Stand



APPLICATIONS

MXCHAMP A90 Series Complete Wheels									
Model	Year	Position	Axle	Rim Size	Rim Color	Hub Color	Spoke Color	Nipple Color	SKU#
MC 125	21-24	Front	22mm	21x1.60-36H	Black A90	Red	Black	Red	677000
MC 250	20-24			21x1.60-36H	Black A90	Red	Black	Red	677000
MC 250F	21-24			21x1.60-36H	Black A90	Red	Black	Red	677000
MC 350F	21-24			21x1.60-36H	Black A90	Red	Black	Red	677000
MC 450F	21-24			21x1.60-36H	Black A90	Red	Black	Red	677000
EC 250F	24			21x1.60-36H	Black A90	Red	Black	Red	677000
EC 250	21-24			21x1.60-36H	Black A90	Red	Black	Red	677000
EC 300	21-24			21x1.60-36H	Black A90	Red	Black	Red	677000
EC 450F	21-24			21x1.60-36H	Black A90	Red	Black	Red	677000
EX 250	21-24			21x1.60-36H	Black A90	Red	Black	Red	677000
EX 250F	21-24			21x1.60-36H	Black A90	Red	Black	Red	677000
EX 300	21-24			21x1.60-36H	Black A90	Red	Black	Red	677000
EX 350F	21-24			21x1.60-36H	Black A90	Red	Black	Red	677000
EX 450F	21-24			21x1.60-36H	Black A90	Red	Black	Red	677000



APPLICATIONS

MXCHAMP A90 Series Complete Wheels

Model	Year	Position	Axle	Rim Size	Rim Color	Hub Color	Spoke Color	Nipple Color	SKU#
MC 125	21-24	Rear	25mm	19X2.15-36H	Black A90	Red	Black	Red	677002
MC 250	20-24			19X2.15-36H	Black A90	Red	Black	Red	677002
MC 250F	21-24			19X2.15-36H	Black A90	Red	Black	Red	677002
MC 350F	21-24			19X2.15-36H	Black A90	Red	Black	Red	677002
MC 450F	21-24			19X2.15-36H	Black A90	Red	Black	Red	677002
EC 250F	24			19X2.15-36H	Black A90	Red	Black	Red	677002
EC 250	21-24			19X2.15-36H	Black A90	Red	Black	Red	677002
EC 300	21-24			19X2.15-36H	Black A90	Red	Black	Red	677002
EC 450F	21-24			19X2.15-36H	Black A90	Red	Black	Red	677002
EX 250	21-24			19X2.15-36H	Black A90	Red	Black	Red	677002
EX 250F	21-24			19X2.15-36H	Black A90	Red	Black	Red	677002
EX 300	21-24			19X2.15-36H	Black A90	Red	Black	Red	677002
EX 350F	21-24			19X2.15-36H	Black A90	Red	Black	Red	677002
EX 450F	21-24			19X2.15-36H	Black A90	Red	Black	Red	677002
MC 125	21-24	Rear	25mm	18X2.15-36H	Black A90	Red	Black	Red	677005
MC 250	20-24			18X2.15-36H	Black A90	Red	Black	Red	677005
MC 250F	21-24			18X2.15-36H	Black A90	Red	Black	Red	677005
MC 350F	21-24			18X2.15-36H	Black A90	Red	Black	Red	677005
MC 450F	21-24			18X2.15-36H	Black A90	Red	Black	Red	677005
EC 250F	24			18X2.15-36H	Black A90	Red	Black	Red	677005
EC 250	21-24			18X2.15-36H	Black A90	Red	Black	Red	677005
EC 300	21-24			18X2.15-36H	Black A90	Red	Black	Red	677005
EC 450F	21-24			18X2.15-36H	Black A90	Red	Black	Red	677005
EX 250	21-24			18X2.15-36H	Black A90	Red	Black	Red	677005
EX 250F	21-24			18X2.15-36H	Black A90	Red	Black	Red	677005
EX 300	21-24			18X2.15-36H	Black A90	Red	Black	Red	677005
EX 350F	21-24			18X2.15-36H	Black A90	Red	Black	Red	677005
EX 450F	21-24			18X2.15-36H	Black A90	Red	Black	Red	677005

Wheels

Rims

Hubs

Spokes & Nipples Kit

Wheel Accessories

Wheel Truing Stand

- Wheels
- Rims
- Hubs
- Spokes & Nipples Kit
- Wheel Accessories
- Wheel Truing Stand



APPLICATIONS

MXCHAMP A90 CarbonMatrix Series Complete Wheels

Model	Year	Position	Axel	Rim Size	Rim Color	Hub Color	Spoke Color	Nipple Color	SKU#
CR 125R	02-07	Front	20mm	21x1.60-36H	Black A90	Red CarbonMatrix	Black	Red	671037
CR 250R	02-07			21x1.60-36H	Black A90	Black CarbonMatrix	Black	Silver	671042
CRF 250R	04-23			21x1.60-36H	Gold A90	Black CarbonMatrix	Silver	Black	671049
CRF 250RX	19-23			21x1.60-36H					
CRF 450R WE	20-22			21x1.60-36H					
CRF 450X	19-23			21x1.60-36H					
CRF 450R	02-23			21x1.60-36H					
CRF 450RX	17-23			21x1.60-36H					
CRF 450L	19-23			21x1.60-36H					
CRF 250R	14-23	Rear	25mm	19x2.15-36H	Black A90	Red CarbonMatrix	Black	Red	671039
CRF 450R	13-23			19x2.15-36H	Black A90	Black CarbonMatrix	Black	Silver	671043
CRF 450X	19-23			19x2.15-36H	Gold A90	Black CarbonMatrix	Silver	Black	671050
CRF 450RX	17-23			19x2.15-36H					
CRF 450L	19-23			19x2.15-36H					
CRF 250R	14-23	Rear	25mm	18x2.15-36H	Black A90	Red CarbonMatrix	Black	Red	671041
CRF 450R	13-23			18x2.15-36H	Black A90	Black CarbonMatrix	Black	Silver	671045
CRF 450X	19-23			18x2.15-36H	Gold A90	Black CarbonMatrix	Silver	Black	671051
CRF 450RX	17-23			18x2.15-36H					
CRF 450L	19-23			18x2.15-36H					



APPLICATIONS

MXCHAMP A90 CarbonMatrix Series Complete Wheels

Model	Year	Position	Axle	Rim Size	Rim Color	Hub Color	Spoke Color	Nipple Color	SKU#
KX 250	22-24	Front	22mm	21x1.60-36H	Black A90	Green CarbonMatrix	Black	Green	673023
KX 250F	21-23			21x1.60-36H	Black A90	Black CarbonMatrix	Black	Black	673027
KX 250X	21-24			21x1.60-36H					
KX 250XC	21			21x1.60-36H					
KX 450	20			21x1.60-36H					
	22			21x1.60-36H					
KX 450F	19-23			21x1.60-36H					
KX 450X	21-23			21x1.60-36H					
KX 125	93-05	Front	20mm	21x1.60-36H	Black A90	Green CarbonMatrix	Black	Green	673023
KX 250	93-07			21x1.60-36H	Black A90	Black CarbonMatrix	Black	Black	673027
	20			21x1.60-36H					
KX 250F	06-20			21x1.60-36H					
KLX 450R	08-09			21x1.60-36H					
	18-19			21x1.60-36H					
KX 450F	06-18			21x1.60-36H					
KX 500	94-04			21x1.60-36H					
KX 125	93-08	Rear	25mm	19x2.15-36H	Black A90	Green CarbonMatrix	Black	Green	673025
KX 250	93-08			19x2.15-36H	Black A90	Black CarbonMatrix	Black	Black	673028
	22-24			19x2.15-36H					
KX 250X	21-24			19x2.15-36H					
KX 250XC	21			19x2.15-36H					
KX 250F	04-23			19x2.15-36H					
KLX 450R	08-09			19x2.15-36H					
	18-19			19x2.15-36H					
KX 450	20			19x2.15-36H					
KX 450F	06-23			19x2.15-36H					
KX 450X	21			19x2.15-36H					
KX 500	94-04			19x2.15-36H					

- Wheels
- Rims
- Hubs
- Spokes & Nipples Kit
- Wheel Accessories
- Wheel Truing Stand

- Wheels
- Rims
- Hubs
- Spokes & Nipples Kit
- Wheel Accessories
- Wheel Truing Stand



APPLICATIONS

MXCHAMP A90 CarbonMatrix Series Complete Wheels

Model	Year	Position	Axle	Rim Size	Rim Color	Hub Color	Spoke Color	Nipple Color	SKU#
125 SX	15-24	Front	22mm	21x1.60-36H	Black A90	Orange CarbonMatrix	Black	Orange	673025
125 XC	21-24			21x1.60-36H	Black A90	Black CarbonMatrix	Black	Black	673028
150 SX	15-22			21x1.60-36H					
150 XCW	17-19			21x1.60-36H					
	23-24			21x1.60-36H					
200 XCW	16			21x1.60-36H					
250 EXCF	17-19			21x1.60-36H					
250 SXF	15-23			21x1.60-36H					
250 XC	18-19			21x1.60-36H					
250 XCF	15-24			21x1.60-36H					
250 XCFW	16			21x1.60-36H					
250 XCW	16-18			21x1.60-36H					
	23-24			21x1.60-36H					
300 SX	24			21x1.60-36H					
300 XC	17-19			21x1.60-36H					
	23-24			21x1.60-36H					
300 XC TPI	20-22			21x1.60-36H					
300 EXCF	16-20			21x1.60-36H					
300 XCW	16-18			21x1.60-36H					
	22-24			21x1.60-36H					
350 EXCF	16-24			21x1.60-36H					
350 XCF	15-24			21x1.60-36H					
350 XCFW	16			21x1.60-36H					
	21			21x1.60-36H					
350 SXF	15-22			21x1.60-36H					
450 SXF	15-24			21x1.60-36H					
450 EXCF	20			21x1.60-36H					
450 XCW	16			21x1.60-36H					
500 EXC	16			21x1.60-36H					
500 EXCF	17-18			21x1.60-36H					
500 EXCF	20			21x1.60-36H					
500 XCFW	21			21x1.60-36H					
500 XCW	16			21x1.60-36H					



APPLICATIONS

MXCHAMP A90 CarbonMatrix Series Complete Wheels

Model	Year	Position	Axle	Rim Size	Rim Color	Hub Color	Spoke Color	Nipple Color	SKU#
125 SX	23-24	Rear	22mm	19x2.15-36H	Black A90	Orange CarbonMatrix	Black	Orange	672035
125 XC	23-24			19x2.15-36H	Black A90	Black CarbonMatrix	Black	Black	672036
150 XCW	24			19x2.15-36H					
250 XCW	24			19x2.15-36H					
250 SXF	23-24			19x2.15-36H					
250 XCF	23-24			19x2.15-36H					
300 XCW	24			19x2.15-36H					
300 XC	23-24			19x2.15-36H					
300 SX	24			19x2.15-36H					
350 XCF	23-24			19x2.15-36H					
350 SXF	23			19x2.15-36H					
350 XCF	23			19x2.15-36H					
450 SXF	24			19x2.15-36H					
450 XCF	23-24			19x2.15-36H					
125 SX	13-22	Rear	25mm	19x2.15-36H	Black A90	Orange CarbonMatrix	Black	Orange	672035
125 XC	21-22			19x2.15-36H	Black A90	Black CarbonMatrix	Black	Black	672036
150 XC	13-23			19x2.15-36H					
150 XCW	17-20			19x2.15-36H					
200 XCW	16			19x2.15-36H					
250 EXCF	17-19			19x2.15-36H					
250 SX	13-22			19x2.15-36H					
250 SXF	13-22			19x2.15-36H					
250 XC	13-14			19x2.15-36H					
	18-19			19x2.15-36H					
	08			19x2.15-36H					
250 XC TPI	20-22			19x2.15-36H					
250 XCF	13-22			19x2.15-36H					
250 XCFW	16			19x2.15-36H					
250 XCW TPI	20-22			19x2.15-36H					
250 XCW	16-22			19x2.15-36H					
300 XC	12-14			19x2.15-36H					
	17-19			19x2.15-36H					
300 XCW	16-20			19x2.15-36H					
350 SXF	13-22			19x2.15-36H					
350 EXCF	16-20			19x2.15-36H					
350 XCF	13-22			19x2.15-36H					
350 XCFW	16			19x2.15-36H					
	21			19x2.15-36H					
450 SXF	13-22			19x2.15-36H					
450 EXCF	20			19x2.15-36H					
450 XCF	13-22			19x2.15-36H					
450 XCW	16			19x2.15-36H					
500 EXC	16			19x2.15-36H					
500 EXCF	17-18			19x2.15-36H					
	20			19x2.15-36H					
500 XCFW	21			19x2.15-36H					
500 XCW	16			19x2.15-36H					

Wheels

Rims

Hubs

Spokes & Nipples Kit

Wheel Accessories

Wheel Truing Stand



APPLICATIONS

- Wheels
- Rims
- Hubs
- Spokes & Nipples Kit
- Wheel Accessories
- Wheel Truing Stand

MXCHAMP A90 CarbonMatrix Series Complete Wheels										
Model	Year	Position	Axle	Rim Size	Rim Color	Hub Color	Spoke Color	Nipple Color	SKU#	
125 SX	00-12	Rear	20mm	19x2.15-36H	Black A90	Orange CarbonMatrix	Black	Orange	672037	
125 EXC	00-05			19x2.15-36H	Black A90	Black CarbonMatrix	Black	Black	672038	
144 SX	07-08			19x2.15-36H						
150 SX	09-12			19x2.15-36H						
150 XC	10-12			19x2.15-36H						
150 XCW	17-18			19x2.15-36H						
	20			19x2.15-36H						
200 EXC	00-05			19x2.15-36H						
200 SX	00-04			19x2.15-36H						
200 XC	06-09			19x2.15-36H						
200 XCW	06-16			19x2.15-36H						
250 SX	00-12			19x2.15-36H						
250 XCF	07-09			19x2.15-36H						
	12			19x2.15-36H						
250 EXC	00-04			19x2.15-36H						
250 EXCF	17-19			19x2.15-36H						
250 SXF	11-12			19x2.15-36H						
250 XC	06-12			19x2.15-36H						
250 XCW	06-21			19x2.15-36H						
250 XCFW	07-09			19x2.15-36H						
	11-12			19x2.15-36H						
	14-16			19x2.15-36H						
300 EXC	00-04			19x2.15-36H						
300 XCW	06-20			19x2.15-36H						
300 SX	00-02			19x2.15-36H						
300 XC	06-12			19x2.15-36H						
350 EXCF	12-20			19x2.15-36H						
350 SXF	11-12			19x2.15-36H						
350 XCF	12			19x2.15-36H						
350 XCFW	12-16			19x2.15-36H						
	21			19x2.15-36H						
380 EXC	00-02			19x2.15-36H						
380 SX	00-02			19x2.15-36H						
400 EXC	00-03			19x2.15-36H						
	05			19x2.15-36H						
400 XCW	07			19x2.15-36H						
	09-10			19x2.15-36H						
450 EXC	07			19x2.15-36H						
	11			19x2.15-36H						
400 EXCF	20			19x2.15-36H						
450 SX	06			19x2.15-36H						
450 SXF	07-12			19x2.15-36H						
450 XC	07			19x2.15-36H						
450 XCF	08-09			19x2.15-36H						
450 XCW	09-16			19x2.15-36H						
500 EXC	12-16			19x2.15-36H						
500 EXCF	17-18			19x2.15-36H						
	20			19x2.15-36H						
500 XCFW	21			19x2.15-36H						
500 XCW	12-16			19x2.15-36H						



APPLICATIONS

- Wheels
- Rims
- Hubs
- Spokes & Nipples Kit
- Wheel Accessories
- Wheel Truing Stand

MXCHAMP A90 CarbonMatrix Series Complete Wheels

Model	Year	Position	Axle	Rim Size	Rim Color	Hub Color	Spoke Color	Nipple Color	SKU#
125 SX	00-12	Rear	20mm	18x2.15-36H	Black A90	Orange CarbonMatrix	Black	Orange	672039
125 EXC	00-05			18x2.15-36H	Black A90	Black CarbonMatrix	Black	Black	672040
144 SX	07-08			18x2.15-36H					
150 SX	09-12			18x2.15-36H					
150 XC	10-12			18x2.15-36H					
150 XCW	17-18			18x2.15-36H					
	20			18x2.15-36H					
200 EXC	00-05			18x2.15-36H					
200 SX	00-04			18x2.15-36H					
200 XC	06-09			18x2.15-36H					
200 XCW	06-16			18x2.15-36H					
250 SX	00-12			18x2.15-36H					
250 XCF	07-09			18x2.15-36H					
	12			18x2.15-36H					
250 EXC	00-04			18x2.15-36H					
250 EXCF	17-19			18x2.15-36H					
250 SXF	11-12			18x2.15-36H					
250 XC	06-12			18x2.15-36H					
250 XCW	06-21			18x2.15-36H					
250 XCFW	07-09			18x2.15-36H					
	11-12			18x2.15-36H					
	14-16			18x2.15-36H					
300 EXC	00-04			18x2.15-36H					
300 XCW	06-20			18x2.15-36H					
300 SX	00-02			18x2.15-36H					
300 XC	06-12			18x2.15-36H					
350 EXCF	12-20			18x2.15-36H					
350 SXF	11-12			18x2.15-36H					
350 XCF	12			18x2.15-36H					
350 XCFW	12-16			18x2.15-36H					
	21			18x2.15-36H					
380 EXC	00-02			18x2.15-36H					
380 SX	00-02			18x2.15-36H					
400 EXC	00-03			18x2.15-36H					
	05			18x2.15-36H					
400 XCW	07			18x2.15-36H					
	09-10			18x2.15-36H					
450 EXC	07			18x2.15-36H					
	11			18x2.15-36H					
400 EXCF	20			18x2.15-36H					
450 SX	06			18x2.15-36H					
450 SXF	07-12			18x2.15-36H					
450 XC	07			18x2.15-36H					
450 XCF	08-09			18x2.15-36H					
450 XCW	09-16			18x2.15-36H					
500 EXC	12-16			18x2.15-36H					
500 EXCF	17-18			18x2.15-36H					
	20			18x2.15-36H					
500 XCFW	21			18x2.15-36H					
500 XCW	12-16			18x2.15-36H					



APPLICATIONS

- Wheels
- Rims
- Hubs
- Spokes & Nipples Kit
- Wheel Accessories
- Wheel Truing Stand

MXCHAMP A90 CarbonMatrix Series Complete Wheels

Model	Year	Position	Axle	Rim Size	Rim Color	Hub Color	Spoke Color	Nipple Color	SKU#
TC 125	15-21	Front	22mm	21x1.60-36H	Black A90	Lake Blue CarbonMatrix	Black	Lake Blue	672032
	24			21x1.60-36H	Black A90	Black CarbonMatrix	Black	Black	672037
TE 125	16			21x1.60-36H	Black A90				
TE 150	17-19			21x1.60-36H	Black A90				
TE 150i	21-22			21x1.60-36H	Black A90				
FC 250	16-24			21x1.60-36H	Black A90				
FE 250	16-21			21x1.60-36H	Black A90				
TC 250	15-22			21x1.60-36H	Black A90				
	24			21x1.60-36H	Black A90				
TE 150	24			21x1.60-36H	Black A90				
TE 250	16-18			21x1.60-36H	Black A90				
TE 250i	18-22			21x1.60-36H	Black A90				
	24			21x1.60-36H	Black A90				
TE 300	16-18			21x1.60-36H	Black A90				
TE 300i	19-20			21x1.60-36H	Black A90				
	22			21x1.60-36H	Black A90				
	24			21x1.60-36H	Black A90				
TX 300	17-19			21x1.60-36H	Black A90				
TX 300i	20-22			21x1.60-36H	Black A90				
FC 350	15-18			21x1.60-36H	Black A90				
	20-23			21x1.60-36H	Black A90				
FE 350	16-23			21x1.60-36H	Black A90				
FX 350	17-20			21x1.60-36H	Black A90				
	22			21x1.60-36H	Black A90				
	24			21x1.60-36H	Black A90				
FE 350S	16			21x1.60-36H	Black A90				
	20-24			21x1.60-36H	Black A90				
FC 450	15-16			21x1.60-36H	Black A90				
	18-24			21x1.60-36H	Black A90				
FE 450	16-19			21x1.60-36H	Black A90				
	24			21x1.60-36H	Black A90				
FS 450	17-18			21x1.60-36H	Black A90				
	24			21x1.60-36H	Black A90				
FX 450	17-20			21x1.60-36H	Black A90				
FE 501	16-24			21x1.60-36H	Black A90				
FE 501S	16			21x1.60-36H	Black A90				
	20-21			21x1.60-36H	Black A90				



APPLICATIONS

- Wheels
- Rims
- Hubs
- Spokes & Nipples Kit
- Wheel Accessories
- Wheel Truing Stand

MXCHAMP A90 CarbonMatrix Series Complete Wheels										
Model	Year	Position	Axle	Rim Size	Rim Color	Hub Color	Spoke Color	Nipple Color	Color	SKU#
TC 125	24	Rear	22mm	19x2.15-36H	Black A90	Lake Blue CarbonMatrix	Black	Lake Blue		672034
TE 150	24			19x2.15-36H	Black A90	Black CarbonMatrix	Black	Black		672038
TC 250	24			19x2.15-36H						
TE 250i	24			19x2.15-36H						
FC 250	23-24			19x2.15-36H						
TX 300i	24			19x2.15-36H						
FC 350	23			19x2.15-36H						
FE 350S	24			19x2.15-36H						
FX 350	24			19x2.15-36H						
FC 450	23-24			19x2.15-36H						
FE 450	24			19x2.15-36H						
FE 501S	24			19x2.15-36H						
FS 450	24			19x2.15-36H						
TC 125	16-22	Rear	25mm	19x2.15-36H	Black A90	Lake Blue CarbonMatrix	Black	Lake Blue		672034
FC 250	15-22			19x2.15-36H	Black A90	Black CarbonMatrix	Black	Black		672038
TC 250	17-22			19x2.15-36H	Black A90					
TX 300	17-19			19x2.15-36H	Black A90					
TX 300i	20-22			19x2.15-36H	Black A90					
FC 350	16-18			19x2.15-36H	Black A90					
	20-22			19x2.15-36H	Black A90					
FX 350	17-22			19x2.15-36H	Black A90					
FC 450	15-16			19x2.15-36H	Black A90					
	18-22			19x2.15-36H	Black A90					
FS 450	17-20			19x2.15-36H	Black A90					
FX 450	17-20			19x2.15-36H	Black A90					
TC 125	14-15	Rear	20mm	19x2.15-36H	Black A90	Lake Blue CarbonMatrix	Black	Lake Blue		672034
TE 125	15-16			19x2.15-36H	Black A90	Black CarbonMatrix	Black	Black		672038
TE 150	17-19			19x2.15-36H	Black A90					
TE 150i	21			19x2.15-36H	Black A90					
FC 250	14			19x2.15-36H	Black A90					
FE 250	14-15			19x2.15-36H	Black A90					
TC 250	14-16			19x2.15-36H	Black A90					
TE 250	18-21			19x2.15-36H	Black A90					
TE 250i	18-21			19x2.15-36H	Black A90					
TE 300	14-18			19x2.15-36H	Black A90					
TE 300i	19-20			19x2.15-36H	Black A90					
FC 350	14-15			19x2.15-36H	Black A90					
FE 350	14-21			19x2.15-36H	Black A90					
FE 350S	15-16			19x2.15-36H	Black A90					
	20-21			19x2.15-36H	Black A90					
FC 450	14			19x2.15-36H	Black A90					
FE 450	16-19			19x2.15-36H	Black A90					
FE 501	14			19x2.15-36H	Black A90					
	16-21			19x2.15-36H	Black A90					
FE 501S	15-16			19x2.15-36H	Black A90					
	20-21			19x2.15-36H	Black A90					
TC 125	24	Rear	22mm	18x2.15-36H	Black A90	Lake Blue CarbonMatrix	Black	Lake Blue		672034
TE 150	24			18x2.15-36H	Black A90	Black CarbonMatrix	Black	Black		672038
TC 250	24			18x2.15-36H	Black A90					
TE 250i	24			18x2.15-36H	Black A90					
FC 250	23-24			18x2.15-36H	Black A90					
TX 300i	24			18x2.15-36H	Black A90					
FC 350	23			18x2.15-36H	Black A90					
FE 350S	24			18x2.15-36H	Black A90					
FX 350	24			18x2.15-36H	Black A90					
FC 450	23-24			18x2.15-36H	Black A90					
FE 450	24			18x2.15-36H	Black A90					
FE 501S	24			18x2.15-36H	Black A90					
FS 450	24			18x2.15-36H	Black A90					
TC 125	16-22	Rear	25mm	18x2.15-36H	Black A90	Lake Blue CarbonMatrix	Black	Lake Blue		672034
FC 250	15-22			18x2.15-36H	Black A90	Black CarbonMatrix	Black	Black		672038
TC 250	17-22			18x2.15-36H	Black A90					
TX 300	17-19			18x2.15-36H	Black A90					
TX 300i	20-22			18x2.15-36H	Black A90					
FC 350	16-18			18x2.15-36H	Black A90					
	20-22			18x2.15-36H	Black A90					
FX 350	17-22			18x2.15-36H	Black A90					
FC 450	15-16			18x2.15-36H	Black A90					
	18-22			18x2.15-36H	Black A90					
FS 450	17-20			18x2.15-36H	Black A90					
FX 450	17-20			18x2.15-36H	Black A90					
TC 125	14-15	Rear	20mm	18x2.15-36H	Black A90	Lake Blue CarbonMatrix	Black	Lake Blue		672034
TE 125	15-16			18x2.15-36H	Black A90	Black CarbonMatrix	Black	Black		672038
TE 150	17-19			18x2.15-36H	Black A90					
TE 150i	21			18x2.15-36H	Black A90					
FC 250	14			18x2.15-36H	Black A90					
FE 250	14-15			18x2.15-36H	Black A90					
TC 250	14-16			18x2.15-36H	Black A90					
TE 250	18-21			18x2.15-36H	Black A90					
TE 250i	18-21			18x2.15-36H	Black A90					
TE 300	14-18			18x2.15-36H	Black A90					
TE 300i	19-20			18x2.15-36H	Black A90					
FC 350	14-15			18x2.15-36H	Black A90					
FE 350	14-21			18x2.15-36H	Black A90					
FE 350S	15-16			18x2.15-36H	Black A90					
	20-21			18x2.15-36H	Black A90					
FC 450	14			18x2.15-36H	Black A90					
FE 450	16-19			18x2.15-36H	Black A90					
FE 501	14			18x2.15-36H	Black A90					
	16-21			18x2.15-36H	Black A90					
FE 501S	15-16			18x2.15-36H	Black A90					
	20-21			18x2.15-36H	Black A90					



APPLICATIONS

- Wheels
- Rims
- Hubs
- Spokes & Nipples Kit
- Wheel Accessories
- Wheel Truing Stand

MXCHAMP A90 CarbonMatrix Series Complete Wheels

Model	Year	Position	Axle	Rim Size	Rim Color	Hub Color	Spoke Color	Nipple Color	SKU#
WR 250F	20-24	Front	22mm	21x1.6-36H	Blue A90	Blue CarbonMatrix	Silver	Black	674035
YZ 250F	14-24			21x1.6-36H	Black A90	Blue CarbonMatrix	Black	Blue	674036
YZ 250FX	16-23			21x1.6-36H	Black A90	Black CarbonMatrix	Black	Black	674037
YZ 450F	14-23			21x1.6-36H					
YZ 450FX	16-23			21x1.6-36H					
WR 450F	19-23			21x1.6-36H					
YZ 125	02-23	Front	20mm	21x1.6-36H	Blue A90	Blue CarbonMatrix	Silver	Black	674035
YZ 125X	20-23			21x1.6-36H	Black A90	Blue CarbonMatrix	Black	Blue	674036
WR 250F	05-18			21x1.6-36H	Black A90	Black CarbonMatrix	Black	Black	674037
YZ 250	02-23			21x1.6-36H					
YZ 250F	02-13			21x1.6-36H					
YZ 250X	16-22			21x1.6-36H					
WR 426F	02			21x1.6-36H					
YZ 426F	02			21x1.6-36H					
WR 450F	05-18			21x1.6-36H					
YZ 450F	03-13			21x1.6-36H					
YZ 250F	19-24	Rear	25mm	19x2.15-36H	Blue A90	Blue CarbonMatrix	Silver	Black	674021
YZ 450F	19-23			19x2.15-36H	Black A90	Blue CarbonMatrix	Black	Blue	674022
YZ 125	05-23			19x2.15-36H	Black A90	Black CarbonMatrix	Black	Black	674023
YZ 125X	20-23	Rear	22mm	19x2.15-36H	Blue A90	Blue CarbonMatrix	Silver	Black	674021
WR 226F	01-02			19x2.15-36H	Black A90	Blue CarbonMatrix	Black	Blue	674022
WR 250FX	19			19x2.15-36H	Black A90	Black CarbonMatrix	Black	Black	674023
YZ 250F	05-18			19x2.15-36H					
YZ 250	05-23			19x2.15-36H					
YZ 250FX	15-23			19x2.15-36H					
YZ 250X	16-23			19x2.15-36H					
WR 250F	05-24			19x2.15-36H					
WR 400F	99-00			19x2.15-36H					
YZ 450F	05-18			19x2.15-36H					
WR 450F	05-23			19x2.15-36H					
YZ 450FX	16-23			19x2.15-36H					
YZ 125	05-23	Rear	22mm	18x2.15-36H	Blue A90	Blue CarbonMatrix	Silver	Black	674021
YZ 125X	20-23			18x2.15-36H	Black A90	Blue CarbonMatrix	Black	Blue	674022
WR 226F	01-02			18x2.15-36H	Black A90	Black CarbonMatrix	Black	Black	674023
WR 250FX	19			18x2.15-36H					
YZ 250F	05-18			18x2.15-36H					
YZ 250	05-23			18x2.15-36H					
YZ 250FX	15-23			18x2.15-36H					
YZ 250X	16-23			18x2.15-36H					
WR 250F	05-23			18x2.15-36H					
WR 400F	99-00			18x2.15-36H					
YZ 450F	05-18			18x2.15-36H					
WR 450F	05-23			18x2.15-36H					
YZ 450FX	16-23			18x2.15-36H					

Wheels

Rims

Hubs

Spokes &
Nipples Kit

Wheel
Accessories

Wheel
Truing Stand



MXCHAMP A90 CarbonMatrix Series Complete Wheels

Model	Year	Position	Axel	Rim Size	Rim Color	Hub Color	Spoke Color	Nipple Color	SKU#
MC 125	21-23	Front	22mm	21x1.60-36H	Black A90	Red CarbonMatrix	Black	Red	677020
MC 250	20-23			21x1.60-36H	Black A90	Black CarbonMatrix	Black	Silver	677024
MC 250F	21-23			21x1.60-36H					
MC 350F	21-23			21x1.60-36H					
MC 450F	21-23			21x1.60-36H					
EC 250	21-23			21x1.60-36H					
EC 300	21-23			21x1.60-36H					
EC 450F	21-23			21x1.60-36H					
EX 250	21-23			21x1.60-36H					
EX 250F	21-23			21x1.60-36H					
EX 300	21-23			21x1.60-36H					
EX 350F	21-23			21x1.60-36H					
EX 450F	21-23			21x1.60-36H					
MC 125	21-23			Rear	25mm	19X2.15-36H	Black A90	Red CarbonMatrix	Black
MC 250	20-23	19X2.15-36H	Black A90			Black CarbonMatrix	Black	Silver	677022
MC 250F	21-23	19X2.15-36H							
MC 350F	21-23	19X2.15-36H							
MC 450F	21-23	19X2.15-36H							
EC 250	21-23	19X2.15-36H							
EC 300	21-23	19X2.15-36H							
EC 450F	21-23	19X2.15-36H							
EX 250	21-23	19X2.15-36H							
EX 250F	21-23	19X2.15-36H							
EX 300	21-23	19X2.15-36H							
EX 350F	21-23	19X2.15-36H							
EX 450F	21-23	19X2.15-36H							
MC 125	21-23	Rear	25mm			18X2.15-36H	Black A90	Red CarbonMatrix	Black
MC 250	20-23			18X2.15-36H	Black A90	Black CarbonMatrix	Black	Silver	677026
MC 250F	21-23			18X2.15-36H					
MC 350F	21-23			18X2.15-36H					
MC 450F	21-23			18X2.15-36H					
EC 250	21-23			18X2.15-36H					
EC 300	21-23			18X2.15-36H					
EC 450F	21-23			18X2.15-36H					
EX 250	21-23			18X2.15-36H					
EX 250F	21-23			18X2.15-36H					
EX 300	21-23			18X2.15-36H					
EX 350F	21-23			18X2.15-36H					
EX 450F	21-23			18X2.15-36H					



APPLICATIONS

MXCHAMP A90 Customized and Works Edition Series Complete Wheels

Model	Year	Position	Axel	Rim Size	Rim Color	Hub Color	Spoke Color	Nipple Color	SKU#
CR 125R	02-07	Front	20mm	21x1.60-36H	Red A90	Red	Black	Black	671049
CR 250R	02-07			21x1.60-36H	Gold A90	Red	Silver	Silver	671052
CRF 250R	04-23			21x1.60-36H	Black A90	Black	Black	Black	671055
CRF 250RX	19-23			21x1.60-36H					
CRF 450R WE	20-22			21x1.60-36H					
CRF 450X	19-23			21x1.60-36H					
CRF 450R	02-23			21x1.60-36H					
CRF 450RX	17-23			21x1.60-36H					
CRF 450L	19-23			21x1.60-36H					
CRF 250R	14-23	Rear	25mm	19x2.15-36H	Red A90	Red	Black	Black	671050
CRF 450R	13-23			19x2.15-36H	Gold A90	Red	Silver	Silver	671053
CRF 450X	19-23			19x2.15-36H	Black A90	Black	Black	Black	671056
CRF 450RX	17-23			19x2.15-36H					
CRF 450L	19-23			19x2.15-36H					
CR 125R	02-07	Rear	25mm	18x2.15-36H	Red A90	Red	Black	Black	671051
CRF 250R	14-23			18x2.15-36H	Gold A90	Red	Silver	Silver	671054
CRF 450R	13-23			18x2.15-36H	Black A90	Black	Black	Black	671057
CRF 450X	19-23			18x2.15-36H					
CRF 450RX	17-23			18x2.15-36H					
CRF 450L	19-23			18x2.15-36H					

- Wheels
- Rims
- Hubs
- Spokes & Nipples Kit
- Wheel Accessories
- Wheel Truing Stand

- Wheels
- Rims
- Hubs
- Spokes & Nipples Kit
- Wheel Accessories
- Wheel Truing Stand



APPLICATIONS

MXCHAMP A90 Customized and Works Edition Series Complete Wheels									
Model	Year	Position	Axle	Rim Size	Rim Color	Hub Color	Spoke Color	Nipple Color	SKU#
KX 250	22-24	Front	22mm	21x1.60-36H	Black A90	Black	Black	Black	673031
KX 250F	21-23			21x1.60-36H	Purple A90	Black	Silver	Silver	673033
KX 250X	21-24			21x1.60-36H					
KX 250XC	21			21x1.60-36H					
KX 450	20			21x1.60-36H					
	22			21x1.60-36H					
KX 450F	19-23			21x1.60-36H					
KX 450X	21-23			21x1.60-36H					
KX 125	93-05	Front	20mm	21x1.60-36H	Black A90	Black	Black	Black	673031
KX 250	93-07			21x1.60-36H	Purple A90	Black	Silver	Silver	673033
	20			21x1.60-36H					
KX 250F	06-20			21x1.60-36H					
KLX 450R	08-09			21x1.60-36H					
	18-19			21x1.60-36H					
KX 450F	06-18			21x1.60-36H					
KX 500	94-04			21x1.60-36H					
KX 125	93-08	Rear	25mm	19x2.15-36H	Black A90	Black	Black	Black	673032
KX 250	93-08			19x2.15-36H	Purple A90	Black	Silver	Silver	673034
	22-24			19x2.15-36H					
KX 250X	21-24			19x2.15-36H					
KX 250XC	21			19x2.15-36H					
KX 250F	04-23			19x2.15-36H					
KLX 450R	08-09			19x2.15-36H					
	18-19			19x2.15-36H					
KX 450	20			19x2.15-36H					
KX 450F	06-23			19x2.15-36H					
KX 450X	21			19x2.15-36H					
KX 500	94-04			19x2.15-36H					



APPLICATIONS

- Wheels
- Rims
- Hubs
- Spokes & Nipples Kit
- Wheel Replacement
- Wheel Truing Stand

MXCHAMP A90 Customized and Works Edition Series Complete Wheels									
Model	Year	Position	Axle	Rim Size	Rim Color	Hub Color	Spoke Color	Nipple Color	SKU#
WR 250F	20-24	Front	22mm	21x1.6-36H	Black A90	Black	Black	Black	674041
YZ 250F	14-24			21x1.6-36H	Purple A90	Black	Silver	Silver	674043
YZ 250FX	16-23			21x1.6-36H					
YZ 450F	14-23			21x1.6-36H					
YZ 450FX	16-23			21x1.6-36H					
WR 450F	19-23			21x1.6-36H					
YZ 125	02-23	Front	20mm	21x1.6-36H	Black A90	Black	Black	Black	674041
YZ 125X	20-23			21x1.6-36H	Purple A90	Black	Silver	Silver	674043
WR 250F	05-18			21x1.6-36H					
YZ 250	02-23			21x1.6-36H					
YZ 250F	02-13			21x1.6-36H					
YZ 250X	16-22			21x1.6-36H					
WR 426F	'02			21x1.6-36H					
YZ 426F	'02			21x1.6-36H					
WR 450F	05-18			21x1.6-36H					
YZ 450F	03-13			21x1.6-36H					
YZ 250F	19-24	Rear	25mm	19x2.15-36H	Black A90	Black	Black	Black	674042
YZ 450F	19-23			19x2.15-36H	Purple A90	Black	Silver	Silver	674045
YZ 125	05-23	Rear	22mm	19x2.15-36H	Black A90	Black	Black	Black	674042
YZ 125X	20-23			19x2.15-36H	Purple A90	Black	Silver	Silver	674045
WR 226F	01-02			19x2.15-36H					
WR 250FX	'19			19x2.15-36H					
YZ 250F	05-18			19x2.15-36H					
YZ 250	05-23			19x2.15-36H					
YZ 250FX	15-23			19x2.15-36H					
YZ 250X	16-23			19x2.15-36H					
WR 250F	05-24			19x2.15-36H					
WR 400F	99-00			19x2.15-36H					
YZ 450F	05-18			19x2.15-36H					
WR 450F	05-23			19x2.15-36H					
YZ 450FX	16-23			19x2.15-36H					
YZ 125	05-23	Rear	22mm	18x2.15-36H	Black A90	Black	Black	Black	674043
YZ 125X	20-23			18x2.15-36H	Purple A90	Black	Silver	Silver	674046
WR 226F	01-02			18x2.15-36H					
WR 250FX	'19			18x2.15-36H					
YZ 250F	05-18			18x2.15-36H					
YZ 250	05-23			18x2.15-36H					
YZ 250FX	15-23			18x2.15-36H					
YZ 250X	16-23			18x2.15-36H					
WR 250F	05-23			18x2.15-36H					
WR 400F	99-00			18x2.15-36H					
YZ 450F	05-18			18x2.15-36H					
WR 450F	05-23			18x2.15-36H					
YZ 450FX	16-23			18x2.15-36H					

- Wheels
- Rims
- Hubs
- Spokes & Nipples Kit
- Wheel Accessories
- Wheel Truing Stand



APPLICATIONS

MXCHAMP A90 Customized and Works Edition Series Complete Wheels

Model	Year	Position	Axle	Rim Size	Rim Color	Hub Color	Spoke Color	Nipple Color	SKU#
125 SX	15-24	Front	22mm	21x1.60-36H	Black A90	Black	Black	Black	672047
125 XC	21-24			21x1.60-36H					
150 SX	15-22			21x1.60-36H					
150 XCW	17-19			21x1.60-36H					
	23-24			21x1.60-36H					
200 XCW	16			21x1.60-36H					
250 EXCF	17-19			21x1.60-36H					
250 SXF	15-23			21x1.60-36H					
250 XC	18-19			21x1.60-36H					
250 XCF	15-24			21x1.60-36H					
250 XCFW	16			21x1.60-36H					
250 XCW	16-18			21x1.60-36H					
	23-24			21x1.60-36H					
300 SX	24			21x1.60-36H					
300 XC	17-19			21x1.60-36H					
	23-24			21x1.60-36H					
300 XC TPI	20-22			21x1.60-36H					
300 EXCF	16-20			21x1.60-36H					
300 XCW	16-18			21x1.60-36H					
	22-24			21x1.60-36H					
350 EXCF	16-24			21x1.60-36H					
350 XCF	15-24			21x1.60-36H					
350 XCFW	16			21x1.60-36H					
	21			21x1.60-36H					
350 SXF	15-22			21x1.60-36H					
450 SXF	15-24			21x1.60-36H					
450 EXCF	20			21x1.60-36H					
450 XCW	16			21x1.60-36H					
500 EXC	16			21x1.60-36H					
500 EXCF	17-18			21x1.60-36H					
500 EXCF	20			21x1.60-36H					
500 XCFW	21			21x1.60-36H					
500 XCW	16			21x1.60-36H					



APPLICATIONS

- Wheels
- Rims
- Hubs
- Spokes & Nipples Kit
- Wheel Accessories
- Wheel Truing Stand

MXCHAMP A90 Customized and Works Edition Series Complete Wheels										
Model	Year	Position	Axle	Rim Size	Rim Color	Hub Color	Spoke Color	Nipple Color	SKU#	
125 SX	00-12	Rear	20mm	19x2.15-36H	Black A90	Black	Black	Black	672048	
125 EXC	00-05			19x2.15-36H						
144 SX	07-08			19x2.15-36H						
150 SX	09-12			19x2.15-36H						
150 XC	10-12			19x2.15-36H						
150 XCW	17-18			19x2.15-36H						
	20			19x2.15-36H						
200 EXC	00-05			19x2.15-36H						
200 SX	00-04			19x2.15-36H						
200 XC	06-09			19x2.15-36H						
200 XCW	06-16			19x2.15-36H						
250 SX	00-12			19x2.15-36H						
250 XCF	07-09			19x2.15-36H						
	12			19x2.15-36H						
250 EXC	00-04			19x2.15-36H						
250 EXCF	17-19			19x2.15-36H						
250 SXF	11-12			19x2.15-36H						
250 XC	06-12			19x2.15-36H						
250 XCW	06-21			19x2.15-36H						
250 XCFW	07-09			19x2.15-36H						
	11-12			19x2.15-36H						
	14-16			19x2.15-36H						
300 EXC	00-04			19x2.15-36H						
300 XCW	06-20			19x2.15-36H						
300 SX	00-02			19x2.15-36H						
300 XC	06-12			19x2.15-36H						
350 EXCF	12-20			19x2.15-36H						
350 SXF	11-12			19x2.15-36H						
350 XCF	12			19x2.15-36H						
350 XCFW	12-16			19x2.15-36H						
	21			19x2.15-36H						
380 EXC	00-02			19x2.15-36H						
380 SX	00-02			19x2.15-36H						
400 EXC	00-03			19x2.15-36H						
	05			19x2.15-36H						
400 XCW	07			19x2.15-36H						
	09-10			19x2.15-36H						
450 EXC	07			19x2.15-36H						
	11			19x2.15-36H						
400 EXCF	20			19x2.15-36H						
450 SX	06			19x2.15-36H						
450 SXF	07-12			19x2.15-36H						
450 XC	07			19x2.15-36H						
450 XCF	08-09			19x2.15-36H						
450 XCW	09-16			19x2.15-36H						
500 EXC	12-16			19x2.15-36H						
500 EXCF	17-18			19x2.15-36H						
	20			19x2.15-36H						
500 XCFW	21			19x2.15-36H						
500 XCW	12-16			19x2.15-36H						



APPLICATIONS

MXCHAMP A90 Customized and Works Edition Series Complete Wheels

Model	Year	Position	Axle	Rim Size	Rim Color	Hub Color	Spoke Color	Nipple Color	SKU#
125 SX	00-12	Rear	20mm	18x2.15-36H	Black A90	Black	Black	Black	672049
125 EXC	00-05			18x2.15-36H					
144 SX	07-08			18x2.15-36H					
150 SX	09-12			18x2.15-36H					
150 XC	10-12			18x2.15-36H					
150 XCW	17-18			18x2.15-36H					
	20			18x2.15-36H					
200 EXC	00-05			18x2.15-36H					
200 SX	00-04			18x2.15-36H					
200 XC	06-09			18x2.15-36H					
200 XCW	06-16			18x2.15-36H					
250 SX	00-12			18x2.15-36H					
250 XCF	07-09			18x2.15-36H					
	12			18x2.15-36H					
250 EXC	00-04			18x2.15-36H					
250 EXCF	17-19			18x2.15-36H					
250 SXF	11-12			18x2.15-36H					
250 XC	06-12			18x2.15-36H					
250 XCW	06-21			18x2.15-36H					
250 XCFW	07-09			18x2.15-36H					
	11-12			18x2.15-36H					
	14-16			18x2.15-36H					
300 EXC	00-04			18x2.15-36H					
300 XCW	06-20			18x2.15-36H					
300 SX	00-02			18x2.15-36H					
300 XC	06-12			18x2.15-36H					
350 EXCF	12-20			18x2.15-36H					
350 SXF	11-12			18x2.15-36H					
350 XCF	12			18x2.15-36H					
350 XCFW	12-16			18x2.15-36H					
	21			18x2.15-36H					
380 EXC	00-02			18x2.15-36H					
380 SX	00-02			18x2.15-36H					
400 EXC	00-03			18x2.15-36H					
	05			18x2.15-36H					
400 XCW	07			18x2.15-36H					
	09-10			18x2.15-36H					
450 EXC	07			18x2.15-36H					
	11			18x2.15-36H					
400 EXCF	20			18x2.15-36H					
450 SX	06			18x2.15-36H					
450 SXF	07-12			18x2.15-36H					
450 XC	07			18x2.15-36H					
450 XCF	08-09			18x2.15-36H					
450 XCW	09-16			18x2.15-36H					
500 EXC	12-16			18x2.15-36H					
500 EXCF	17-18			18x2.15-36H					
	20			18x2.15-36H					
500 XCFW	21			18x2.15-36H					
500 XCW	12-16			18x2.15-36H					



APPLICATIONS

- Wheels
- Rims
- Hubs
- Spokes & Nipples Kit
- Wheel Accessories
- Wheel Truing Stand

MXCHAMP A90 Customized and Works Edition Series Complete Wheels

Model	Year	Position	Axle	Rim Size	Rim Color	Hub Color	Spoke Color	Nipple Color	SKU#
TC 125	15-21	Front	22mm	21x1.60-36H	Black A90	Black	Black	Black	676044
	24			21x1.60-36H					
TE 125	16			21x1.60-36H					
TE 150	17-19			21x1.60-36H					
TE 150i	21-22			21x1.60-36H					
FC 250	16-24			21x1.60-36H					
FE 250	16-21			21x1.60-36H					
TC 250	15-22			21x1.60-36H					
	24			21x1.60-36H					
TE 150	24			21x1.60-36H					
TE 250	16-18			21x1.60-36H					
TE 250i	18-22			21x1.60-36H					
	24			21x1.60-36H					
TE 300	16-18			21x1.60-36H					
TE 300i	19-20			21x1.60-36H					
	22			21x1.60-36H					
	24			21x1.60-36H					
TX 300	17-19			21x1.60-36H					
TX 300i	20-22			21x1.60-36H					
FC 350	15-18			21x1.60-36H					
	20-23			21x1.60-36H					
FE 350	16-23			21x1.60-36H					
FX 350	17-20			21x1.60-36H					
	22			21x1.60-36H					
	24			21x1.60-36H					
FE 350S	16			21x1.60-36H					
	20-24			21x1.60-36H					
FC 450	15-16			21x1.60-36H					
	18-24			21x1.60-36H					
FE 450	16-19			21x1.60-36H					
	24			21x1.60-36H					
FS 450	17-18			21x1.60-36H					
	24			21x1.60-36H					
FX 450	17-20			21x1.60-36H					
FE 501	16-24			21x1.60-36H					
FE 501S	16			21x1.60-36H					
	20-21			21x1.60-36H					



APPLICATIONS

- Wheels
- Rims
- Hubs
- Spokes & Nipples Kit
- Wheel Accessories
- Wheel Truing Stand

MXCHAMP A90 Customized and Works Edition Series Complete Wheels										
Model	Year	Position	Axle	Rim Size	Rim Color	Hub Color	Spoke Color	Nipple Color	SKU#	
TC 125	24	Rear	22mm	19x2.15-36H	Black A90	Black	Black	Black	676045	
TE 150	24			19x2.15-36H						
TC 250	24			19x2.15-36H						
TE 250i	24			19x2.15-36H						
FC 250	23-24			19x2.15-36H						
TX 300i	24			19x2.15-36H						
FC 350	23			19x2.15-36H						
FE 350S	24			19x2.15-36H						
FX 350	24			19x2.15-36H						
FC 450	23-24			19x2.15-36H						
FE 450	24			19x2.15-36H						
FE 501S	24			19x2.15-36H						
FS 450	24			19x2.15-36H						
TC 125	16-22	Rear	25mm	19x2.15-36H	Black A90	Black	Black	Black	676045	
FC 250	15-22			19x2.15-36H						
TC 250	17-22			19x2.15-36H						
TX 300	17-19			19x2.15-36H						
TX 300i	20-22			19x2.15-36H						
FC 350	16-18			19x2.15-36H						
	20-22			19x2.15-36H						
FX 350	17-22			19x2.15-36H						
FC 450	15-16			19x2.15-36H						
	18-22			19x2.15-36H						
FS 450	17-20			19x2.15-36H						
FX 450	17-20			19x2.15-36H						
TC 125	14-15	Rear	20mm	19x2.15-36H	Black A90	Black	Black	Black	676045	
TE 125	15-16			19x2.15-36H						
TE 150	17-19			19x2.15-36H						
TE 150i	21			19x2.15-36H						
FC 250	14			19x2.15-36H						
FE 250	14-15			19x2.15-36H						
TC 250	14-16			19x2.15-36H						
TE 250	18-21			19x2.15-36H						
TE 250i	18-21			19x2.15-36H						
TE 300	14-18			19x2.15-36H						
TE 300i	19-20			19x2.15-36H						
FC 350	14-15			19x2.15-36H						
FE 350	14-21			19x2.15-36H						
FE 350S	15-16			19x2.15-36H						
	20-21			19x2.15-36H						
FC 450	14			19x2.15-36H						
FE 450	16-19			19x2.15-36H						
FE 501	14			19x2.15-36H						
	16-21			19x2.15-36H						
FE 501S	15-16			19x2.15-36H						
	20-21			19x2.15-36H						



APPLICATIONS

MXCHAMP A90 Customized and Works Edition Series Complete Wheels									
Model	Year	Position	Axle	Rim Size	Rim Color	Hub Color	Spoke Color	Nipple Color	SKU#
TC 125	24	Rear	22mm	18x2.15-36H	Black A90	Black	Black	Black	676046
TE 150	24			18x2.15-36H					
TC 250	24			18x2.15-36H					
TE 250i	24			18x2.15-36H					
FC 250	23-24			18x2.15-36H					
TX 300i	24			18x2.15-36H					
FC 350	23			18x2.15-36H					
FE 350S	24			18x2.15-36H					
FX 350	24			18x2.15-36H					
FC 450	23-24			18x2.15-36H					
FE 450	24			18x2.15-36H					
FE 501S	24			18x2.15-36H					
FS 450	24			18x2.15-36H					
TC 125	16-22	Rear	25mm	18x2.15-36H	Black A90	Black	Black	Black	676046
FC 250	15-22			18x2.15-36H					
TC 250	17-22			18x2.15-36H					
TX 300	17-19			18x2.15-36H					
TX 300i	20-22			18x2.15-36H					
FC 350	16-18			18x2.15-36H					
	20-22			18x2.15-36H					
FX 350	17-22			18x2.15-36H					
FC 450	15-16			18x2.15-36H					
	18-22			18x2.15-36H					
FS 450	17-20			18x2.15-36H					
FX 450	17-20			18x2.15-36H					
TC 125	14-15	Rear	20mm	18x2.15-36H	Black A90	Black	Black	Black	676046
TE 125	15-16			18x2.15-36H					
TE 150	17-19			18x2.15-36H					
TE 150i	21			18x2.15-36H					
FC 250	14			18x2.15-36H					
FE 250	14-15			18x2.15-36H					
TC 250	14-16			18x2.15-36H					
TE 250	18-21			18x2.15-36H					
TE 250i	18-21			18x2.15-36H					
TE 300	14-18			18x2.15-36H					
TE 300i	19-20			18x2.15-36H					
FC 350	14-15			18x2.15-36H					
FE 350	14-21			18x2.15-36H					
FE 350S	15-16			18x2.15-36H					
	20-21			18x2.15-36H					
FC 450	14			18x2.15-36H					
FE 450	16-19			18x2.15-36H					
FE 501	14			18x2.15-36H					
	16-21			18x2.15-36H					
FE 501S	15-16			18x2.15-36H					
	20-21			18x2.15-36H					

- Wheels
- Rims
- Hubs
- Spokes & Nipples Kit
- Wheel Accessories
- Wheel Truing Stand

- Wheels
- Rims
- Hubs
- Spokes & Nipples Kit
- Wheel Accessories
- Wheel Truing Stand



APPLICATIONS

MXCHAMP A90 Customized and Works Edition Series Complete Wheels									
Model	Year	Position	Axel	Rim Size	Rim Color	Hub Color	Spoke Color	Nipple Color	SKU#
MC 125	21-23	Front	22mm	21x1.60-36H	Black A90	Black	Black	Black	677031
MC 250	20-23			21x1.60-36H	Red A90	Red	Black	Black	677034
MC 250F	21-23			21x1.60-36H					
MC 350F	21-23			21x1.60-36H					
MC 450F	21-23			21x1.60-36H					
EC 250	21-23			21x1.60-36H					
EC 300	21-23			21x1.60-36H					
EC 450F	21-23			21x1.60-36H					
EX 250	21-23			21x1.60-36H					
EX 250F	21-23			21x1.60-36H					
EX 300	21-23			21x1.60-36H					
EX 350F	21-23			21x1.60-36H					
EX 450F	21-23			21x1.60-36H					
MC 125	21-23	Rear	25mm	19X2.15-36H	Black A90	Black	Black	Black	677032
MC 250	20-23			19X2.15-36H	Red A90	Red	Black	Black	677035
MC 250F	21-23			19X2.15-36H					
MC 350F	21-23			19X2.15-36H					
MC 450F	21-23			19X2.15-36H					
EC 250	21-23			19X2.15-36H					
EC 300	21-23			19X2.15-36H					
EC 450F	21-23			19X2.15-36H					
EX 250	21-23			19X2.15-36H					
EX 250F	21-23			19X2.15-36H					
EX 300	21-23			19X2.15-36H					
EX 350F	21-23			19X2.15-36H					
EX 450F	21-23			19X2.15-36H					
MC 125	21-23	Rear	25mm	18X2.15-36H	Black A90	Black	Black	Black	677033
MC 250	20-23			18X2.15-36H	Red A90	Red	Black	Black	677036
MC 250F	21-23			18X2.15-36H					
MC 350F	21-23			18X2.15-36H					
MC 450F	21-23			18X2.15-36H					
EC 250	21-23			18X2.15-36H					
EC 300	21-23			18X2.15-36H					
EC 450F	21-23			18X2.15-36H					
EX 250	21-23			18X2.15-36H					
EX 250F	21-23			18X2.15-36H					
EX 300	21-23			18X2.15-36H					
EX 350F	21-23			18X2.15-36H					
EX 450F	21-23			18X2.15-36H					



APPLICATIONS

MXCHAMP A90 Customized and Works Edition Series Complete Wheels

Model	Year	Position	Axel	Rim Size	Rim Color	Hub Color	Spoke Color	Nipple Color	SKU#
RM-Z 250	07-23	Front	22mm	21x1.60-36H	Black A90	Gold	Black	Black	675025
RM-Z 450	05-23			21x1.60-36H	Gold A90	Gold	Black	Black	675027
RM-Z 250	07-23	Rear	25mm	19X2.15-36H	Black A90	Gold	Black	Black	675026
RM-Z 450	05-23			19X2.15-36H	Gold A90	Gold	Black	Black	675028

Wheels

Rims

Hubs

Spokes & Nipples Kit

Wheel Accessories

Wheel Truing Stand









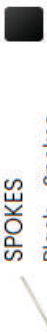
Alloy Rear Sprockets

Brakes

To order your dream wheels, Please visit our website: www.mxchampusawheels.com/build.html and submit your order. We can build customer's wheels as your options.

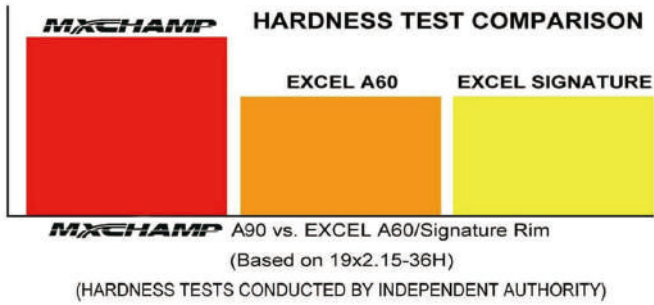
- Wheels
- Rims
- Hubs
- Spokes & Nipples Kit
- Wheel Accessories
- Wheel Truing Stand



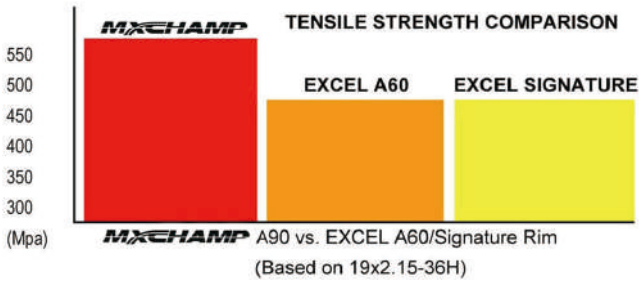
 MOTORCYCLE KTM		 RIMS Black-MXCHAMP A90 Rim	 HUBS Orange-Forged Hub	 NIPPLES Orange - Nipples	 SPOKES Black - Spokes
					



- Wheels
- Rims
- Hubs
- Spokes & Nipples Kit
- Wheel Accessories
- Wheel Truing Stand



- Using true aircraft quality 7050 aluminum extruded to make regular MXCHAMP rim and A90 rim
- Three-stage heat treatment(T7351)for the highest available strength
- MXCHAMP A90 rims are structurally 15% stronger than regulary other OEM and other competitor's rims, yet A90 rims remain the same weight
- V-curve profile helps reduce mud buildup, keeping your bike lighter than your competition's
- Rim anodized with long-lasting black,gold,blue, orange purple and red looks finishes
- Developed for the racer looking for increased wheel strength and durability
- Available from 18"-21" and can be fitted to OEM spec stock hub and spokes



DOT APPROVED

Wheels
Rims
Hubs
Spokes & Nipples Kit
Wheel Replacement Parts
Wheel Truing Stand



MXCHAMP A90 Series Replacement Rims							
Model	Year	Position	Rim Size	Spokes	Color	SKU#	
CR 125R	02-13	Front	21x1.60	36	Black	691020	
CR 250R	02-13		21x1.60	36	Gold	691023	
CRF 250R	02-23		21x1.60	36	Red	691022	
CRF 250RX	19-23		21x1.60	36			
CRF 250X	02-17		21x1.60	36			
CRF 450R WE	20-22		21x1.60	36			
CRF 450X	02-23		21x1.60	36			
CRF 450R	02-23		21x1.60	36			
CRF 450RX	17-23		21x1.60	36			
CRF 450L	19-23		21x1.60	36			
CR 125R	02-13	Rear	19x2.15	36	Black	691024	
CR 250R	02-13		19x2.15	36	Gold	691026	
CRF 250R	02-23		19x2.15	36	Red	691027	
CRF 250RX	19-23		19x2.15	36			
CRF 250X	02-17		19x2.15	36			
CRF 450R WE	20-22		19x2.15	36			
CRF 450X	02-23		19x2.15	36			
CRF 450R	02-23		19x2.15	36			
CRF 450RX	17-23		19x2.15	36			
CRF 450L	19-23		19x2.15	36			
CR 125R	02-13	Rear	19x2.15	32	Black	691028	
CR 250R	02-13		19x2.15	32	Gold	691030	
CRF 250R	02-23		19x2.15	32	Red	691031	
CRF 250RX	19-23		19x2.15	32			
CRF 250X	02-17		19x2.15	32			
CRF 450R WE	20-22		19x2.15	32			
CRF 450X	02-23		19x2.15	32			
CRF 450R	02-23		19x2.15	32			
CRF 450RX	17-23		19x2.15	32			
CRF 450L	19-23		19x2.15	32			
CR 125R	02-13	Rear	18x2.15	36	Black	691032	
CR 250R	02-13		18x2.15	36	Gold	691034	
CRF 250R	02-23		18x2.15	36	Red	691035	
CRF 250RX	19-23		18x2.15	36			
CRF 250X	02-17		18x2.15	36			
CRF 450R WE	20-22		18x2.15	36			
CRF 450X	02-23		18x2.15	36			
CRF 450R	02-23		18x2.15	36			
CRF 450RX	17-23		18x2.15	36			
CRF 450L	19-23		18x2.15	36			
CR 125R	02-13	Rear	18x2.15	32	Black	691016	
CR 250R	02-13		18x2.15	32	Gold	691018	
CRF 250R	02-23		18x2.15	32	Red	691019	
CRF 250RX	19-23		18x2.15	32			
CRF 250X	02-17		18x2.15	32			
CRF 450R WE	20-22		18x2.15	32			
CRF 450X	02-23		18x2.15	32			
CRF 450R	02-23		18x2.15	32			
CRF 450RX	17-23		18x2.15	32			
CRF 450L	19-23		18x2.15	32			



MXCHAMP A90 Series Replacement Rims							
Model	Year	Position	Rim Size	Spokes	Color	SKU#	
KX 125	93-09	Front	21x1.60	36	Black	693020	
KX 250	22-24		21x1.60	36	Gold	693022	
	93-08		21x1.60	36	Purple	693021	
KX 250F	04-23		21x1.60	36			
KX 250X	21-24		21x1.60	36			
KX 250XC	21		21x1.60	36			
KX 450	20		21x1.60	36			
	22		21x1.60	36			
KX 450F	06-23		21x1.60	36			
KLX 450R	08-09		21x1.60	36			
	18-19		21x1.60	36			
KX 450X	21-23		21x1.60	36			
KX 500	94-04		21x1.60	36			
KX 125	93-08	Rear	19x2.15	36	Black	693023	
KX 250	93-08		19x2.15	36	Gold	693025	
	22		19x2.15	36	Purple	693024	
KX 250X	21-23		19x2.15	36			
KX 250XC	21		19x2.15	36			
KX 250F	04-23		19x2.15	36			
KLX 450R	08-09		19x2.15	36			
	18-19		19x2.15	36			
KX 450	20		19x2.15	36			
KX 450F	06-23		19x2.15	36			
KX 450X	21		19x2.15	36			
KX 500	94-04		19x2.15	36			
KX 125	93-08	Rear	18x2.15	36	Black	693026	
KX 250	93-08		18x2.15	36	Gold	693028	
	22		18x2.15	36	Purple	693027	
KX 250X	21-23		18x2.15	36			
KX 250XC	21		18x2.15	36			
KX 250F	04-23		18x2.15	36			
KLX 450R	08-09		18x2.15	36			
	18-19		18x2.15	36			
KX 450	20		18x2.15	36			
KX 450F	06-23		18x2.15	36			
KX 450X	21		18x2.15	36			
KX 500	94-04		18x2.15	36			



- Wheels
- Rims
- Hubs
- Spokes & Nipples Kit
- Wheel Replacement Parts
- Wheel Truing Stand

MXCHAMP A90 Series Replacement Rims						
Model	Year	Position	Rim Size	Spokes	Color	SKU#
125 SX	03-24	Front	21x1.60	36	Black	692020
125 EXC	03-05		21x1.60	36	Gold	692022
125 XC	21-24		21x1.60	36	Orange	692023
125 SXS	02-05		21x1.60	36		
150 SX	15-22		21x1.60	36		
144 SX	07-08		21x1.60	36		
150 SX	09-14		21x1.60	36		
150 XC	10-14		21x1.60	36		
150 XCW	17-19		21x1.60	36		
	23-24		21x1.60	36		
200 EXC	03-05		21x1.60	36		
200 MXC	03		21x1.60	36		
200 XCW	06-16		21x1.60	36		
250 EXCF	17-19		21x1.60	36		
250 SXF	05-23		21x1.60	36		
250 SX	03-14		21x1.60	36		
250 EXC	03-05		21x1.60	36		
250 XC	18-19		21x1.60	36		
	06-14		21x1.60	36		
250 XCF	11-24		21x1.60	36		
	07-09		21x1.60	36		
250 XCFW	14-16		21x1.60	36		
	11-12		21x1.60	36		
	07-09		21x1.60	36		
250 XCW	06-18		21x1.60	36		
	23-24		21x1.60	36		
300 SX	24		21x1.60	36		
300 XC	17-19		21x1.60	36		
	06-14		21x1.60	36		
	23-24		21x1.60	36		
300 XC TPI	20-22		21x1.60	36		
300 EXCF	16-20		21x1.60	36		
300 XCW	06-18		21x1.60	36		
	22-24		21x1.60	36		
300 EXC	03-05		21x1.60	36		
350 EXCF	12-20		21x1.60	36		
	22-24		21x1.60	36		
350 XCF	12-24		21x1.60	36		
350 XCFW	12-16		21x1.60	36		
	21		21x1.60	36		
350 SXF	14-23		21x1.60	36		
450 EXC	07		21x1.60	36		
	11		21x1.60	36		
450 SX	06		21x1.60	36		
450 SXF	07-24		21x1.60	36		
450 EXCF	20		21x1.60	36		
450 XCW	07		21x1.60	36		
	09		21x1.60	36		
	11-16		21x1.60	36		
450 XC	07		21x1.60	36		
450 XCF	08-09		21x1.60	36		
	13-14		21x1.60	36		
	23		21x1.60	36		
500 EXC	12-16		21x1.60	36		
500 EXCF	17-24		21x1.60	36		
500 XCFW	21		21x1.60	36		
	24		21x1.60	36		
500 XCW	12-16		21x1.60	36		

MXCHAMP A90 Series Replacement Rims						
Model	Year	Position	Rim Size	Spokes	Color	SKU#
125 SX	03-24	Rear	19x2.15	36	Black	692024
125 EXC	03-05		19x2.15	36	Gold	692026
125 XC	21-24		19x2.15	36	Orange	692032
125 SXS	02-05		19x2.15	36		
150 SX	15-22		19x2.15	36		
144 SX	07-08		19x2.15	36		
150 SX	09-14		19x2.15	36		
150 XC	10-14		19x2.15	36		
150 XCW	17-19		19x2.15	36		
	23-24		19x2.15	36		
200 EXC	03-05		19x2.15	36		
200 MXC	03		19x2.15	36		
200 XCW	06-16		19x2.15	36		
250 EXCF	17-19		19x2.15	36		
250 SXF	05-23		19x2.15	36		
250 SX	03-14		19x2.15	36		
250 EXC	03-05		19x2.15	36		
250 XC	18-19		19x2.15	36		
	06-14		19x2.15	36		
250 XCF	11-24		19x2.15	36		
	07-09		19x2.15	36		
250 XCFW	14-16		19x2.15	36		
	11-12		19x2.15	36		
	07-09		19x2.15	36		
250 XCW	06-18		19x2.15	36		
	23-24		19x2.15	36		
300 SX	24		19x2.15	36		
300 XC	17-19		19x2.15	36		
	06-14		19x2.15	36		
	23-24		19x2.15	36		
300 XC TPI	20-22		19x2.15	36		
300 EXCF	16-20		19x2.15	36		
300 XCW	06-18		19x2.15	36		
	22-24		19x2.15	36		
300 EXC	03-05		19x2.15	36		
350 EXCF	12-20		19x2.15	36		
	22-24		19x2.15	36		
350 XCF	12-24		19x2.15	36		
350 XCFW	12-16		19x2.15	36		
	21		19x2.15	36		
350 SXF	14-23		19x2.15	36		
450 EXC	07		19x2.15	36		
	11		19x2.15	36		
450 SX	06		19x2.15	36		
450 SXF	07-24		19x2.15	36		
450 EXCF	20		19x2.15	36		
450 XCW	07		19x2.15	36		
	09		19x2.15	36		
	11-16		19x2.15	36		
450 XC	07		19x2.15	36		
450 XCF	08-09		19x2.15	36		
	13-14		19x2.15	36		
	23		19x2.15	36		
500 EXC	12-16		19x2.15	36		
500 EXCF	17-24		19x2.15	36		
500 XCFW	21		19x2.15	36		
	24		19x2.15	36		
500 XCW	12-16		19x2.15	36		

- Wheels
- Rims
- Hubs
- Spokes & Nipples Kit
- Wheel Replacement Parts
- Wheel Truing Stand




MXCHAMP A90 Series Replacement Rims						
Model	Year	Position	Rim Size	Spokes	Color	SKU#
TC 125	14-21	Rear	19x2.15	36	Black	696024
	24		19x2.15	36	Gold	696026
TE 125	14-16		19x2.15	36	Blue	696027
	17-19		19x2.15	36		
TE 150	24		19x2.15	36		
	21-22		19x2.15	36		
FC 250	16-24		19x2.15	36		
	14		19x2.15	36		
FE 250	14-21		19x2.15	36		
	14-22		19x2.15	36		
TE 250	14-18		19x2.15	36		
	18-22		19x2.15	36		
TE 250i	24		19x2.15	36		
	16-18		19x2.15	36		
TE 300i	19-20		19x2.15	36		
	22		19x2.15	36		
TX 300	17-19		19x2.15	36		
	20-22		19x2.15	36		
TX 300i	24		19x2.15	36		
	14-18		19x2.15	36		
FC 350	20-23		19x2.15	36		
	14-23		19x2.15	36		
FE 350	15-16		19x2.15	36		
	20-21		19x2.15	36		
FE 350S	24		19x2.15	36		
	17-20		19x2.15	36		
FX 350	22		19x2.15	36		
	24		19x2.15	36		
FC 450	14-16		19x2.15	36		
	18-24		19x2.15	36		
FE 450	16-19		19x2.15	36		
	24		19x2.15	36		
FS 450	17-18		19x2.15	36		
	24		19x2.15	36		
FX 450	17-20		19x2.15	36		
	14-23		19x2.15	36		
FE 501	16		19x2.15	36		
	19-21		19x2.15	36		
FE 501S	24		19x2.15	36		
	14-21	Rear	18x2.15	36	Black	696028
24	18x2.15		36	Gold	696030	
TE 125	14-16		18x2.15	36	Blue	696031
	17-19		18x2.15	36		
TE 150	24		18x2.15	36		
	21-22		18x2.15	36		
FC 250	16-24		18x2.15	36		
	14		18x2.15	36		
FE 250	14-21		18x2.15	36		
	14-22		18x2.15	36		
TE 250	14-18		18x2.15	36		
	18-22		18x2.15	36		
TE 250i	24		18x2.15	36		
	16-18		18x2.15	36		
TE 300i	19-20		18x2.15	36		
	22		18x2.15	36		
TX 300	17-19		18x2.15	36		
	20-22		18x2.15	36		
TX 300i	24		18x2.15	36		
	14-18		18x2.15	36		
FC 350	20-23		18x2.15	36		
	14-23		18x2.15	36		
FE 350	15-16		18x2.15	36		
	20-21		18x2.15	36		
FE 350S	24		18x2.15	36		
	17-20		18x2.15	36		
FX 350	22		18x2.15	36		
	24		18x2.15	36		
FC 450	14-16		18x2.15	36		
	18-24		18x2.15	36		
FE 450	16-19		18x2.15	36		
	24		18x2.15	36		
FS 450	17-18		18x2.15	36		
	24		18x2.15	36		
FX 450	17-20		18x2.15	36		
	14-23		18x2.15	36		
FE 501	16		18x2.15	36		
	19-21		18x2.15	36		
FE 501S	24		18x2.15	36		

- Wheels
- Rims
- Hubs
- Spokes & Nipples Kit
- Wheel Replacement Parts
- Wheel Truing Stand



5 YEAR WARRANTY


- MXCHAMP hub made from aircraft quality heat forged 6061-T6 aluminum hubs employ tight tolerances to ensure perfect concentricity
- MXCHAMP CarbonMatrix hub made from aircraft quality heat forged 6061-T6 aluminum core completely hub inside, carbon fiber wrapped, Not bonding 3 pieces as other competitor's carbon hub and employ tight tolerances to ensure perfect concentric
- Drilling angles in the hub by most advanced 5- axis CNC machine and rim are perfectly matched the spoke bend angles for a stronger more efficient wheel
- Fit for OEM brake rotors and sprockets
- Hubs run oversized bearings. rear Hubs have 3 bearings instead of 2 like some OEM hubs
- Seals are double working seals
- Complete with bearings and spacers ready to fit as a direct aftermarket replacement wheel




MXCHAMP forged raw materials (under enlarge 500x)



MXCHAMP forged Raw Hub




MXCHAMP forged hub surface after anodized finish (under enlarged 500x)



Other competitor's billet raw materials (under enlarge 500x)



MXCHAMP CNC finished hub



Other competitor's billet hub surface after anodized finish (under enlarged 500x)



2000 ton forging machine



HAAS 5-axis CNC machine



MXCHAMP Forged Series Replacement Hubs						
Model	Year	Position	Axle	Spoke Holes	Hub Colors	SKU#
CR 125R	02-07	Front	20mm	36	Red	641000
CR 250R	02-07			36	Black	641001
CRF 250R	04-23			36	Gold	641003
CRF 250RX	19-23			36		
CRF 450R WE	20-22			36		
CRF 450X	19-23			36		
CRF 450R	02-23			36		
CRF 450RX	17-23			36		
CRF 450L	19-23			36		
CR 125R	02-13	Rear	25mm	36	Red	641006
CR 250R	02-13			36	Black	641007
CRF 250X	02-17			36	Gold	641009
CRF 450X	02-17			36		
CRF 250R	02-13			36		
CRF 450R	02-12			36		
CRF 250R	14-23	Rear	25mm	36	Red	641010
CRF 450R	13-23			36	Black	641011
CRF 450X	19-23			36	Gold	641013
CRF 450RX	17-23			36		
CRF 450L	19-23			36		



MXCHAMP Forged Series Replacement Hubs						
Model	Year	Position	Axle	Spoke Holes	Hub Colors	SKU#
KX250	22-24	Front	22mm	36	Green	643000
KX 250F	21-23			36	Blue	643001
KX 250X	21-24			36	Black	643002
KX 250XC	21			36	Gold	643018
KX 450	20			36	Brown	643021
	22			36		
KX 450F	19-23			36		
KX 450X	21-23			36		
KX 125	93-05	Front	20mm	36	Green	643004
KX 250	93-07			36	Blue	643005
	20			36	Black	643006
KX 250F	06-20			36	Gold	643019
KLX 450R	08-09			36	Brown	643022
	18-19			36		
KX 450F	06-18			36		
KX 500	94-04			36		
KX 125	93-08	Rear	25mm	36	Green	643012
KX 250	93-08			36	Blue	643013
	22-24			36	Black	643014
KX 250X	21-24			36	Gold	643020
KX 250XC	21			36	Brown	643023
KX 250F	04-23			36		
KLX 450R	08-09			36		
	18-19			36		
KX 450	20			36		
KX 450F	06-23			36		
KX 450X	21			36		
KX 500	94-04			36		



MXCHAMP Forged Series Replacement Hubs						
Model	Year	Position	Axle	Spoke Holes	Hub Colors	SKU#
125 SX	15-24	Front	22mm	36	Orange	642004
125 XC	21-24			36	Black	642005
150 SX	15-22			36	Gold	642007
150 XCW	17-19			36	Brown	642002
	23-24			36		
200 XCW	16			36		
250 EXCF	17-19			36		
250 SXF	15-23			36		
250 XC	18-19			36		
250 XCF	15-24			36		
250 XCFW	16			36		
250 XCW	16-18			36		
	23-24			36		
300 SX	24			36		
300 XC	17-19			36		
	23-24			36		
300 XC TPI	20-22			36		
300 EXCF	16-20			36		
300 XCW	16-18			36		
	22-24			36		
350 EXCF	16-24			36		
350 XCF	15-24			36		
350 XCFW	16			36		
	21			36		
350 SXF	15-22			36		
450 SXF	15-24			36		
450 EXCF	20			36		
450 XCW	16			36		
500 EXC	16			36		
500 EXCF	17-18			36		
500 EXCF	20			36		
500 XCFW	21			36		
500 XCW	16			36		

- Wheels
- Rims
- Hubs
- Spokes & Nipples Kit
- Wheel Replacement Parts
- Wheel Truing Stand



- Wheels
- Rims
- Hubs
- Spokes & Nipples Kit
- Wheel Replacement Parts
- Wheel Truing Stand

MXCHAMP Forged Series Replacement Hubs

Model	Year	Position	Axle	Spoke Holes	Hub Colors	SKU#
125 EXC	03-05	Front	26mm	36	Orange	642000
125 SX	03-14		26mm	36	Black	642001
125 SXS	02-05		26mm	36	Gold	642003
144 SX	07-08		26mm	36	Brown	642006
150 SX	09-14		26mm	36		
150 XC	10-14		26mm	36		
200 EXC	03-05		26mm	36		
200 MXC	03		26mm	36		
200 XCW	06-15		26mm	36		
250 XCF	07-09		26mm	36		
	11-14		26mm	36		
250 SX	03-14		26mm	36		
250 EXC	03-05		26mm	36		
250 SXF	05-14		26mm	36		
250 XCFW	07-09		26mm	36		
	11-12		26mm	36		
	14-15		26mm	36		
250 XCW	06-15		26mm	36		
250 XC	06-14		26mm	36		
300 XCW	06-15		26mm	36		
300 EXC	03-05		26mm	36		
300 XC	06-14		26mm	36		
350 EXCF	12-15		26mm	36		
350 SXF	11-14		26mm	36		
350 XCF	12-14		26mm	36		
350 XCFW	12-15		26mm	36		
450 EXC	07		26mm	36		
	11		26mm	36		
450 SX	06		26mm	36		
450 SXF	07-14		26mm	36		
450 XC	07		26mm	36		
450 XCF	08-09		26mm	36		
	13-14		26mm	36		
450 XCW	07		26mm	36		
	09		26mm	36		
	11-15		26mm	36		
500 EXC/XCW	12-15		26mm	36		
505 SXF	07-08		26mm	36		
505 XCF	08-09		26mm	36		

MXCHAMP Forged Series Replacement Hubs

Model	Year	Position	Axle	Spoke Holes	Hub Colors	SKU#
125 SX	23-24	Rear	22mm	36	Orange	642026
125 XC	23-24			36	Black	642027
150 XCW	24			36	Gold	642015
250 XCW	24			36	Brown	642008
250 SXF	23-24			36		
250 XCF	23-24			36		
300 XCW	24			36		
300 XC	23-24			36		
300 SX	24			36		
350 XCF	23-24			36		
350 SXF	23			36		
350 XCF	23			36		
450 SXF	24			36		
450 XCF	23-24			36		
125 SX	13-22	Rear	25mm	36	Orange	642012
125 XC	21-22			36	Black	642013
150 XC	13-23			36	Gold	642019
150 XCW	17-20			36	Brown	642021
200 XCW	16			36		
250 EXCF	17-19			36		
250 SX	13-22			36		
250 SXF	13-22			36		
250 XC	13-14			36		
	18-19			36		
	08			36		
250 XC TPI	20-22			36		
250 XCF	13-22			36		
250 XCFW	16			36		
250 XCW TPI	20-22			36		
250 XCW	16-22			36		
300 XC	12-14			36		
	17-19			36		
300 XCW	16-20			36		
350 SXF	13-22			36		
350 EXCF	16-20			36		
350 XCF	13-22			36		
350 XCFW	16			36		
	21			36		
450 SXF	13-22			36		
450 EXCF	20			36		
450 XCF	13-22			36		
450 XCW	16			36		
500 EXC	16			36		
500 EXCF	17-18			36		
	20			36		
500 XCFW	21			36		
500 XCW	16			36		



MXCHAMP Forged Series Replacement Hubs

Model	Year	Position	Axle	Spoke Holes	Hub Colors	SKU#
125 SX	00-12	Rear	20mm	36	Orange	642016
125 EXC	00-05			36	Black	642017
144 SX	07-08			36	Gold	642020
150 SX	09-12			36	Brown	642022
150 XC	10-12			36		
150 XCW	17-18			36		
	20			36		
200 EXC	00-05			36		
200 SX	00-04			36		
200 XC	06-09			36		
200 XCW	06-16			36		
250 SX	00-12			36		
250 XCF	07-09			36		
	12			36		
250 EXC	00-04			36		
250 EXCF	17-19			36		
250 SXF	11-12			36		
250 XC	06-12			36		
250 XCW	06-21			36		
250 XCFW	07-09			36		
	11-12			36		
	14-16			36		
300 EXC	00-04			36		
300 XCW	06-20			36		
300 SX	00-02			36		
300 XC	06-12			36		
350 EXCF	12-20			36		
350 SXF	11-12			36		
350 XCF	12			36		
350 XCFW	12-16			36		
	21			36		
380 EXC	00-02			36		
380 SX	00-02			36		
400 EXC	00-03			36		
	05			36		
400 XCW	07			36		
	09-10			36		
450 EXC	07			36		
	11			36		
400 EXCF	20			36		
450 SX	06			36		
450 SXF	07-12			36		
450 XC	07			36		
450 XCF	08-09			36		
450 XCW	09-16			36		
500 EXC	12-16			36		
500 EXCF	17-18			36		
	20			36		
500 XCFW	21			36		
500 XCW	12-16			36		



- Wheels
- Rims
- Hubs**
- Spokes & Nipples Kit
- Wheel Replacement Parts
- Wheel Truing Stand

MXCHAMP Forged Series Replacement Hubs							
Model	Year	Position	Axle	Spoke Holes	Hub Colors	SKU#	
TC 125	15-21	Front	22mm	36	Lake Blue	646003	
	24			36	Black	646004	
TE 125	16			36	Brown	646002	
TE 150	17-19			36			
TE 150i	21-22			36			
FC 250	16-24			36			
FE 250	16-21			36			
	24			36			
TC 250	15-22			36			
	24			36			
TE 150	24			36			
TE 250	16-18			36			
TE 250i	18-22			36			
	24			36			
TE 300	16-18			36			
TE 300i	19-20			36			
	22			36			
	24			36			
TX 300	17-19			36			
TX 300i	20-22			36			
FC 350	15-18			36			
	20-23			36			
FE 350	16-23			36			
FX 350	17-20			36			
	22			36			
	24			36			
FE 350S	16			36			
	20-24			36			
FC 450	15-16			36			
	18-24			36			
FE 450	16-19			36			
	24			36			
FS 450	17-18			36			
	24			36			
FX 450	17-20			36			
FE 501	16-24			36			
FE 501S	16			36			
	20-21			36			
TC 125	14	Front	26mm	36	Lake Blue	646000	
TE 125	14-15			36	Black	646001	
FE 250	14-15			36	Brown	646005	
TC 250	14-15			36			
TE 250	14-15			36			
FC 250	14			36			
FC 350	14			36			
FC 450	14			36			
FE 501	14-15			36			
FE 350	14-15			36			
FE 350S	15			36			
FE 501S	15			36			
	19-20			36			

MXCHAMP Forged Series Replacement Hubs							
Model	Year	Position	Axle	Spoke Holes	Hub Colors	SKU#	
TC 125	24	Rear	22mm	36	Lake Blue	646020	
TE 150	24			36	Black	646021	
TC 250	24			36	Brown	646022	
TE 250i	24			36			
FC 250	23-24			36			
TX 300i	24			36			
FC 350	23			36			
FE 350S	24			36			
FX 350	24			36			
FC 450	23-24			36			
FE 450	24			36			
FE 501S	24			36			
FS 450	24			36			
FC 450	23			36			
TC 125	16-22	Rear	25mm	36	Lake Blue	646013	
	15-22			36	Black	646014	
TC 250	17-22			36	Brown	646023	
TX 300	17-19			36			
TX 300i	20-22			36			
FC 350	16-18			36			
	20-22			36			
FX 350	17-22			36			
FC 450	15-16			36			
	18-22			36			
FS 450	17-20			36			
FX 450	17-20			36			
TC 125	14-15	Rear	20mm	36	Lake Blue	646010	
	15-16			36	Black	646011	
TE 150	17-19			36	Brown	646024	
TE 150i	21			36			
FC 250	14			36			
FE 250	14-15			36			
TC 250	14-16			36			
TE 250	18-21			36			
TE 250i	18-21			36			
TE 300	14-18			36			
TE 300i	19-20			36			
FC 350	14-15			36			
FE 350	14-21			36			
FE 350S	15-16			36			
	20-21			36			
FC 450	14			36			
FE 450	16-19			36			
FE 501	14			36			
	16-21			36			
FE 501S	15-16			36			
	20-21			36			

- Wheels
- Rims
- Hubs
- Spokes & Nipples Kit
- Wheel Replacement Parts
- Wheel Truing Stand



MXCHAMP Forged Series Replacement Hubs							
Model	Year	Position	Axle	Spoke Holes	Hub Colors	SKU#	
WR 250F	20-24	Front	22mm	36	Blue	644000	
YZ 250F	14-24			36	Black	644001	
YZ 250FX	16-23			36	Gold	644020	
YZ 450F	14-23			36	Purple	644024	
YZ 450FX	16-23			36	Brown	644028	
WR 450F	19-23			36			
YZ 125	02-23	Front	20mm	36	Blue	644003	
YZ 125X	20-23			36	Black	644004	
WR 250F	05-18			36	Gold	644021	
YZ 250	02-23			36	Purple	644025	
YZ 250F	02-13			36	Brown	644029	
YZ 250X	16-22			36			
WR 426F	'02			36			
YZ 426F	'02			36			
WR 450F	05-18			36			
YZ 450F	03-13			36			
YZ 250F	19-24	Rear	25mm	36	Blue	644013	
YZ 450F	19-23			36	Black	644014	
				36	Gold	644023	
				36	Purple	644026	
				36	Brown	644030	
YZ 125	05-23	Rear	22mm	36	Blue	644010	
YZ 125X	20-23			36	Black	644011	
WR 226F	01-02			36	Gold	644022	
WR 250FX	'19			36	Purple	644027	
YZ 250F	05-18			36	Brown	644031	
YZ 250	05-23			36			
YZ 250FX	15-23			36			
YZ 250X	16-23			36			
WR 250F	05-24			36			
WR 400F	99-00			36			
YZ 450F	05-18			36			
WR 450F	05-23			36			
YZ 450FX	16-23			36			
YZ 450FX	16-23			36			



MXCHAMP Forged Series Replacement Hubs							
Model	Year	Position	Axle	Spoke Holes	Hub Colors	SKU#	
RM-Z 250	07-23	Front	22mm	36	Gold	645000	
RM-Z 450	05-23		22mm	36	Black	645001	
RM-Z 250	07-23	Rear	25mm	36	Gold	645004	
RM-Z 450	05-23		25mm	36	Black	645005	



MXCHAMP Forged Series Replacement Hubs							
Model	Year	Position	Axle	Spoke Holes	Hub Colors	SKU#	
MC 125	21-24	Front	22mm	36	Red	647000	
MC 250	20-24			36	Black	647001	
MC 250F	21-24			36	Brown	647002	
MC 350F	21-24			36			
MC 450F	21-24			36			
EC 250F	'24			36			
EC 250	21-24			36			
EC 300	21-24			36			
EC 450F	21-24			36			
EX 250	21-24			36			
EX 250F	21-24			36			
EX 300	21-24			36			
EX 350F	21-24			36			
EX 450F	21-24			36			
MC 125	21-24	Rear	25mm	36	Red	647003	
MC 250	20-24			36	Black	647004	
MC 250F	21-24			36	Brown	647005	
MC 350F	21-24			36			
MC 450F	21-24			36			
EC 250F	'24			36			
EC 250	21-24			36			
EC 300	21-24			36			
EC 450F	21-24			36			
EX 250	21-24			36			
EX 250F	21-24			36			
EX 300	21-24			36			
EX 350F	21-24			36			
EX 450F	21-24			36			

- Wheels
- Rims
- Hubs
- Spokes & Nipples Kit
- Wheel Replacement Parts
- Wheel Truing Stand



MXCHAMP CarbonMatrix Series Replacement Hubs

Model	Year	Position	Axel	Spoke Holes	Hub Colors	SKU#
CR 125R	02-07	Front	20mm	36	Red	641004
CR 250R	02-07			36	Black	641005
CRF 250R	04-23			36		
CRF 250RX	19-23			36		
CRF 450R WE	20-22			36		
CRF 450X	19-23			36		
CRF 450R	02-23			36		
CRF 450RX	17-23			36		
CRF 450L	19-23			36		
CRF 250R	14-23	Rear	25mm	36	Red	641014
CRF 450R	13-23			36	Black	641015
CRF 450X	19-23			36		
CRF 450RX	17-23			36		
CRF 450L	19-23			36		



MXCHAMP CarbonMatrix Series Replacement Hubs

Model	Year	Position	Axle	Spoke Holes	Hub Colors	SKU#
KX250	22-24	Front	22mm	36	Green	643008
KX 250F	21-23			36	Black	643009
KX 250X	21-24			36		
KX 250XC	21			36		
KX 450	20			36		
	22			36		
KX 450F	19-23			36		
KX 450X	21-23			36		
KX 125	93-05	Front	20mm	36	Green	643010
KX 250	93-07			36	Black	643011
	20			36		
KX 250F	06-20			36		
KLX 450R	08-09			36		
	18-19			36		
KX 450F	06-18			36		
KX 500	94-04			36		
KX 125	93-08	Rear	25mm	36	Green	643016
KX 250	93-08			36	Black	643017
	22-24			36		
KX 250X	21-24			36		
KX 250XC	21			36		
KX 250F	04-23			36		
KLX 450R	08-09			36		
	18-19			36		
KX 450	20			36		
KX 450F	06-23			36		
KX 450X	21			36		
KX 500	94-04			36		



MXCHAMP CarbonMatrix Series Replacement Hubs

Model	Year	Position	Axle	Spoke Holes	Hub Colors	SKU#
125 SX	15-24	Front	22mm	36	Orange	642010
125 XC	21-24			36	Black	642011
150 SX	15-22			36		
150 XCW	17-19			36		
	23-24			36		
200 XCW	16			36		
250 EXCF	17-19			36		
250 SXF	15-23			36		
250 XC	18-19			36		
250 XCF	15-24			36		
250 XCFW	16			36		
250 XCW	16-18			36		
	23-24			36		
300 SX	24			36		
300 XC	17-19			36		
	23-24			36		
300 XC TPI	20-22			36		
300 EXCF	16-20			36		
300 XCW	16-18			36		
	22-24			36		
350 EXCF	16-24			36		
350 XCF	15-24			36		
350 XCFW	16			36		
	21			36		
350 SXF	15-22			36		
450 SXF	15-24			36		
450 EXCF	20			36		
450 XCW	16			36		
500 EXC	16			36		
500 EXCF	17-18			36		
500 EXCF	20			36		
500 XCFW	21			36		
500 XCW	16			36		



- Wheels
- Rims
- Hubs
- Spokes & Nipples Kit
- Wheel Replacement Parts
- Wheel Truing Stand

MXCHAMP CarbonMatrix Series Replacement Hubs						
Model	Year	Position	Axle	Spoke Holes	Hub Colors	SKU#
125 SX	23-24	Rear	22mm	36	Orange	642024
125 XC	23-24			36	Black	642025
150 XCW	24			36		
250 XCW	24			36		
250 SXF	23-24			36		
250 XCF	23-24			36		
300 XCW	24			36		
300 XC	23-24			36		
300 SX	24			36		
350 XCF	23-24			36		
350 SXF	23			36		
350 XCF	23			36		
450 SXF	24			36		
450 XCF	23-24			36		
125 SX	13-22	Rear	25mm	36	Orange	642020
125 XC	21-22			36	Black	642021
150 XC	13-23			36		
150 XCW	17-20			36		
200 XCW	16			36		
250 EXCF	17-19			36		
250 SX	13-22			36		
250 SXF	13-22			36		
250 XC	13-14			36		
	18-19			36		
	08			36		
250 XC TPI	20-22			36		
250 XCF	13-22			36		
250 XCFW	16			36		
250 XCW TPI	20-22			36		
250 XCW	16-22			36		
300 XC	12-14			36		
	17-19			36		
300 XCW	16-20			36		
350 SXF	13-22			36		
350 EXCF	16-20			36		
350 XCF	13-22			36		
350 XCFW	16			36		
	21			36		
450 SXF	13-22			36		
450 EXCF	20			36		
450 XCF	13-22			36		
450 XCW	16			36		
500 EXC	16			36		
500 EXCF	17-18			36		
	20			36		
500 XCFW	21			36		
500 XCW	16			36		

MXCHAMP CarbonMatrix Series Replacement Hubs						
Model	Year	Position	Axle	Spoke Holes	Hub Colors	SKU#
125 SX	00-12	Rear	20mm	36	Orange	642022
125 EXC	00-05			36	Black	642023
144 SX	07-08			36		
150 SX	09-12			36		
150 XC	10-12			36		
150 XCW	17-18			36		
	20			36		
200 EXC	00-05			36		
200 SX	00-04			36		
200 XC	06-09			36		
200 XCW	06-16			36		
250 SX	00-12			36		
250 XCF	07-09			36		
	12			36		
250 EXC	00-04			36		
250 EXCF	17-19			36		
250 SXF	11-12			36		
250 XC	06-12			36		
250 XCW	06-21			36		
250 XCFW	07-09			36		
	11-12			36		
	14-16			36		
300 EXC	00-04			36		
300 XCW	06-20			36		
300 SX	00-02			36		
300 XC	06-12			36		
350 EXCF	12-20			36		
350 SXF	11-12			36		
350 XCF	12			36		
350 XCFW	12-16			36		
	21			36		
380 EXC	00-02			36		
380 SX	00-02			36		
400 EXC	00-03			36		
	05			36		
400 XCW	07			36		
	09-10			36		
450 EXC	07			36		
	11			36		
400 EXCF	20			36		
450 SX	06			36		
450 SXF	07-12			36		
450 XC	07			36		
450 XCF	08-09			36		
450 XCW	09-16			36		
500 EXC	12-16			36		
500 EXCF	17-18			36		
	20			36		
500 XCFW	21			36		
500 XCW	12-16			36		



- Wheels
- Rims
- Hubs**
- Spokes & Nipples Kit
- Wheel Replacement Parts
- Wheel Truing Stand

MXCHAMP CarbonMatrix Series Replacement Hubs						
Model	Year	Position	Axle	Spoke Holes	Hub Colors	SKU#
TC 125	15-21	Front	22mm	36	Lake Blue	646008
	24			36	Black	646009
TE 125	16			36		
TE 150	17-19			36		
TE 150i	21-22			36		
FC 250	16-24			36		
FE 250	16-21			36		
TC 250	15-22			36		
	24			36		
TE 150	24			36		
TE 250	16-18			36		
TE 250i	18-22			36		
	24			36		
TE 300	16-18			36		
TE 300i	19-20			36		
	22			36		
	24			36		
TX 300	17-19			36		
TX 300i	20-22			36		
FC 350	15-18			36		
	20-23			36		
FE 350	16-23			36		
FX 350	17-20			36		
	22			36		
	24			36		
FE 350S	16			36		
	20-24			36		
FC 450	15-16			36		
	18-24			36		
FE 450	16-19			36		
	24			36		
FS 450	17-18			36		
	24			36		
FX 450	17-20			36		
FE 501	16-24			36		
FE 501S	16			36		
	20-21			36		

MXCHAMP CarbonMatrix Series Replacement Hubs						
Model	Year	Position	Axle	Spoke Holes	Hub Colors	SKU#
TC 125	24	Rear	22mm	36	Lake Blue	646022
TE 150	24			36	Black	646023
TC 250	24			36		
TE 250i	24			36		
FC 250	23-24			36		
TX 300i	24			36		
FC 350	23			36		
FE 350S	24			36		
FX 350	24			36		
FC 450	23-24			36		
FE 450	24			36		
FE 501S	24			36		
FS 450	24			36		
FC 450	23			36		
TC 125	16-22	Rear	25mm	36	Lake Blue	646018
FC 250	15-22			36	Black	646019
TC 250	17-22			36		
TX 300	17-19			36		
TX 300i	20-22			36		
FC 350	16-18			36		
	20-22			36		
FX 350	17-22			36		
FC 450	15-16			36		
	18-22			36		
FS 450	17-20			36		
FX 450	17-20			36		
TC 125	14-15	Rear	20mm	36	Lake Blue	646016
TE 125	15-16			36	Black	646017
TE 150	17-19			36		
TE 150i	21			36		
FC 250	14			36		
FE 250	14-15			36		
TC 250	14-16			36		
TE 250	18-21			36		
TE 250i	18-21			36		
TE 300	14-18			36		
TE 300i	19-20			36		
FC 350	14-15			36		
FE 350	14-21			36		
FE 350S	15-16			36		
	20-21			36		
FC 450	14			36		
FE 450	16-19			36		
FE 501	14			36		
	16-21			36		
FE 501S	15-16			36		
	20-21			36		

- Wheels
- Rims
- Hubs
- Spokes & Nipples Kit
- Wheel Replacement Parts
- Wheel Truing Stand



MXCHAMP CarbonMatrix Series Replacement Hubs							
Model	Year	Position	Axle	Spoke Holes	Hub Colors	SKU#	
WR 250F	20-24	Front	22mm	36	Blue	644006	
YZ 250F	14-24			36	Black	644007	
YZ 250FX	16-23			36			
YZ 450F	14-23			36			
YZ 450FX	16-23			36			
WR 450F	19-23			36			
YZ 125	02-23	Front	20mm	36	Blue	644008	
YZ 125X	20-23			36	Black	644009	
WR 250F	05-18			36			
YZ 250	02-23			36			
YZ 250F	02-13			36			
YZ 250X	16-22			36			
WR 426F	'02			36			
YZ 426F	'02			36			
WR 450F	05-18			36			
YZ 450F	03-13			36			
YZ 250F	19-24	Rear	25mm	36	Blue	644018	
YZ 450F	19-23			36	Black	644019	
YZ 125	05-23	Rear	22mm	36	Blue	644016	
YZ 125X	20-23			36	Black	644017	
WR 226F	01-02			36			
WR 250FX	'19			36			
YZ 250F	05-18			36			
YZ 250	05-23			36			
YZ 250FX	15-23			36			
YZ 250X	16-23			36			
WR 250F	05-24			36			
WR 400F	99-00			36			
YZ 450F	05-18			36			
WR 450F	05-23			36			
YZ 450FX	16-23			36			
YZ 450FX	16-23			36			



MXCHAMP CarbonMatrix Series Replacement Hubs							
Model	Year	Position	Axle	Spoke Holes	Hub Colors	SKU#	
RM-Z 250	07-23	Front	22mm	36	Gold	645002	
RM-Z 450	05-23		22mm	36	Black	645003	
RM-Z 250	07-23	Rear	25mm	36	Gold	645006	
RM-Z 450	05-23		25mm	36	Black	645007	



MXCHAMP CarbonMatrix Series Replacement Hubs							
Model	Year	Position	Axle	Spoke Holes	Hub Colors	SKU#	
MC 125	21-24	Front	22mm	36	Red	647006	
MC 250	20-24			36	Black	647002	
MC 250F	21-24			36			
MC 350F	21-24			36			
MC 450F	21-24			36			
EC 250F	'24			36			
EC 250	21-24			36			
EC 300	21-24			36			
EC 450F	21-24			36			
EX 250	21-24			36			
EX 250F	21-24			36			
EX 300	21-24			36			
EX 350F	21-24			36			
EX 450F	21-24			36			
MC 125	21-24	Rear	25mm	36	Red	647007	
MC 250	20-24			36	Black	647005	
MC 250F	21-24			36			
MC 350F	21-24			36			
MC 450F	21-24			36			
EC 250F	'24			36			
EC 250	21-24			36			
EC 300	21-24			36			
EC 450F	21-24			36			
EX 250	21-24			36			
EX 250F	21-24			36			
EX 300	21-24			36			
EX 350F	21-24			36			
EX 450F	21-24			36			

Silver Stainless Steel(T302H) Spokes Kit




Black Stainless Steel(T302H) Spokes Kit

- MXCHAMP Stainless steel spokes made of ultra stronger stainless steel (T302H), Up to 20% stronger(average tensile strength >16,000 N.m, average deflection<11mm)than other competitor's spokes and OEM stock spokes
- Our spoke are heat forged and utilize a higher precision thread, anti-seize treatment to keep the nipple from back out of the nipple due to vibration
- Black stainless steel spokes use a special LEC (liquid electrostatic coating), that is extremely durable and lightweight.
- Aircraft spec aluminum (7075-T6)billet nipples, use cold pressure threading added strength, Multiple colors available(red, blue, gold, black, orange, lake blue, green, mag, silver and purple)


Aluminum Billet(7075-T6) Nipple Anodized Color Options



Full automatic CNC Machine to produce the aluminum nipples



Higher precision thread of spoke/nipple under microscope enlarge 500x



Wheels
Rims
Hubs
Spokes & Nipples Kit
Wheel Replacement Parts
Wheel Truing Stand

- Wheels
- Rims
- Hubs
- Spokes & Nipples Kit
- Wheel Replacement Parts
- Wheel Truing Stand



MXCHAMP Replacement Spokes Kit

Model	Year	Position	Size	Spoke Color	SKU#
CR 125R	02-07	Front	21"	Silver	611000
CR 250R	02-07		21"	Black	611001
CRF 250R	04-23		21"		
CRF 250RX	19-23		21"		
CRF 450R WE	20-22		21"		
CRF 450X	19-23		21"		
CRF 450R	02-23		21"		
CRF 450RX	17-23		21"		
CRF 450L	19-23		21"		
CR 125R	02-23	Rear	19"	Silver	611006
CR 250R	02-13		19"	Black	611007
CRF 250X	02-17		19"		
CRF 450X	02-17		19"		
CRF 450RX	17-23		19"		
CRF 250R	02-13		19"		
CRF 450R	02-23		19"		
CRF 450L	19-23		19"		
CR 125R	02-23	Rear	18"	Silver	611008
CR 250R	02-13		18"	Black	611009
CRF 250X	02-17		18"		
CRF 450X	02-17		18"		
CRF 450RX	17-23		18"		
CRF 250R	02-13		18"		
CRF 450R	02-23		18"		
CRF 450L	19-23		18"		



MXCHAMP Replacement Spokes Kit

Model	Year	Position	Size	Spoke Color	SKU#
KX 125	93-08	Front	21"	Silver	613000
KX 250	22-24		21"	Black	613001
	20		21"		
	93-07		21"		
KX 250F	06-23		21"		
KX 250X	21-24		21"		
KX 250XC	21		21"		
KX 450	20		21"		
	22		21"		
KX 450F	06-23		21"		
KX 450X	21-23		21"		
KLX 450R	08-09		21"		
	18-19		21"		
KX 450F	06-18		21"		
KX 500	94-04		21"		
KX 125	93-08	Rear	19"	Silver	613006
KX 250	22		19"	Black	613007
	93-07		19"		
	20		19"		
KX 250F	06-23		19"		
KX 250X	21-23		19"		
KX 250XC	21		19"		
KX 450	20		19"		
	22		19"		
KX 450F	06-23		19"		
KX 450X	21-23		19"		
KLX 450R	08-09		19"		
	18-19		19"		
KX 450F	06-18		19"		
KX 500	94-04		19"		
KX 125	93-08	Rear	18"	Silver	
KX 250	22		18"	Black	
	93-07		18"		
	20		18"		
KX 250F	06-23		18"		
KX 250X	21-23		18"		
KX 250XC	21		18"		
KX 450	20		18"		
	22		18"		
KX 450F	06-23		18"		
KX 450X	21-23		18"		
KLX 450R	08-09		18"		
	18-19		18"		
KX 450F	06-18		18"		
KX 500	94-04		18"		



MXCHAMP Replacement Spokes Kit					
Model	Year	Position	Size	Spoke Color	SKU#
125 EXC	03-05	Front	21"	Silver	612000
125 SX	03-24		21"	Black	612001
125 XC	21-24		21"		
125 SXS	02-05		21"		
144 SX	07-08		21"		
150 XC	10-14		21"		
150 SX	09-22		21"		
150 XCW	17-19		21"		
	23-24		21"		
150 XCW TPI	20		21"		
200 EXC	03-05		21"		
200 XCW	06-16		21"		
200 MXC	03		21"		
250 EXC	03-05		21"		
250 EXCF	17-19		21"		
250 SX	03-22		21"		
250 SXF	04-24		21"		
250 XC	18-19		21"		
	06-14		21"		
250 XC TPI	20-22		21"		
250 XCF	11-23		21"		
	07-09		21"		
250 XCFW	14-16		21"		
	11-12		21"		
	07-09		21"		
250 XCW	13-18		21"		
	23		21"		
300 XC	17-19		21"		
	06-14		21"		
	23-24		21"		
300 XC TPI	20-22		21"		
300 EXCF	16-20		21"		
300 EXC	03-05		21"		
300 XCW	06-18		21"		
	22-23		21"		
300 EXC TPI	19-20		21"		
350 EXCF	12-20		21"		
	24		21"		
350 XCF	12-24		21"		
350 XCFW	12-16		21"		
	21		21"		
350 SXF	11-23		21"		
450 XC	07		21"		
450 EXC	07		21"		
	11		21"		
450 SX	06		21"		
450 SXF	07-24		21"		
450 EXCF	20		21"		
450 XCW	11-16		21"		
	07		21"		
	09		21"		
450 XCF	08-09		21"		
	13-14		21"		
	22-24		21"		
450 XCFW	23		21"		
500 EXC	16		21"		
500 EXCF	17-18		21"		
	20		21"		
	24		21"		
500 XCFW	21		21"		
500 XCW	12-16		21"		
500 EXC	12-16		21"		

MXCHAMP Replacement Spokes Kit					
Model	Year	Position	Size	Spoke Color	SKU#
125 EXC	03-05	Rear	19"	Silver	612006
125 SX	03-24		19"	Black	612007
125 XC	21-24		19"		
125 SXS	02-05		19"		
144 SX	07-08		19"		
150 XC	10-14		19"		
150 SX	09-22		19"		
150 XCW	17-19		19"		
	23-24		19"		
150 XCW TPI	20		19"		
200 EXC	03-05		19"		
200 XCW	06-16		19"		
200 MXC	03		19"		
250 EXC	03-05		19"		
250 EXCF	17-19		19"		
250 SX	03-22		19"		
250 SXF	04-24		19"		
250 XC	18-19		19"		
	06-14		19"		
250 XC TPI	20-22		19"		
250 XCF	11-23		19"		
	07-09		19"		
250 XCFW	14-16		19"		
	11-12		19"		
	07-09		19"		
250 XCW	13-18		19"		
	23		19"		
300 XC	17-19		19"		
	06-14		19"		
	23-24		19"		
300 XC TPI	20-22		19"		
300 EXCF	16-20		19"		
300 EXC	03-05		19"		
300 XCW	06-18		19"		
	22-23		19"		
300 EXC TPI	19-20		19"		
350 EXCF	12-20		19"		
	24		19"		
350 XCF	12-24		19"		
350 XCFW	12-16		19"		
	21		19"		
350 SXF	11-23		19"		
450 XC	07		19"		
450 EXC	07		19"		
	11		19"		
450 SX	06		19"		
450 SXF	07-24		19"		
450 EXCF	20		19"		
450 XCW	11-16		19"		
	07		19"		
	09		19"		
450 XCF	08-09		19"		
	13-14		19"		
	22-24		19"		
450 XCFW	23		19"		
500 EXC	16		19"		
500 EXCF	17-18		19"		
	20		19"		
	24		19"		
500 XCFW	21		19"		
500 XCW	12-16		19"		
500 EXC	12-16		19"		

- Wheels
- Rims
- Hubs
- Spokes & Nipples Kit
- Wheel Replacement Parts
- Wheel Truing Stand



- Wheels
- Rims
- Hubs
- Spokes & Nipples Kit
- Wheel Replacement Parts
- Wheel Truing Stand

MXCHAMP Replacement Spokes Kit						
Model	Year	Position	Size	Spoke Color	SKU#	
125 EXC	03-05	Rear	18"	Silver	612008	
125 SX	03-24		18"	Black	612009	
125 XC	21-24		18"			
125 SXS	02-05		18"			
144 SX	07-08		18"			
150 XC	10-14		18"			
150 SX	09-22		18"			
150 XCW	17-19		18"			
	23-24		18"			
150 XCW TPI	20		18"			
200 EXC	03-05		18"			
200 XCW	06-16		18"			
200 MXC	03		18"			
250 EXC	03-05		18"			
250 EXCF	17-19		18"			
250 SX	03-22		18"			
250 SXF	04-24		18"			
250 XC	18-19		18"			
	06-14		18"			
250 XC TPI	20-22		18"			
250 XCF	11-23		18"			
	07-09		18"			
250 XCFW	14-16		18"			
	11-12		18"			
	07-09		18"			
250 XCW	13-18		18"			
	23		18"			
300 XC	17-19		18"			
	06-14		18"			
	23-24		18"			
300 XC TPI	20-22		18"			
300 EXCF	16-20		18"			
300 EXC	03-05		18"			
300 XCW	06-18		18"			
	22-23		18"			
300 EXC TPI	19-20		18"			
350 EXCF	12-20		18"			
	24		18"			
350 XCF	12-24		18"			
350 XCFW	12-16		18"			
	21		18"			
350 SXF	11-23		18"			
450 XC	07		18"			
450 EXC	07		18"			
	11		18"			
450 SX	06		18"			
450 SXF	07-24		18"			
450 EXCF	20		18"			
450 XCW	11-16		18"			
	07		18"			
	09		18"			
450 XCF	08-09		18"			
	13-14		18"			
	22-24		18"			
450 XCFW	23		18"			
500 EXC	16		18"			
500 EXCF	17-18		18"			
	20		18"			
	24		18"			
500 XCFW	21		18"			
500 XCW	12-16		18"			
500 EXC	12-16		18"			

MXCHAMP Replacement Spokes Kit						
Model	Year	Position	Size	Spoke Color	SKU#	
TC 125	14-21	Front	21"	Silver	616000	
	24		21"	Black	616001	
TE 125	14-16		21"			
TE 150	17-19		21"			
	24		21"			
TE 150i	21-22		21"			
FC 250	16-24		21"			
	14		21"			
FE 250	14-21		21"			
TC 250	14-22		21"			
TE 250	14-18		21"			
TE 250i	18-22		21"			
	24		21"			
TE 300	16-18		21"			
TE 300i	19-20		21"			
	22		21"			
TX 300	17-19		21"			
TX 300i	20-22		21"			
	24		21"			
FC 350	14-18		21"			
	20-23		21"			
FE 350	14-23		21"			
FE 350S	15-16		21"			
	20-21		21"			
	24		21"			
FX 350	17-20		21"			
	22		21"			
	24		21"			
FC 450	14-16		21"			
	18-24		21"			
FE 450	16-19		21"			
	24		21"			
FS 450	17-18		21"			
	24		21"			
FX 450	17-20		21"			
FE 501	14-23		21"			
FE 501S	16		21"			
	19-21		21"			
	24		21"			



MXCHAMP Replacement Spokes Kit					
Model	Year	Position	Size	Spoke Color	SKU#
TC 125	14-21	Rear	19"	Silver	616006
	24		19"	Black	616007
TE 125	14-16		19"		
TE 150	17-19		19"		
	24		19"		
TE 150i	21-22		19"		
FC 250	16-24		19"		
	14		19"		
FE 250	14-21		19"		
TC 250	14-22		19"		
TE 250	14-18		19"		
TE 250i	18-22		19"		
	24		19"		
TE 300	16-18		19"		
TE 300i	19-20		19"		
	22		19"		
TX 300	17-19		19"		
TX 300i	20-22		19"		
	24		19"		
FC 350	14-18		19"		
	20-23		19"		
FE 350	14-23		19"		
FE 350S	15-16		19"		
	20-21		19"		
	24		19"		
FX 350	17-20		19"		
	22		19"		
	24		19"		
FC 450	14-16		19"		
	18-24		19"		
FE 450	16-19		19"		
	24		19"		
FS 450	17-18		19"		
	24		19"		
FX 450	17-20		19"		
FE 501	14-23		19"		
FE 501S	16		19"		
	19-21		19"		
	24		19"		

MXCHAMP Replacement Spokes Kit					
Model	Year	Position	Size	Spoke Color	SKU#
TC 125	14-21	Rear	18"	Silver	616008
	24		18"	Black	616009
TE 125	14-16		18"		
TE 150	17-19		18"		
	24		18"		
TE 150i	21-22		18"		
FC 250	16-24		18"		
	14		18"		
FE 250	14-21		18"		
TC 250	14-22		18"		
TE 250	14-18		18"		
TE 250i	18-22		18"		
	24		18"		
TE 300	16-18		18"		
TE 300i	19-20		18"		
	22		18"		
TX 300	17-19		18"		
TX 300i	20-22		18"		
	24		18"		
FC 350	14-18		18"		
	20-23		18"		
FE 350	14-23		18"		
FE 350S	15-16		18"		
	20-21		18"		
	24		18"		
FX 350	17-20		18"		
	22		18"		
	24		18"		
FC 450	14-16		18"		
	18-24		18"		
FE 450	16-19		18"		
	24		18"		
FS 450	17-18		18"		
	24		18"		
FX 450	17-20		18"		
FE 501	14-23		18"		
FE 501S	16		18"		
	19-21		18"		
	24		18"		

- Wheels
- Rims
- Hubs
- Spokes & Nipples Kit
- Wheel Replacement Parts
- Wheel Truing Stand

- Wheels
- Rims
- Hubs
- Spokes & Nipples Kit
- Wheel Replacement Parts
- Wheel Truing Stand



MXCHAMP Replacement Spokes Kit						
Model	Year	Position	Size	Spoke Color	SKU#	
YZ 125	02-23	Front	21"	Silver	614000	
YZ 125X	20-23		21"	Black	614001	
WR 226F	01-02		21"			
WR 250FX	19		21"			
YZ 250F	02-24		21"			
YZ 250	02-23		21"			
YZ 250FX	15-23		21"			
YZ 250X	16-23		21"			
WR 250F	05-24		21"			
WR 400F	99-00		21"			
WR 426F	02		21"			
YZ 426F	02		21"			
YZ 450F	05-18		21"			
WR 450F	05-23		21"			
YZ 450FX	16-23		21"			
WR 450F	08-23		21"			
YZ 450F	03-23		21"			
YZ 125	02-23	Rear	19"	Silver	614006	
YZ 125X	20-23		19"	Black	614007	
WR 226F	01-02		19"			
WR 250FX	19		19"			
YZ 250F	02-24		19"			
YZ 250	02-23		19"			
YZ 250FX	15-23		19"			
YZ 250X	16-23		19"			
WR 250F	05-24		19"			
WR 400F	99-00		19"			
WR 426F	02		19"			
YZ 426F	02		19"			
YZ 450F	05-18		19"			
WR 450F	05-23		19"			
YZ 450FX	16-23		19"			
WR 450F	08-23		19"			
YZ 450F	03-23		19"			
YZ 125	02-23	Rear	18"	Silver	614008	
YZ 125X	20-23		18"	Black	614009	
WR 226F	01-02		18"			
WR 250FX	19		18"			
YZ 250F	02-23		18"			
YZ 250	02-23		18"			
YZ 250FX	15-23		18"			
YZ 250X	16-23		18"			
WR 250F	05-23		18"			
WR 400F	99-00		18"			
WR 426F	02		18"			
YZ 426F	02		18"			
YZ 450F	05-18		18"			
WR 450F	05-23		18"			
YZ 450FX	16-23		18"			
WR 450F	08-23		18"			
YZ 450F	03-23		18"			



MXCHAMP Replacement Spokes Kit						
Model	Year	Position	Size	Spoke Color	SKU#	
RM-Z 250	07-21	Front	21"	Silver	615000	
RM-Z 450	05-21		21"	Black	615001	
RM-Z 250	07-21	Rear	19"	Silver	615006	
RM-Z 450	05-21		19"	Black	615007	
RM-Z 250	07-21	Rear	18"	Silver	615008	
RM-Z 450	05-21		18"	Black	615009	



MXCHAMP Replacement Spokes Kit						
Model	Year	Position	Size	Spoke Color	SKU#	
MC 125	21-24	Front	21"	Silver	617000	
MC 250	20-24		21"	Black	617001	
MC 250F	21-24		21"			
MC 350F	21-24		21"			
MC 450F	21-24		21"			
EC 250F	24		21"			
EC 250	21-24		21"			
EC 300	21-24		21"			
EC 450F	21-24		21"			
EX 250	21-24		21"			
EX 250F	21-24		21"			
EX 300	21-24		21"			
EX 350F	21-24		21"			
EX 450F	21-24		21"			
MC 125	21-24	Rear	19"	Silver	617006	
MC 250	20-24		19"	Black	617007	
MC 250F	21-24		19"			
MC 350F	21-24		19"			
MC 450F	21-24		19"			
EC 250F	24		19"			
EC 250	21-24		19"			
EC 300	21-24		19"			
EC 450F	21-24		19"			
EX 250	21-24		19"			
EX 250F	21-24		19"			
EX 300	21-24		19"			
EX 350F	21-24		19"			
EX 450F	21-24		19"			
MC 125	21-24	Rear	18"	Silver	617008	
MC 250	20-24		18"	Black	617009	
MC 250F	21-24		18"			
MC 350F	21-24		18"			
MC 450F	21-24		18"			
EC 250F	24		18"			
EC 250	21-24		18"			
EC 300	21-24		18"			
EC 450F	21-24		18"			
EX 250	21-24		18"			
EX 250F	21-24		18"			
EX 300	21-24		18"			
EX 350F	21-24		18"			
EX 450F	21-24		18"			

MXCHAMP Series Replacement Nipples Kit

Nipple Colors	Thread Size	Nipples	Position	SKU#	Application for
Silver	9g	36	Front	621000	All Dirty Bike Front Wheels
Black	9g	36		621001	All Dirty Bike Front Wheels
Gold	9g	36		621002	All Dirty Bike Front Wheels
Red	9g	36		621003	All Dirty Bike Front Wheels
Blue	9g	36		621004	All Dirty Bike Front Wheels
Green	9g	36		621005	All Dirty Bike Front Wheels
Mag	9g	36		621006	All Dirty Bike Front Wheels
Purple	9g	36		621007	All Dirty Bike Front Wheels
Silver	8g	36	Rear	621008	All Dirty Bike Rear Wheels
Black	8g	36		621009	All Dirty Bike Rear Wheels
Gold	8g	36		621010	All Dirty Bike Rear Wheels
Red	8g	36		621011	All Dirty Bike Rear Wheels
Blue	8g	36		621012	All Dirty Bike Rear Wheels
Orange	8g	36		621013	All Dirty Bike Rear Wheels
Green	8g	36		621014	All Dirty Bike Rear Wheels
Lake Blue	8g	36		621015	All Dirty Bike Rear Wheels
Mag	8g	36		621016	All Dirty Bike Rear Wheels
Purple	8g	36		621017	All Dirty Bike Rear Wheels



- Wheels
- Rims
- Hubs
- Spokes & Nipples Kit
- Wheel Replacement Parts
- Wheel Truing Stand



- Wheels
- Rims
- Hubs
- Spokes & Nipples Kit
- Wheel Replacement Parts
- Wheel Truing Stand



MXCHAMP Replacement Wheel Parts

Model	Year	Position	Axle	SKU		
				Spacer Kit	Axle Tube	Bearings & Seals Kit
CR 125R	02-07	Front	20mm	681002	681000	681001
CR 250R	02-07			681002	681000	681001
CRF 250R	04-23			681002	681000	681001
CRF 250RX	19-23			681002	681000	681001
CRF 450R WE	20-22			681002	681000	681001
CRF 450X	19-23			681002	681000	681001
CRF 450R	02-23			681002	681000	681001
CRF 450RX	17-23			681002	681000	681001
CRF 450L	19-23			681002	681000	681001
CR 125R	02-13	Rear	25mm	681002	681000	681001
CR 250R	02-13			681007	681004	681006
CRF 250X	02-17			681007	681004	681006
CRF 450X	02-17			681007	681004	681006
CRF 250R	02-13			681007	681004	681006
CRF 450R	02-12			681007	681004	681006
CRF 250R	14-23	Rear	25mm	681007	681004	681006
CRF 450R	13-23			681008	681005	681006
CRF 450X	19-23			681008	681005	681006
CRF 450RX	17-23			681008	681005	681006
CRF 450L	19-23			681008	681005	681006



MXCHAMP Replacement Wheel Parts

Model	Year	Position	Axle	SKU		
				Spacer Kit	Axle Tube	Bearings & Seals Kit
WR 250F	20-24	Front	22mm	684002	684000	684005
YZ 250F	14-24		22mm	684002	684000	684005
YZ 250FX	16-23		22mm	684002	684000	684005
YZ 450F	14-23		22mm	684002	684000	684005
YZ 450FX	16-23		22mm	684002	684000	684005
WR 450F	19-23		22mm	684002	684000	684005
YZ 125	02-23	Front	20mm	684003	684000	684005
YZ 125X	20-23		20mm	684003	684000	684005
WR 250F	05-18		20mm	684003	684000	684005
YZ 250	02-23		20mm	684003	684000	684005
YZ 250F	02-13		20mm	684003	684000	684005
YZ 250X	16-22		20mm	684003	684000	684005
WR 426F	02		20mm	684003	684000	684005
YZ 426F	02		20mm	684003	684000	684005
WR 450F	05-18		20mm	684003	684000	684005
YZ 450F	03-13		20mm	684003	684000	684005
YZ 250F	19-24	Rear	25mm	684008	684001	684006
YZ 450F	19-23		25mm	684008	684001	684006
YZ 125	05-23	Rear	22mm	684004	684001	684006
YZ 125X	20-23		22mm	684004	684001	684006
WR 226F	01-02		22mm	684004	684001	684006
WR 250FX	19		22mm	684004	684001	684006
YZ 250F	05-18		22mm	684004	684001	684006
YZ 250	05-23		22mm	684004	684001	684006
YZ 250FX	15-23		22mm	684004	684001	684006
YZ 250X	16-23		22mm	684004	684001	684006
WR 250F	05-24		22mm	684004	684001	684006
WR 400F	99-00		22mm	684004	684001	684006
YZ 450F	05-18		22mm	684004	684001	684006
WR 450F	05-23		22mm	684004	684001	684006
YZ 450FX	16-23		22mm	684004	684001	684006
YZ 450FX	16-23		22mm	684004	684001	684006



MXCHAMP Replacement Wheel Parts

Model	Year	Position	Axle	SKU		
				Spacer Kit	Axle Tube	Bearings & Seals Kit
MC 125	21-24	Front	22mm	687002	687000	687004
MC 250	20-24			687002	687000	687004
MC 250F	21-24			687002	687000	687004
MC 350F	21-24			687002	687000	687004
MC 450F	21-24			687002	687000	687004
EC 250F	24			687002	687000	687004
EC 250	21-24			687002	687000	687004
EC 300	21-24			687002	687000	687004
EC 450F	21-24			687002	687000	687004
EX 250	21-24			687002	687000	687004
EX 250F	21-24			687002	687000	687004
EX 300	21-24			687002	687000	687004
EX 350F	21-24			687002	687000	687004
EX 450F	21-24			687002	687000	687004
MC 125	21-24	Rear	25mm	687003	687001	687005
MC 250	20-24			687003	687001	687005
MC 250F	21-24			687003	687001	687005
MC 350F	21-24			687003	687001	687005
MC 450F	21-24			687003	687001	687005
EC 250F	24			687003	687001	687005
EC 250	21-24			687003	687001	687005
EC 300	21-24			687003	687001	687005
EC 450F	21-24			687003	687001	687005
EX 250	21-24			687003	687001	687005
EX 250F	21-24			687003	687001	687005
EX 300	21-24			687003	687001	687005
EX 350F	21-24			687003	687001	687005
EX 450F	21-24			687003	687001	687005

- Wheels
- Rims
- Hubs
- Spokes & Nipples Kit
- Wheel Replacement Parts
- Wheel Truing Stand

Wheels

Rims

Hubs

 Spokes
& Nipples Kit

 Wheel
Replacement Parts

 Wheel Truing
Stand


MXCHAMP Replacement Wheel Parts

Model	Year	Position	Axle	SKU		
				Spacer Kit	Axle Tube	Bearings & Seals Kit
KX250	22-24	Front	22mm	683004	683000	683002
KX 250F	21-23			683004	683000	683002
KX 250X	21-24			683004	683000	683002
KX 250XC	21			683004	683000	683002
KX 450	20			683004	683000	683002
	22			683004	683000	683002
KX 450F	19-23			683004	683000	683002
KX 450X	21-23			683004	683000	683002
KX 125	93-05	Front	20mm	683005	683000	683002
KX 250	93-07			683005	683000	683002
	20			683005	683000	683002
KX 250F	06-20			683005	683000	683002
KLX 450R	08-09			683005	683000	683002
	18-19			683005	683000	683002
KX 450F	06-18			683005	683000	683002
KX 500	94-04			683005	683000	683002
KX 125	93-08	Rear	25mm	683006	683001	683003
KX 250	93-08			683006	683001	683003
	22-24			683006	683001	683003
KX 250X	21-24			683006	683001	683003
KX 250XC	21			683006	683001	683003
KX 250F	04-23			683006	683001	683003
KLX 450R	08-09			683006	683001	683003
	18-19			683006	683001	683003
KX 450	20			683006	683001	683003
KX 450F	06-23			683006	683001	683003
KX 450X	21			683006	683001	683003
KX 500	94-04			683006	683001	683003



MXCHAMP Replacement Wheel Parts

Model	Year	Position	Axle	SKU		
				Spacer Kit	Axle Tube	Bearings & Seals Kit
RM-Z 250	07-23	Front	22mm	685002	685000	685004
RM-Z 450	05-23		22mm	685002	685000	685004
RM-Z 250	07-23	Rear	25mm	685003	685001	685005
RM-Z 450	05-23		25mm	685003	685001	685005



MXCHAMP Replacement Wheel Parts

Model	Year	Position	Axle	SKU		
				Spacer Kit	Axle Tube	Bearings & Seals Kit
125 SX	15-24	Front	22mm	682005	682001	682003
125 XC	21-24			682005	682001	682003
150 SX	15-22			682005	682001	682003
150 XCW	17-19			682005	682001	682003
	23-24			682005	682001	682003
200 XCW	16			682005	682001	682003
250 EXCF	17-19			682005	682001	682003
250 SXF	15-23			682005	682001	682003
250 XC	18-19			682005	682001	682003
250 XCF	15-24			682005	682001	682003
250 XCFW	16			682005	682001	682003
250 XCW	16-18			682005	682001	682003
	23-24			682005	682001	682003
300 SX	24			682005	682001	682003
300 XC	17-19			682005	682001	682003
	23-24			682005	682001	682003
300 XC TPI	20-22			682005	682001	682003
300 EXCF	16-20			682005	682001	682003
300 XCW	16-18			682005	682001	682003
	22-24			682005	682001	682003
350 EXCF	16-24			682005	682001	682003
350 XCF	15-24			682005	682001	682003
350 XCFW	16			682005	682001	682003
	21			682005	682001	682003
350 SXF	15-22			682005	682001	682003
450 SXF	15-24			682005	682001	682003
450 EXCF	20			682005	682001	682003
450 XCW	16			682005	682001	682003
500 EXC	16			682005	682001	682003
500 EXCF	17-18			682005	682001	682003
500 EXCF	20			682005	682001	682003
500 XCFW	21			682005	682001	682003
500 XCW	16			682005	682001	682003
125 EXC	03-05	Front	26mm	682004	682000	682002
125 SX	03-14			682004	682000	682002
125 SXS	02-05			682004	682000	682002
144 SX	07-08			682004	682000	682002
150 SX	09-14			682004	682000	682002
150 XC	10-14			682004	682000	682002
200 EXC	03-05			682004	682000	682002
200 MXC	03			682004	682000	682002
200 XCW	06-15			682004	682000	682002
250 XCF	07-09			682004	682000	682002
	11-14			682004	682000	682002
250 SX	03-14			682004	682000	682002
250 EXC	03-05			682004	682000	682002
250 SXF	05-14			682004	682000	682002
250 XCFW	07-09			682004	682000	682002
	11-12			682004	682000	682002
	14-15			682004	682000	682002
250 XCW	06-15			682004	682000	682002
250 XC	06-14			682004	682000	682002
300 XCW	06-15			682004	682000	682002
300 EXC	03-05			682004	682000	682002
300 XC	06-14			682004	682000	682002
350 EXCF	12-15			682004	682000	682002
350 SXF	11-14			682004	682000	682002
350 XCF	12-14			682004	682000	682002
350 XCFW	12-15			682004	682000	682002
450 EXC	07			682004	682000	682002
	11			682004	682000	682002
450 SX	06			682004	682000	682002
450 SXF	07-14			682004	682000	682002
450 XC	07			682004	682000	682002
450 XCF	08-09			682004	682000	682002
	13-14			682004	682000	682002
450 XCW	07			682004	682000	682002
	09			682004	682000	682002
	11-15			682004	682000	682002
500 EXC/XCW	12-15			682004	682000	682002
505 SXF	07-08			682004	682000	682002
505 XCF	08-09			682004	682000	682002

Wheels

Rims

Hubs

Spokes & Nipples Kit

Wheel Replacement Parts

Wheel Truing Stand



Wheels
Rims
Hubs
Spokes & Nipples Kit
Wheel Replacement Parts
Wheel Truing Stand

MXCHAMP Replacement Wheel Parts							
Model	Year	Position	Axle	SKU			
				Spacer Kit	Axle Tube	Bearings & Seals Kit	
125 SX	23-24	Rear	22mm	682010	682006	682007	
125 XC	23-24			682010	682006	682007	
150 XCW	24			682010	682006	682007	
250 XCW	24			682010	682006	682007	
250 SXF	23-24			682010	682006	682007	
250 XCF	23-24			682010	682006	682007	
300 XCW	24			682010	682006	682007	
300 XC	23-24			682010	682006	682007	
300 SX	24			682010	682006	682007	
350 XCF	23-24			682010	682006	682007	
350 SXF	23			682010	682006	682007	
350 XCF	23			682010	682006	682007	
450 SXF	24			682010	682006	682007	
450 XCF	23-24			682010	682006	682007	
125 SX	13-22	Rear	25mm	682008	682006	682007	
125 XC	21-22			682008	682006	682007	
150 XC	13-23			682008	682006	682007	
150 XCW	17-20			682008	682006	682007	
200 XCW	16			682008	682006	682007	
250 EXCF	17-19			682008	682006	682007	
250 SX	13-22			682008	682006	682007	
250 SXF	13-22			682008	682006	682007	
250 XC	13-14			682008	682006	682007	
	18-19			682008	682006	682007	
	08			682008	682006	682007	
250 XC TPI	20-22			682008	682006	682007	
250 XCF	13-22			682008	682006	682007	
250 XCFW	16			682008	682006	682007	
250 XCW TPI	20-22			682008	682006	682007	
250 XCW	16-22			682008	682006	682007	
300 XC	12-14			682008	682006	682007	
	17-19			682008	682006	682007	
300 XCW	16-20			682008	682006	682007	
350 SXF	13-22			682008	682006	682007	
350 EXCF	16-20			682008	682006	682007	
350 XCF	13-22			682008	682006	682007	
350 XCFW	16			682008	682006	682007	
	21			682008	682006	682007	
450 SXF	13-22			682008	682006	682007	
450 EXCF	20			682008	682006	682007	
450 XCF	13-22			682008	682006	682007	
450 XCW	16			682008	682006	682007	
500 EXC	16			682008	682006	682007	
500 EXCF	17-18			682008	682006	682007	
	20			682008	682006	682007	
500 XCFW	21			682008	682006	682007	
500 XCW	16			682008	682006	682007	



MXCHAMP Replacement Wheel Parts

Model	Year	Position	Axle	SKU		
				Spacer Kit	Axle Tube	Bearings & Seals Kit
125 SX	00-12	Rear	20mm	682009	682006	682007
125 EXC	00-05		20mm	682009	682006	682007
144 SX	07-08		20mm	682009	682006	682007
150 SX	09-12		20mm	682009	682006	682007
150 XC	10-12		20mm	682009	682006	682007
150 XCW	17-18		20mm	682009	682006	682007
	20		20mm	682009	682006	682007
200 EXC	00-05		20mm	682009	682006	682007
200 SX	00-04		20mm	682009	682006	682007
200 XC	06-09		20mm	682009	682006	682007
200 XCW	06-16		20mm	682009	682006	682007
250 SX	00-12		20mm	682009	682006	682007
250 XCF	07-09		20mm	682009	682006	682007
	12		20mm	682009	682006	682007
250 EXC	00-04		20mm	682009	682006	682007
250 EXCF	17-19		20mm	682009	682006	682007
250 SXF	11-12		20mm	682009	682006	682007
250 XC	06-12		20mm	682009	682006	682007
250 XCW	06-21		20mm	682009	682006	682007
250 XCFW	07-09		20mm	682009	682006	682007
	11-12		20mm	682009	682006	682007
	14-16		20mm	682009	682006	682007
300 EXC	00-04		20mm	682009	682006	682007
300 XCW	06-20		20mm	682009	682006	682007
300 SX	00-02		20mm	682009	682006	682007
300 XC	06-12		20mm	682009	682006	682007
350 EXCF	12-20		20mm	682009	682006	682007
350 SXF	11-12		20mm	682009	682006	682007
350 XCF	12		20mm	682009	682006	682007
350 XCFW	12-16		20mm	682009	682006	682007
	21		20mm	682009	682006	682007
380 EXC	00-02		20mm	682009	682006	682007
380 SX	00-02		20mm	682009	682006	682007
400 EXC	00-03		20mm	682009	682006	682007
	05		20mm	682009	682006	682007
400 XCW	07		20mm	682009	682006	682007
	09-10		20mm	682009	682006	682007
450 EXC	07		20mm	682009	682006	682007
	11		20mm	682009	682006	682007
400 EXCF	20		20mm	682009	682006	682007
450 SX	06		20mm	682009	682006	682007
450 SXF	07-12		20mm	682009	682006	682007
450 XC	07		20mm	682009	682006	682007
450 XCF	08-09		20mm	682009	682006	682007
450 XCW	09-16		20mm	682009	682006	682007
500 EXC	12-16		20mm	682009	682006	682007
500 EXCF	17-18		20mm	682009	682006	682007
	20		20mm	682009	682006	682007
500 XCFW	21		20mm	682009	682006	682007
500 XCW	12-16		20mm	682009	682006	682007

Wheels

Rims

Hubs

Spokes & Nipples Kit

Wheel Replacement Parts

Wheel Truing Stand



- Wheels
- Rims
- Hubs
- Spokes & Nipples Kit
- Wheel Replacement Parts
- Wheel Truing Stand

MXCHAMP Replacement Wheel Parts						
Model	Year	Position	Axle	SKU		
				Spacer Kit	Axle Tube	Bearings & Seals Kit
TC 125	15-21	Front	22mm	686005	686001	686003
	24			686005	686001	686003
TE 125	16			686005	686001	686003
TE 150	17-19			686005	686001	686003
TE 150i	21-22			686005	686001	686003
FC 250	16-24			686005	686001	686003
FE 250	16-21			686005	686001	686003
TC 250	15-22			686005	686001	686003
	24			686005	686001	686003
TE 150	24			686005	686001	686003
TE 250	16-18			686005	686001	686003
TE 250i	18-22			686005	686001	686003
	24			686005	686001	686003
TE 300	16-18			686005	686001	686003
TE 300i	19-20			686005	686001	686003
	22			686005	686001	686003
	24			686005	686001	686003
TX 300	17-19			686005	686001	686003
TX 300i	20-22			686005	686001	686003
FC 350	15-18			686005	686001	686003
	20-23			686005	686001	686003
FE 350	16-23			686005	686001	686003
FX 350	17-20			686005	686001	686003
	22			686005	686001	686003
	24			686005	686001	686003
FE 350S	16			686005	686001	686003
	20-24			686005	686001	686003
FC 450	15-16			686005	686001	686003
	18-24			686005	686001	686003
FE 450	16-19			686005	686001	686003
	24			686005	686001	686003
FS 450	17-18			686005	686001	686003
	24			686005	686001	686003
FX 450	17-20			686005	686001	686003
FE 501	16-24			686005	686001	686003
FE 501S	16			686005	686001	686003
	20-21			686005	686001	686003
TC 125	14	Front	26mm	686004	686000	686002
TE 125	14-15			686004	686000	686002
FE 250	14-15			686004	686000	686002
TC 250	14-15			686004	686000	686002
TE 250	14-15			686004	686000	686002
FC 250	14			686004	686000	686002
FC 350	14			686004	686000	686002
FC 450	14			686004	686000	686002
FE 501	14-15			686004	686000	686002
FE 350	14-15			686004	686000	686002
FE 350S	15			686004	686000	686002
FE 501S	15			686004	686000	686002
	19-20			686004	686000	686002



- Wheels
- Rims
- Hubs
- Spokes & Nipples Kit
- Wheel Replacement Parts
- Wheel Truing Stand

MXCHAMP Replacement Wheel Parts						
Model	Year	Position	Axle	SKU		
				Spacer Kit	Axle Tube	Bearings & Seals Kit
TC 125	24	Rear	22mm	686010	686006	686007
TE 150	24			686010	686006	686007
TC 250	24			686010	686006	686007
TE 250i	24			686010	686006	686007
FC 250	23-24			686010	686006	686007
TX 300i	24			686010	686006	686007
FC 350	23			686010	686006	686007
FE 350S	24			686010	686006	686007
FX 350	24			686010	686006	686007
FC 450	23-24			686010	686006	686007
FE 450	24			686010	686006	686007
FE 501S	24			686010	686006	686007
FS 450	24			686010	686006	686007
FC 450	23			686010	686006	686007
TC 125	16-22	Rear	25mm	686008	686006	686007
FC 250	15-22			686008	686006	686007
TC 250	17-22			686008	686006	686007
TX 300	17-19			686008	686006	686007
TX 300i	20-22			686008	686006	686007
FC 350	16-18			686008	686006	686007
	20-22			686008	686006	686007
FX 350	17-22			686008	686006	686007
FC 450	15-16			686008	686006	686007
	18-22			686008	686006	686007
FS 450	17-20			686008	686006	686007
FX 450	17-20			686008	686006	686007
TC 125	14-15	Rear	20mm	686009	686006	686007
TE 125	15-16			686009	686006	686007
TE 150	17-19			686009	686006	686007
TE 150i	21			686009	686006	686007
FC 250	14			686009	686006	686007
FE 250	14-15			686009	686006	686007
TC 250	14-16			686009	686006	686007
TE 250	18-21			686009	686006	686007
TE 250i	18-21			686009	686006	686007
TE 300	14-18			686009	686006	686007
TE 300i	19-20			686009	686006	686007
FC 350	14-15			686009	686006	686007
FE 350	14-21			686009	686006	686007
FE 350S	15-16			686009	686006	686007
	20-21			686009	686006	686007
FC 450	14			686009	686006	686007
FE 450	16-19			686009	686006	686007
FE 501	14			686009	686006	686007
	16-21			686009	686006	686007
FE 501S	15-16			686009	686006	686007
	20-21			686009	686006	686007

- Wheels
- Rims
- Hubs
- Spokes & Nipples Kit
- Wheel Replacement Parts
- Wheel Truing Stand



- MXCHAMP Series Bolts Kit fit all Japanese and most European dirt bikes
- Package contains: 8,10 or 12pcs 10.8 grade front & rear brake rotor bolts
- Docromet finished to lasting longlifeOEM replacements
- MXCHAMP "Double Locked" sprocket bolt kit are designed to fit all Japanese and most European dirt bikes
- Package contains: 6pcs 10.8 grade sprocket bolts.
- Docromet finished to lasting longlife OEM replacements

MXCHAMP Series Bolts Kit				
SKU#	Thread Size		Brake Bolts Kit Head	Fit for
	Sprocket	Brake Rotor		
681009	M8X28	M6X15	Extra Hex	Honda All CRF/CR >125 cc Dirty Bike Front & Rear Wheel
682010	M8X28	M6X15	Extra Hex	KTM All Model >125cc D Dirty Bike Front & Rear Wheel
683007	M8X28	M6X15/M8X15	Inter/Extra Hex	Kawasaki All Model >125cc Dirty Bike Front & Rear Wheel
686010	M8X28	M6X15	Extra Hex	Husqvarna All Model >125cc D Dirty Bike Front & Rear Wheel
684008	M8X28	M6X15	Inter Hex	Yamaha YZ/YZF/WR/WRF >125cc Dirty Bike Front & Rear Wheel
685006	M8X28	M6X15/M8X15	Inter/Extra Hex	Suzuki All Model >125cc Dirty Bike Front & Rear Wheel
687006	M8X28	M6X15	Extra Hex	Gas All Model >250cc ,later 2020 Dirty Bike Front & Rear Wheel



MXCHAMP Spoke Wrench	
SKU#	680002

- MXCHAMP spoke wrench handle made by aluminum
- The head fits for all 6.3mm square body aluminum nipples



MXCHAMP Rubber Rim Strip	
SKU#	Size
680003	20"- 21"
680004	18"- 19"

- Wheels
- Rims
- Hubs
- Spokes & Nipples Kit
- Wheel Replacement Parts
- Wheel Truing Stand



MXCHAMP Wheel Truing Stand

SKU#	Size
699012	14"-21"



- MXCHAMP Portable Motorcycle Wheel Balancing and Digital Truing Stand is the stand to choose for personal or daily shop use. With functions and features needed to balance, lace up, and true a wheel, the balancer is an exceptional value and makes wheel maintenance a breeze
- Professional grade motorcycle wheel balancing and truing stand with digital gauges
- Portable stand features adjustable frame rails for differing wheel widths and works on all motorcycle wheel sizes up to 16"-21", axel 20-30mm(option from 14"-21"/16-30mm)
- Center shaft features wheel centering cones measuring 20mm tapering to 30mm (option from 16-30mm), which is critical when balancing wheels
- Frame made by aluminum , stand base features adjustable rubber feet.

