

# Vibes Only™

## **The Debbie Air Pulse Vibrator**

Instruction Manual

# Say hello to your little secret weapon...

Using the latest innovation in air pulse technology, Debbie mimics the feeling of the most mind-blowing oral sex you've ever had, controlled by the touch of a button.

Not only is she beautiful to look at, this compact and lightweight vibrator fits perfectly in the palm of your hand, and you can control your pleasure easily and steadily with the rose gold finger loop.

## Why you'll love the Debbie air pulse vibrator:

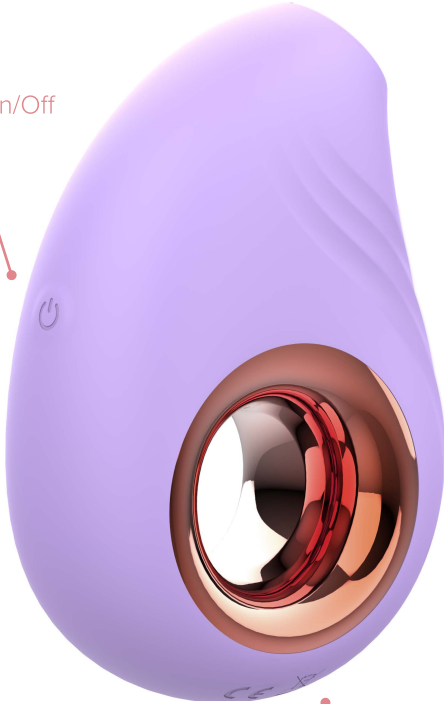
- Connects to the Vibes Only app
- Air pulsation technology to stimulate blood flow to the clitoris for intense climax
- Palm-sized for perfectly controlled pleasure
- 3 levels of clitoral stimulation
- 3 pulsation settings
- Magnetic charging
- Medical-grade silicone
- Water-resistant (do not fully submerge metal handle)



Connect with  
Bluetooth

**Air Pulse**

- Power On/Off
- Intensity



Never lose your  
grip with our  
finger loop design


# Hope you're ready, this vibe only gets better...

Connect to the Vibes Only app to unlock a whole new world of self-love where you'll handpick your own fantasy and become the main character. Your vibrator will work in tandem with the erotic reverie for a full-blown journey into orgasmic bliss.

And that's not all – get exclusive video content from the pros on sex, dating, pleasure, and more. We hope you'll learn, laugh, and love it.

## Get connected

Scan this code to download the Vibes Only app on your phone.



# Start vibing

This vibrator comes partially charged. To get it all the way up, charge before use.



On your device, hold down the power button for two seconds to turn on.

Your Bluetooth will be enabled when the device turns on. The light will flash to indicate it is discoverable.

The app will detect your device. Select it, and your vibrator is synced!



To adjust intensity and patterns manually:  
Click the buttons to enjoy various sensations.

# Power your vibrator

*Charging instructions*

*If your vibe is feeling a little lowkey, it may be time for a charge.*

Due to the unique design, each Vibes Only model charges slightly differently.

First, plug your USB cord into a standard charging block (high-power charging blocks may damage the battery).

Connect the magnetic charging points to the matching points on your vibrator. The light on your device will flash to indicate that it's charging.

When it is fully gassed up (approx. 2.5 hrs) the light will change to a steady glow.



Magnetic  
charging  
points

# Care for your vibe ...and it will love you back!

## *Care instructions*

We can't recommend using a water-based lubricant enough, such as Vibes Only Juiced Up. Avoid using a silicone-based lubricant as this could damage your vibrator. If you must use a silicone-based lubricant, perform a patch test first.

After every use, clean with warm water and antibacterial soap or toy cleaner. Dry thoroughly with a clean towel or air dry. Store in a cool, dry place and keep your vibrator away from toys made of other materials. Remember to charge periodically to maintain the battery life.

## **What not to do**

- Submerge the handle in water as this may damage your vibrator.
- Use with oil-based massage oils or lubricants as it may damage the silicone.
- Leave your vibrator in direct sunlight or ever expose it to extreme heat.



# Troubleshooting

*Your vibrator's light does not pulse when the charger is connected? This could be why:*

- Battery is fully charged (go off!)
- Battery is drained and will require several minutes to recognize that it is being charged.
- Charger is not properly connected. Check your charging block and charging cable.

*Your vibrator does not connect with your phone when the button is pressed?*

- Battery is drained and your device requires charging.
- Make sure you give Vibes Only permission to access Bluetooth in your phone settings.
- The Bluetooth on your phone is not enabled. Make sure to enable, or reset your phone if needed.
- You have exceeded the 10 seconds required for your vibrator to 'find' a device. Reset both your vibrator and your phone by turning off, waiting 30 seconds, then turning on. Now try again making sure your phone has fully restarted, with the Bluetooth switched on.

If you experience any other problems with your Vibes Only product or have any questions regarding operation, view the website for instructional videos at [www.vibesonly.com](http://www.vibesonly.com) or please contact: [help@vibesonly.com](mailto:help@vibesonly.com).

# What's your vibe?

*Discover more:*



@VibesOnly



vibesonly.com




Available on the  
App Store



GET IT ON  
Google Play





**vibesonly.com**

Size: 4.5" L x 2.7" W x 1.5" D

Finger Loop Width: 1" x 1"

Weight: 110g

Materials: Medical-grade silicone + high-quality ABS

Battery: Lithium-Ion

Charging Time: 2.5 hrs