

# RE~CYCLE ILLUSTRATED



MOTOR-  
CYCLE  
HISTORY



CAMARADERIE

JUDGING



ANTIQU  
MoTOrCYclE  
CluB



GOOD  
BEER

RESTORATION

SWAP



NATIONAL  
SHOW

ROAD  
RUNS




**Spring  
2022**

**Published  
Quarterly**



BAD  
JOKES

MEDIOCRE  
PIZZA





# AMCA® VIKING CHAPTER NEWSLETTER



## Spring 2022

### Club Officers

- PRESIDENT:** Ernest Owens Jr
- VICE-PRESIDENT:** Kerry Rasmussen
- DIRECTORS:**  
Rick Wyatt  
Ralph Smith  
Lance Ackerman  
William Peckels
- TREASURER:** Clint Lee
- SECRETARY:** Mark Jilk
- MEMBERSHIP:** Kathi Rimnac
- WEBSITE:** Gabe Welker
- DEPUTY JUDGE:** Roger Rimnac
- CLUB HISTORIAN:** Tom Jones
- NEWSLETTER:** Caleb Spooner

**Viking Chapter AMCA®**  
**P.O. Box 18304,**  
**Minneapolis, MN 55418**  
<http://www.vikingmc.org>

**New Members!**

The Viking Chapter welcomes the following new members:

Michael Dix

We look forward to riding with you!



## Contents

|   |   |
|---|---|
| <b>Officers</b> 2                                 | <b>Fun Stuff</b>                        |
| <b>Upcoming Club Events</b> 3                     | <b>Then &amp; Now</b> 10                |
| <b>2022 AMCA National Meets &amp; Road Runs</b> 4 | <b>-4 to 74 Degrees in Two Weeks</b> 11 |
| <b>The President's Minute</b> 5                   | <b>Bob Battin Obituary</b> 12           |
| <b>Holiday Party</b> 6                            | <b>Tips</b>                             |
| <b>March Meeting</b> 7                            | <b>Torque Wrench</b> 13                 |
| <b>Donnie Smith Show</b> 8                        | <b>Brake stuff</b> 14                   |
| <b>Feature - The Sno-mo-cycle!</b> 9              | <b>The Project Desk</b> 14              |
|   | <b>BOD Minutes</b> 19                   |
|   | <b>Humor</b> 20                         |
|   | <b>Want Ads</b> 21                      |
|   | <b>Friends of the Club</b> 25           |



# Upcoming Events



**Note:** Board of Directors (B.O.D) meetings are open to all members. When held at a chapter member's home, please notify the host ahead of time if not a board member.

**Wednesday April 13 - 7 pm  
BOD Meeting**

Davanni's  
5124 Gus Ln  
Edina MN 55436  
952-920-9090

**Wednesday April 20 - 7 pm  
AMCA General Meeting**

BMW Richfield  
401 W 77th St  
Richfield MN 55423  
612-404-3939

**Wednesday May 11 - 7 pm  
BOD Meeting**

Davanni's  
5124 Gus Ln  
Edina MN 55436  
952-920-9090

**Wednesday May 18 - 7 pm  
AMCA General Meeting**

St Paul Harley-Davidson  
2899 Hudson Rd  
St Paul MN 55128  
651-738-2168

**Wednesday June 1 - 7 pm  
BOD Meeting**

Davanni's  
5124 Gus Ln  
Edina MN 55436  
952-920-9090

**Friday - Saturday June 10 & 11  
Friday 8am - 8pm Saturday 8am - 6pm  
AMCA Viking Chapter National Meet**

MN State Fairgrounds, Progress Bldg  
1265 Snelling Ave N  
St Paul, MN 55108

**Sunday June 19 - 10am or so...  
Blind Lizard Rally**

Nicollet Island  
North End  
Intersection of Nicollet St & Maple Place

**Friday July 8 - Sunday July 10  
President's Ride and Campout**

Meeting place/time TBD  
Money Creek Campground  
18502 Co. Rd. 26, Houston MN 55943  
507-896-3544

**Wednesday July 13 - 7 pm  
BOD Meeting**

Davanni's  
5124 Gus Ln  
Edina MN 55436  
952-920-9090

**Wednesday July 20 - 7 pm  
Ice Cream Social/AMCA General Meeting**

Mpls Veterans Home  
5101 Minnehaha Ave S  
Mpls MN 55417

**Wednesday August 10 - 7 pm  
BOD Meeting**

Davanni's  
5124 Gus Ln  
Edina MN 55436  
952-920-9090

**Sunday Aug 21  
Viking Chapter Annual BBQ/General Meeting  
11am - 3pm**

Minnehaha Regional Park  
Wabun Picnic Shelter "C"  
4655 46th Ave S  
Mpls MN 55417  
Contact – Kathi Rimnac, motokat2@yahoo.com,  
(763) 234-3886  
Note: Wabun C is located above the Lock and Dam  
with free parking allowed on Sundays in the adjoining  
VA Home parking lot

**Wednesday Sept 14 - 7 pm  
BOD Meeting**

Davanni's  
5124 Gus Ln  
Edina MN 55436  
952-920-9090

**Sunday Sept 18  
Viking Chapter Fall Swap Meet**

MN State Fairgrounds  
1265 Snelling Ave N  
St Paul MN 55943  
651-636-5492

**Wednesday Sept 21 - 7 pm  
AMCA General Meeting**

St Paul Indian  
2967 Hudson Rd  
St Paul MN 55128  
651-228-7620





# 2022 AMCA National Meets & Road Runs



## **April 22-23**

Oley, PA  
Perkiomen Chapter National Meet

## **May 27-28**

Raalte, Netherlands  
European Chapter Meet

## **June 3-5**

Trumansburg, NY  
Empire Chapter National Meet

## **June 10-11**

St. Paul, MN  
Viking Chapter National Meet

## **June 17-18**

Dixon, CA  
Fort Sutter Chapter National Meet

## **June 24-25**

Harmony, NJ  
Colonial National Meet

## **July 15-17**

Wauseon, OH  
Wauseon National Meet

## **July 30-31**

Greenfield, MA  
Yankee Chapter National Meet

## **August 27-28**

Bulli, AUSTRALIA  
Australia Chapter Meet

## **September 6-8**

La Crosse, WI  
Driftless Chapter National Road Run

## **September 14-16**

Dickson, TN  
Music City Chapter National Road Run

# Antique Motorcycle



# Club of America®

## **September 19-21**

Republic, WA  
Evergreen Chapter National Road Run

## **September 26-28**

Lake Tahoe, CA  
Fort Sutter Chapter National Road Run

## **September 30-October 1**

Upperco, MD  
Chesapeake Chapter National Meet

## **October 14-16**

Denton, NC  
Southern National Meet

Visit [www.AntiqueMotorcycle.org](http://www.AntiqueMotorcycle.org) for links to each event and Event Details.



# The Antique President's Paradigm



Ernest Owens Jr.

Hope everyone has enjoyed the Donnie Smith show. Want to thank my friend and General Manager of the event Sue Stang for hosting us and giving such great accommodations. Hats off to Ralph and team for making our efforts seamless. We again have shown why we are a premier motorcycle club and hope we get more participation and membership from the event. Thanks all who displayed bikes and spent time doing the meet and greet with the community!

The team is working dutifully on the National Meet and we have been given a heads up that National will be here in force to enjoy our event. Our past local meetings have been full and engaging so please come to the next one. Amanda and Marty at Go Moto have truly been gracious in hosting us. We are having a great time sharing project info and how we are making it through these interesting times.

Keep an eye out on the Newsletter, Facebook, and website, Caleb and Gabe have been doing great work to keep us up to date!

Hope to see you soon!  
Ernie



**VIKING**  
OF THE **CHAPTER**  
ANTIQUA MOTORCYCLE  
CLUB OF AMERICA

**NATIONAL MEET**  
**JUNE 10 & 11, 2022**  
**ANTIQUA/VINTAGE SHOW**  
**& SWAP MEET**

**MN STATE FAIR GROUNDS'**  
**PROGRESS CENTER**  
1621 RANDALL AVE, FALCON HEIGHTS, MN 55108

**VENDOR SPOTS AVAIL. CALL TOM- (651) 636-5492**

QR CODE:

FULL EVENT DETAILS VISIT:  
**VIKINGMC.ORG**

FEATURING:  
(BUT NOT LIMITED TO)

**HARLEY DAVIDSON**  
**SHOVELHEAD**





# Club News

## Holiday Party 2022



Looks like the line at the Viagra Clinic



Had a good Holiday Party this year! The food drive (new this year) was a huge success! The silent auction brought some good dollars. The turnout was half that of previous years, but in light of Covid it was still enough to have a party. Any time we can eat food and talk about stuff, and then bring stuff home we don't need, it's a win!

Mmmph  
drumph  
russ?



Blummd  
Lerrrd.



Solving the world's problems isn't easy.



**Rider Award:**  
First Place—Mark Jilk  
Second Place—tie between  
Ralph Smith & Paul St John



Stan receiving his well-deserved **Lifetime Member Award**. Go Stan!







# Club News



## March General Meeting

Great turnout for the club meeting tonight at Go Moto!


Greg Meyers from Tools4Teens stopped by to talk about his mission to bring soap box racing to St Paul youth this summer. He is looking for volunteers, mentors and sponsors to help city kids find healthy activities and learn the joy and pride of using their hands and mind to create. And he's doing it by providing derby car kits they can build and race!

If you think you might be able to help, visit the T4T website at <https://www.tools4teens.org/>

National Meet planning is moving into high gear, give some thought to lending a hand - and stop by the new [VikingMC.org](http://VikingMC.org) website and see what's there.



Ron finally getting his Lifetime member award!








# Events



## 2022 Donnie Smith Show



Back at Donnie Smith this year thanks to Ernie! We had a large display area on the main floor. The table was in a kinda weird place but we made it work. Handed out lots of cards for the National Meet and chatted up anyone who would listen. The Hell's Codgers ride again!



| Member          | Year | Make      | Model        |
|-----------------|------|-----------|--------------|
| Dave Leveille   | 1973 | Honda     | CL350        |
| George Edwards  | 1938 | HD        | EL           |
| George Edwards  | 1952 | Vincent   | Black Shadow |
| Gary Kloss      | 1957 | HD        | Model K      |
| Lance Ackerman  | 1937 | Norton    | ES2          |
| Mike Blackburn  | 1951 | Aermacchi | Swan         |
| Dave Rademacher | 1950 | Velocette | MAC 350      |
| Dale Sopkowiak  | 1965 | Triumph   | Bonneville   |





## Feature



### From the Jackson County Pilot - The Sawyer's Sno-mo-cycle!

The first patent for a snowmobile was granted to Carl J. Elaison of Sayner, Wis., in 1927. Joseph-Armand Bombardier of Quebec, Canada, is considered the father of snowmobiles due to his persistence in conquering snow travel, which led him to begin manufacturing a snow-machine in 1942. It developed into the name Ski-Doo.

But in 1914 there were two ingenious brothers from Jackson, Frank A. and Howard Sawyer, who were definitely on to something when they put together their own version of a snowmobile. This was a good 14

years before the first patent and long before the birth of Ski-Doo.

The Sawyer's snowmobile was created by using an Excelsior twin motorcycle, a pile of lumber, some iron, a sewing machine and a lawn mower. They even went as far as to name it "Jackson" as indicated on the sign that covers the motorcycle's gas tank. Frank built the back end of the project while Howard reworked the front end. According to Frank, they had a great time with it that winter. It even made an appearance in a national motorcycle magazine in 1914. That next spring they changed it back to a motorcycle

and never pursued the project after that.

Howard died while serving in WWI from complications of influenza at Fort Snelling Hospital. He never married.

Frank married Sadie Cooke in 1917. They made their home on Sverdrup Avenue in Jackson, and he worked as a painter and decorator. He was 89 years old when he passed away in July 1974.

He is the grandfather of Leona Koppen and Carol Sohn, both of Jackson.



## Minnesota Memories



IN 1914 Frank A. Sawyer and his brother, Howard, constructed the first snowmobile in Jackson, MN. They made the machine from an Excelsior twin motorcycle, a pile of lumber, some iron, a sewing machine and a lawn mower. Wood was used to build a yoke type frame over the seat of the motorcycle. The back skis were off the ground but when two men sat on the machine the skis touched ground. The back wheel was kept for traction. All the controls on the handle bars of the motorcycle were moved to an area easily reached when sitting on the side. This photo was submitted by Leona Sawyer Koppen, Jackson, MN.

Koppen





# Fun Stuff



## Then and Now

I don't know if this is content you are looking for, but here goes...  
The year was 1989 and my best friend and I stopped at his folks house in Cooperstown, ND. on our way back from Glacier National Park. That's me holding up the FLT. We didn't wear helmets and my nose was so sunburned it bled. 25 years later found us with less hair, sun screened, and a little wiser.  
**Matt Schurman**







# Fun Stuff



## -4 to 74 Degrees in Two Weeks - by Mike Crane

I brought my '47 Chief to the annual Polar Devils vintage ice racing Feb 19th. After the offer of two aggressive 16" tires and a large box full of ice racing screws I really had no choice! There are 676 screws in each tire. The large tire didn't fit under the front fender so I carefully stored it for the racing. There were 12 bikes total, all Harleys from the same era as my bike. There were also about a dozen cars, mostly '28 - '35 Fords. The Polar Devils are a bunch of nice guys and they did a lot of work to make this event awesome for all of the competitors.



After 5 hours of tire wrestling and front fender replacement I was ready for a road trip with Sarah to Gulf Shores, AL with the bike on a trailer.

Both photos were taken on March 5th.

One is on the ferry ride from Ft Morgan to Dauphine Island, AL across the mouth of Mobile Bay.

The beach shot is from Biloxi, MS.

I put 800 trouble free miles on the bike in the south and rolled over 68,000 miles since I finished the bike at the end of the 2011 season.





## Robert Battin Obituary



**Battin, Robert Maurice, 87**

Died on November 15, 2021 in Minneapolis, Minnesota. Bob was born on December 6, 1933 to Maurice and Ella Battin and raised in Edina with his two sisters, Dorothy Jean Linne and Mary Jane Battin. After high school, Bob traveled to Britain and Northern Europe, where his love of motorcycles, bicycles and antique cars began. Subsequently, his tour of duty in the US Army took him to Germany as an Artillery Land Surveyor. Upon discharge, he returned to Minnesota where he graduated from the University of Minnesota with a degree in philosophy, anthropology and art, while working as an independent print maker with Malcolm Myers. Shortly thereafter, he returned to Germany to continue to hone his skills in printmaking as well as sculpture and jewelry making through a residence at the Cologne City School of Arts and Crafts. In 1968, Bob entered the MFA program at the U of M while teaching printmaking at Macalester College. He continued to teach printmaking, drawing, sculpture and lithography during the '70s and ultimately received his MFA while exhibiting his work throughout the Midwest and Germany. Bob was a self-described Anglophile, an eccentric and deeply curious person who loved teaching. He and his Remington typewriter were inseparable; he wrote letters to people he'd met throughout his travels and daily adventures and was a great friend and listener. Bob met Uta Schulze in Cologne Germany and they married in December of 1971 in Minneapolis. They built a jewelry business in the Twin Cities and shared a love for animals, art and classical music. She died in August 2014. Bob is survived by a circle of friends and nieces and nephews. A graveside memorial service will be at Fort Snelling in the spring of 2022. Until then, his favorite poem will sustain us: "When the evening sun is setting and your mind from cares is free, and of thousand friends you're thinking, won't you sometimes think of me?" Memorial contributions may be sent to the Malcolm H. Myers Graduate Fellowship in Bob's honor at the U of M: [z.umn.edu/Battin](https://z.umn.edu/Battin)

*Published on December 5, 2021*



Bob Battin was one of the original Charter members of the Viking Chapter, although he wanted to call the club the Dagmynoes. This was one of Bob's plays on words. A re-interpretation of the term mag-dyno - the ignition & charging system on the old British bikes that he loved. If it was old, racing, and especially British, Bob could talk for hours about it and with great authority. He never owned a TV. Rather his home was filled with classical music records, books and magazines—most of which he knew by heart. He was also known for his frugality. If you could get another few hundred miles out of a set of plugs with only a couple of hours work, why would you buy new ones? That was Bob. If you ever saw a older, quite slender guy at our June meet walking around with a beat up army surplus bag over his shoulder, a beret on his head covering a shock of white hair and smoking a pipe, that was Bob. He was one of the club's - and life's - true characters and all who knew him will and do miss him. God speed Bob.

Rick Wyatt





# Tips



## Torque Wrench Tips - Dick Randall

Most of us have a torque wrench that sees at least occasional use. The purpose of a torque wrench is to determine how much to tighten a fastener. Too tight and you'll probably break something. Too loose and it'll probably vibrate itself out. So you need to know how much is just right.

While my torque wrench is not often used on engine work, it is used at least a few times a year to check the torque of wheel lug nuts. I hope that you are checking the torque on your wheel lugs at least once a year. Spring, when the car comes out of storage, is a good time. If you are replacing wheels, it won't hurt to check them again after driving 50 miles or so.

Here are some tips and ideas from various sources on the care and use of a torque wrench. Most of the care ideas refer to the "click-type" wrench, because that is what I have. The methods of fastening and fastener use can be applied to the click-type or beam torque wrench.

### Preparing to use the torque wrench

- Select a wrench that reads the desired torque at 50% to 70% of the wrench's capacity. Using a wrench at the high or low end of capacity may result in less accurate readings.
- If the wrench has been sitting for a while, get its parts moving again before using it. One way to do this is to adjust the torque setting to the middle of its range (for example, about 60 ft-lb on a 120-ft-lb wrench). Next, put it on a fastener and make the wrench click five or six times at the 60-ft-lb setting. Finally, adjust it to the required torque for the job.
- Don't use nuts or bolts that have damaged threads.
- Run a tap into all threaded holes to clean the threads and run a die over the bolts. Debris in the hole or on the threads will give an inaccurate torque reading.
- Lubricants are generally used on threads and bolt heads to get more consistent readings; otherwise a higher twisting resistance is felt by the torque wrench.

### Using a torque wrench

- When using a wrench, keep the handle perpendicular to the shaft of the fastener so you're constantly pulling in a level plane. Do not pull up or push down on the wrench as you pull the handle.
- Always apply smooth, steady pressure to a torque wrench.
- Always torque fasteners in steps. When tightening down a part in preparation for final torque make sure to use the recommended sequence to get true torque readings. You must torque all fasteners at each tightening stage. The normal stages for fastening in steps are 50%, 75%, and 100%. Some applications specify more stages, so know those before you get started.
- Do not use a torque wrench for more than an hour without setting it to zero.

### Caring for your torque wrench

- Torque instruments should be stored in their original case and not in any location subject to high or low temperatures or high humidity.
- Clicker-style torque wrenches should always be turned down and stored at the torque wrench's lowest possible setting to relax the internal spring. If you compress the spring too long it experiences a "memory shift" and eventually will be inaccurate.
- The time to release the pressure on the spring is when you've made your last torque check. It's always good to "exercise" the torque wrench before putting it away. Move the torque setting through its full range of motion, and then set it back to zero.
- Periodically check calibration accuracy.

### Why torque wrenches don't work properly

- Highly used instruments will show more wear than those that are only used occasionally.
- Storing "clicker" style torque wrenches in any setting besides the lowest one will cause main spring wear and failure.
- Failure to properly have the tool cleaned and calibrated regularly.
- "Crow's feet" and other extensions added between the wrench head and fastener cause the wrench to understate torque, because they add leverage on the end where you are measuring torque.



# Tips

Mike Blackburn



### From Mike Blackburn:

Replacement brake pad on the K7 Honda (450) would not drop in. The pad should drop in and out easily. The slot for the roll pin needed to be introduced to Mr. Dremel. Once the slot was massaged the pad fell freely in place. Always coat the back and sides of the pad with brake grease... Not standard grease it will damage the piston "O" ring ! Thus helps prevent condensation (rust-sticking) and promotes smooth pad movement.



# The Project Desk

What are ya working on?



### From new member Michael Dix:

Recently retired so I figured I'd get involved. Always enjoyed any old bike . Just happen to have Harleys. Pictured, 66 FLH, 48 FL and my 29 J project. Also work on other peoples projects. Just revived a 76 Honda 750 that had been leaning against a garage outdoor since 2012. It needed major TLC but runs so good now!

Looking forward to meeting Viking Chapter Members

Have a good day, Mike







# The Project Desk



## What are ya working on?

From Rick Wyatt -

People are always asking me "what are you working on" and the answer for years has always involved someone else's bike. For a change this winter I've been working on one of my own. It's an old friend, so I thought I'd show a picture or two and tell you a little about it.

The bike in the picture is my 1956 Triumph TR6. I bought the bike in 1984 and tore it apart and put it back together over the fall and winter of 84-85. Summer of 85 I rode it to Sturgis with the club and again in 87. No problems, ran great, except for getting some early ethanol gas in Iowa and holeing a piston. Not the bikes fault. Rode the bike sporadically for a few more years when it started developing starting problems. I figured the issue was in the magneto and the bike got set aside till I had time to deal with it. Well, we all know how that goes. With working on other bikes and other peoples bikes it sat until the early 2000's. I decided to take it out and bring it back to Sturgis, so pulled the mag apart and with my best used parts put what I thought would be a serviceable mag back together. It worked fine till about a week before departure. Then it just gave up and refused to work. So back into storage again.

Fast forward to 2020 and I found out that fellow Viking member Mike Schultz was learning how to work on and fix Lucas magnetos. So out came the Triumph again and I pulled off the mag and handed it to him. I wasn't in a hurry, as I had plenty of work from other people to keep me busy. It wasn't all that long when Mike brought me back a nice shiney "WORKING" mag. So finally, this winter I'm back at the Triumph. Of course sitting all those years hasn't helped things, and along with the mag, the carb needed rebuilding. Both tires and tubes needed replacing. Fork gaiters and various other small parts needed replacing. The biggest challenge though is the fact that from the beginning, it's never had the right gas tank. The bike came with a 5 gallon gas tank. Right for the year, but wrong for the model. A TR6 should have a 4 gallon tank. This has proved a problem, as the tank was only used on TR5's and TR6's for a couple of years and the only one I've ever had offered to me was in terrible shape and exorbitantly priced.

But, fate steps in once in a while. About a year ago I bought a pile of old Triumph parts from fellow member Steve Dodan. Part of that pile was a gas tank that had suffered a supreme indignity, it had been sliced lengthwise. I stuck the tank in my parts stash and didn't give it much thought. Until about a month ago when I was looking at the TR6 parts book and something about the picture of the gas tank struck me as being very familiar. A quick dash to retrieve the tank confirmed that it was indeed the right tank for my old Triumph. Fortunately I have a friend who is an excellent bodyman and he has consented to "looking at" the tank with hopes of putting it back together. So that's where it stands now. I have a little more clean up to do before the front wheel and various covers go back on and then I will see how it runs after all this time. As for the tank, I'm holding out hope. There is always the old one, but I hate to put it back on now that I have the right one. I'll give you all an update when there is one and hopefully I'll have it at the fairgrounds in June - even if it doesn't have a tank by then.







# The Project Desk



What are ya working on?

**From Todd Berg -**

**Tiger Cub Projects**  
Currently have a '55 T20 & '56 T20 that I am in slow process of repairs and rebuilds on to run and operate. Will leave as patina survivor's as I feel it just adds character to the bike.



**Scored a 1977 Bonneville Silver Jubilee** garage find last fall (local). Non-running with locked brake's - repair as needed and to run and operate correctly, then detail & clean. One of a thousand imported in '77. Been more work than I thought it would be.







# The Project Desk



What are ya working on?

**More Todd Berg -**  
1969 TR25 Trophy  
Completed bike, but I do not run it, just  
a collector piece for me now.



Also completed and driven on an occasional  
basis - 1973 Tiger 750



All My Bikes!  
(Almost)





# The Project Desk



What are ya working on?

From George Edwards -

## My winter project.

The only new bike I've ever bought was a 1977 Harley XLCR Cafe Racer from Egeberg Cycle where I worked. They did not appeal to the usual Harley rider and were a poor seller. I recall they only sold three of them at a deep discount. (At least one was converted to a chopper). I bought the remaining one in 1978. This winter I heard of one for sale that had been sitting since 1991. It looked complete and original so I was hooked.

Then reality set in as it needed a lot. I drained what had once been gasoline and discovered a leak so it went out to Tank Renu for sealing and welding with instructions to keep the original paint. Then tires which were a problem since the Morris wheels had a strange bead base and the best replacement were Pirelli ones. I got the old Goodyear AT tires off but needed Marty at Go Moto to get them mounted and balanced. Then the four wheel bearings need to be replaced. I got three out with my HD factory bearing tool but the last one would not budge (I actually broke the tool). I then tried welding a bead on the race to shrink it but that didn't work either. A combination of machining and driver got it out. When I ordered the new bearings they were now Chinese made so I sourced a genuine Timken set from Dennis Kirk as well as wheel seals. The brake systems were another problem. I was able to rebuild both master cylinders and one caliper. I purchased the other two I needed at the winter swap meet and rebuilt them too. Although the chain and sprockets were serviceable I replaced them too since I was already there. The original carburetor was finally saved after repeated soakings in my original Hydro Seal carb solution (also somebody had "rebuilt" them before and need much corrections - I had spare carbs which helped for obsolete parts). While it was apart I removed and bead blasted most of the zinc plated fasteners and brackets and sent them out to Coop Plating for zinc and clear replating (a Best Buy for only \$79!).

Still to be done: tune up, fork seals, clutch and primary inspection, generator test and rebuild as needed and regulator test. Of course there will be surprises I'm sure.

A bike that's been sitting for over 30 years should be on the road this spring and I'll see if I feel the same as I did in 1978.

Later, George







# Meeting Minutes



## Viking Chapter BOD Meeting Minutes Month of: February 2022

### **Date: Wed Feb 9**

Location: Davanni's, Edina MN

Meeting called to order by Chapter President Ernest Owens Jr. at 7:08 pm

**Treasurer's Report:** Clint Lee reported a current balance of \$25,899 (plus proceeds from Holiday Party of \$599).

2021 taxes have been prepared and mailed. Chapter P.O. box has been paid (\$212).

**Membership:** Kathi Rimmnac reported 106 current renewed Viking Chapter members.

**Newsletter:** The Spring "Re-Cycle" newsletter is in the works.

**Judging:** Roger had a Zoom meeting with AMCA National member Keith Keizer regarding new judging rules for 2022 meets.

### **Old Business:**

#### **Jan 15 Holiday Party Recap:**

The 50/50 Raffle made \$76. Dues renewals were \$285. The Silent Auction brought in \$238. The Silent Auction for 2022 was taken over by Viking Chapter members Randy Smoyer (from Bob Hopf). Ken and Deb Kislinger assisted with the raffle and auction.

#### **March 26-27 Donny Smith Show:**

Ernie has secured our club a booth at the show. Caleb sent out an email to all members with the The Donny Smith Show flyer and a request to bring bikes to the show. Ralph has agreed to be the contact person.

### **New Business:**

#### **Viking Chapter Website:**

Gabe Welker has been working with member Doug Nelson to transfer the website to a new host domain. This project has been going well and is almost complete. A way still needs to be found to store old data from the website before enabling the new. Ernie suggested a Zoom meeting with Gabe and the Board agreed.

#### **Viking Chapter Insurance Liabilities – June Meet:**

This is an ongoing discussion as to the involvement of the local VJMC participation at our event. Ernie will arrange a Zoom meeting with VJMC leader John Noll and AMCA National to discuss insurance and coverage for our local Viking chapter meet.

#### **June 10-11 National AMCA 2022 Meet:**

Flyers and business cards are needed for hand out at Donny Smith Show.

Ralph's T-shirt design is in place, with t-shirts and pins needing to be ordered soon.

Vendors and swap are being handled by Tom Whittles. Judging and trophy order will be handled by Roger Rimmnac.

#### **Jul 8-10 President's Ride and Camp Out to Money Creek:**

Money Creek Haven has us on their event calendar; Clint will arrange down payment to be sent.

#### **Aug 21 Chapter Annual BBQ:**

Kathi has secured the Waubun C picnic pavilion at Minnehaha Falls for half day rental with timeslot 9 am – 3 pm.

### **Misc:**

Kerry suggested that we contribute to a "Soap Box Derby" event hosted by Greg Mayer; no decision made.

Suggestion to have Viking Chapter logo put on water bottles or other to promote club; no decision made.

Keys to the P. O. box – one set of keys are present; need to find out who has other set; Lance has agreed to check the mailbox on a regular basis.

Names need to be attached to various Chapter items; decision as follows: Bank/ Paypal Account – Clint Lee, Webmaster – Gabe Welker, Gmail Account – Kathi Rimmnac, P.O. Box – Lance Ackerman

### **Closing:**

Meeting ended at 8:50 pm

## Viking Chapter BOD Meeting Minutes Month of: March 2022

### **Date: 3-9-2022**

**Location:** Davanni's Edina

Meeting called to order by Kerri Rasmussen at 7:00pm

**Treasurer's Report:** \$26,517 in our account.

**Membership:** 111 paid AMCA/Viking members.

### **Old Business:**

- A follow up discussion with VJMC (Ernie will take care of)  
- We also brought up supplementing new viking memberships as a way of getting new members to sign up.  
- The issue of why we can't have other clubs participate in AMCA sponsored events. (the AMCA brand and insurance)

- 2022 National Meet

Banquet- we need to contact Gabe's restaurant & a speaker. (Keith Kizer or Ross?)

Rick will make more trophies & head up decorating the meet

Roger will look for judges

Kathi needs people for the membership and judging tables.

We need help on all the tables.

Gabe was looking into t shirts and pins

### **New Business:**

- Rick brought up taking a group ride to Elmers restaurant in Fountain city

- Bring Out Your Dead in Duluth is probable.

- Sponsoring tools for kids.

### **Events:**

- Ralph is leading the Donny Smith show and is getting contacts and Rick has a banner for the event.

We have cards to hand out. We bought 5000.

- Money Creek Presidents ride- Kathi will call

- Unofficially it was mentioned that we should go hang out at Diamonds coffee early Saturday mornings. (it's fun and you get to b.s. with a bunch of cool gear heads!)

### **Closing: Motioned/Seconded**

Meeting ended at 8:35 pm



# Humor



## BIKER HOTEL



THAT'S NOT A MOTORCYCLE

Why are you even wearing a helmet



HOW I WALK UP TO MY BIKE



WHEN A BUNCH OF PEOPLE ARE AROUND



Sh\*t Just Got Real





# Want Ads



### FOR SALE:

#### 1969 BSA A65F FIREBIRD SCRAMBLER

This motorcycle is stock except the Amal carbs have been replaced with 30mm JRC carbs. The paint is not original. The bike has not been restored. I have fixed or replaced various items on a as needed basis. (stator, tires, chain & sprockets etc) The bike has 13,750 miles on it and I ride it 750 to 1000 miles a year. I believe I am the second owner and to my knowledge the motor has never been opened up. It uses a little oil but does not leak. (yup doesn't leak) The bike starts easy and runs very good. I'm selling because it is getting harder for me to kick it over. (77 years old) The bike is located in Bemidji, MN. I would deliver to the metro area. Asking \$5,000.00 O.B.O.

Dave

Cell 218-556-5194 Home 218-759-2923

email [dcsovde@paulbunyan.net](mailto:dcsovde@paulbunyan.net)



**FOR SALE: 1978 Yamaha SR 500** This is a two owner bike with over 25 years ownership by the current owner. Only 6300 original miles. Very clean condition. Has multiple upgrades which include auxiliary oil line to exhaust valve, battery eliminator and titanium Supertrapp style exhaust from Omega Racer. Newer tires, chain and sprocket. Complete brake system overhaul two years ago. Starts first kick every time. Comes with a spare motor, frame and gas tank. This bike needs nothing but a new rider. Health issues forces sale of my beloved motorcycle. You will not be disappointed. \$2550 Marc Raffe St. Paul MN [marcraffe7@gmail.com](mailto:marcraffe7@gmail.com) 612-968-5572



**FOR SALE • '73 Triumph Daytona 500** non-running project. Valid title with collector plates, clean bike but I am over my head a bit in projects. \$3,800.00 invested - sell \$3,600.00  
Todd Berg @ 612-202-4695







# Want Ads



**FOR SALE: Goulding LS29 Sidecar 1930s vintage Rolling frame restored complete. Body needs completion, I have all parts and repro upholstery \$4,500.00 Kim 952-929-4961 (MN) Idealrefrig@comcast.net**

**WANTED: Looking for a Suzuki 1200 Madura. It needs to be in good to excellent shape. Complete or close to it. Minor work like carb cleaning etc. no problem. I would consider a 700 Madura as well. Please text me @ 952-292-1800. Thanks, Tim**

**WANTED: Info on any other Zundapp Bella scooter owners in the club or in the near area. Please give me a call. Thanks!! Dave Rademacher 763 755 8520 Dcrad@comcast.net**

**Hey you guys can you help me out? I'm looking for a 46-53 Indian Chief toolbox and a late 30's Indian face horn or horn face in poor condition to finish a project. Thanks!! Kerry 651-492-0735**

**WANTED: Altette horn, 6 volt, probably made by Lucas, for old British bike. I can send you a picture. keith51ply@gmail.com or call/text 612-532-1112**

**WANTED: old "Exide" or "Chloride" 6v battery, exterior about 4-1/2" wide, 3-3/4" deep and 6-1/2" tall to hollow out for modern battery. Thanks, Keith 612-532-1112**

**WANTED: Ducati Monster (600cc to 750cc) Prefer injected over carbs Prefer with lowering kit for shorter rider Prefer with original body work and signals Email okeeffedesign@yahoo.com or call 651-675-6560, 9am - 9pm MN**

**Wanted: parts for very early model Triumph Tiger Cub, pre'60, wheels & tin or ? Todd @ 612-202-4695**

**Wanted.. 1942 MN m/c lic plate.. nice enuf to have DMV approval and mount on my bike.. Contact .. Mike B motormike131@netzeronet thank you**

**WANTED: HRD/Vincent project bike, basket case, pile of parts or a single part, sheet metal, tools, books, etc. Please contact me about the items you have. Thanks, Tim. Email okeeffedesign@yahoo.com or call 651-675-6560, 9am - 9pm MN**

**Larin motorcycle jack This is not a lift table, it fits under the engine to lift the bike about 18". \$20 or best offer. marcraffe7@gmail.com 612-968-5572**

**Looking for a set of good used serviceable 1947 Indian Chief Tanks. They need not be pristine or NOS still in the package, just a pair that I can clean up and run as is. Contact Jim at cprncs@tbaytel.net with price and return contact information. Thanks. J.**

**Free – Back issues of Classic Bike and The Classic Motorcycle. Over 700 issues total. All issued bagged by year and boxed. Easy to transport but heavy. Would like them to go as one lot if possible. Contact Ron Spargo at [oldbikeguy44@gmail.com](mailto:oldbikeguy44@gmail.com) or call 952-443-2020**





## Want Ads



### Books for Sale

**Originally from Jack Crane's Collection**  
 Email [okeeffedesign@yahoo.com](mailto:okeeffedesign@yahoo.com) or call  
 651-675-6560, 9am - 9pm MN

1. Indian Four Motorcycles by Jerry Hatfield and Jeff Hackett  
 Out of Print, 128 pages, Color and B&W photos.  
 8.5 x 0.5 x 10.5 inches \$40.00

3. Classic British Bikes by Andrew Kemp and Mirco DeCet  
 Hard Cover Book \$ 17.00

4. The Illustrated Encyclopedia of Motorcycles: More Than 2,500 Marques- From 1894 edited by Erwin Tragatsch  
 Hard Cover Book 1984 edition \$ 15.00

57. Triumph (Classic Motorcycles) Don Morley  
 Paperback \$ 10.00

8. Triumph Motorcycles: Twins and Triples by Timothy Remus  
 Paperback \$ 20.00

9. Illustrated Triumph Motorcycle Buyer's Guide (Illustrated Buyer's Guide)  
 Paperback \$7.50

10. Illustrated BSA Buyers Guide by Roy Bacon  
 Paperback \$15.00

11. Classic British Motorcycles: The Cutting Edge - Road Bikes 1950-1972  
 Steve Wilson, Hardcover \$7.50

13. The Scrapbook Series I - Triumph Paperback  
 James Robinson  
 Paperback \$12.00

14. The Scrapbook Series I - BSA Paperback  
 James Robinson  
 Paperback \$ 10.00

15. Triumph Bonneville & Tr6 (Motorcycle Color History) by Timothy Remus  
 Paperback \$20.00

16. The Illustrated Motorcycle Legends: Yamaha by Roy Bacon  
 Paperback \$ 30.00

17. The Illustrated Motorcycle Legends: Triumph by Roy Bacon  
 Paperback \$ 8.50

18. The Illustrated Motorcycle Legends: BSA by Roy Bacon  
 Paperback \$ 20.00

19. The Motorcycle A Definitive History; A comprehensive chronicle of motorcycles throughout the world by John Carroll  
 Hardcover \$5.00

20. Original Triumph Bonneville, A restorer's guide to all models 1959-1983 by Gerard Kane  
 Hardcover \$ 40.00

22. The Ultimate Motorcycle book, by Hugo Wilson  
 Hardcover \$15.00

23. The World of Motorcycles; an illustrated encyclopedia  
 Hardcover \$

25. Triumph T140 Bonneville and Derivatives 1973-1988, by Roy Bacon  
 Hardcover \$ 7.50

26. Triumph, T90 & T100 Unit Twins; 1960-1974 by Roy Bacon  
 Hardcover \$ 10.00

27. Norton Commando, All Models, by Roy Bacon  
 Hardcover \$10.00

28. Norton Dominator Twins, 1949-1970, by Roy Bacon  
 Hardcover \$ 10.00

29. Norton Singles OHV & SV, 1931-1966  
 Hardcover \$10.00

30. BSA A50/A65 Twins All Models, 1962-1973 by Roy Bacon, Hardcover \$20.00

32. BSA Singles, Restoration by Roy Bacon  
 Softcover \$ 20.00

33. A-Z Guide to British Motorcycles from 1930 to the 1970's by Cyril Ayton  
 Hardcover \$7.50



# Want Ads



- 36. Norton Commando by Mick Duckworth  
Hardcover \$40.00
- 38. The Encyclopedia of the Motorcycle by Hugo Wilson  
Hardcover \$ 10.00
- 39. Velocette Motorcycles, MSS to Thruxton by Rod Burris  
Hardcover \$50.00
- 41. Triumph The Legend, by Mac McDiarmid  
Hardcover \$10.00
- 43. The Classic Motorcycle Encyclopedia of classic motorcycles by Richard Rosenthal \$ 40.00  
Hardcover
- 45. Cycleworld The total motorcycling manual by Mark Lindemann  
Softcover \$ 10.00
- 47. Osprey Collector's Library Norton Rotaries by Kris Perkins  
Hardcover \$ 40.00
- 48. Triumph Twins and Triples ...350, 500, 650,750 & Trident by Roy Bacon Hardcover \$ 10.00



## Magazines

Classic Bike  
\$20 per year of 12 issues  
1998 - 2014 (17 years) complete sets of 12 per year  
Plus 1997 August - Dec. 5 issues & Various 1992, 93, 94 various issues

The Antique Motorcycle  
\$10 per year  
2003 - 2016 Complete sets

The Classic Motorcycle (263)  
\$20 per year of 12 issues  
1998-2018 complete sets of 12 per year  
Plus 11 issues from 1985-1997

Real Classic  
\$20 per year of 12 issues  
2008 Oct, Nov, Dec  
2009 complete set of 12 per year  
2012-2017 complete sets of 12 per year  
Plus Jan-Oct, 2018

Classic Bike Guide  
\$20 per year of 12 issues  
2001 - 20016, 2018 complete sets of 12 per year  
2017 set has Jan-June

Walnecks Cycle Trader  
Ask for details

The Motorcycle Collector  
Ask for details

**Originally from Jack Crane's Collection**  
Email [okeeffedesign@yahoo.com](mailto:okeeffedesign@yahoo.com) or call  
651-675-6560, 9am - 9pm MN

## VIKING OF THE CHAPTER ANTIQUA MOTORCYCLE CLUB OF AMERICA



Scan for all club events  
and membership info.



### SAVE THE DATES

**JUNE**  
**10-11**  
8:00 AM  
**AMCA  
NATIONAL  
SHOW/SWAP  
MEET**

Featuring the : **HD SHOVELHEAD**  
All makes & models shown. MN State  
Fairground's Progress Building.

**SEPT.**  
**18**  
6:00 AM  
**VIKING  
CHAPTER  
SWAP MEET**

Outdoor lot next to the MN State  
Fairground's Progress Building.  
Vendor info call: 651.636.5492

Full Event Details: [vikingmc.org](http://vikingmc.org)





Friends of the Club



Mpls Vapor Hone

aprilia



Kawasaki



16375 Kenrick Ave.  
Lakeville, MN 55044

(952) 435-5371

Fax: 952-435-5380

[www.LEOSSOUTH.com](http://www.LEOSSOUTH.com)

SPYDER

CFMOTO

PIAGGIO



SUZUKI



Daniel Hedberg

[daniel@mplsvaporhone.com](mailto:daniel@mplsvaporhone.com)  
[www.mplsvaporhone.com](http://www.mplsvaporhone.com)



**BILL BUNE ENTERPRISES**  
[www.billbune.com](http://www.billbune.com)

CYLINDER BORING & SLEEVING • PORTING  
CRANKSHAFT REBUILDING • VALVE JOBS

2016 7th Ave.  
Anoka, MN 55303

763-427-6738  
763-576-9924



**DIAMONDS**  
Coffee Shoppe

YOUR ATOMIC COFFEE STOP

1618 Central Ave. N.E.  
Minneapolis MN 55413  
612-789-5282



**Blue Cat Motorcycles**

460 Prior Avenue North  
St. Paul, MN 55104  
651-645-1172

[www.bluecatmotorcycle.com](http://www.bluecatmotorcycle.com)

JOIN US FOR OUR 3<sup>rd</sup> THURSDAYS –  
TACO TRUCK & BIKER'S GATHERING

BMW Motorrad USA



Motorcycles since 1923

**BMW MOTORCYCLES OF RICHFIELD**

401 WEST 77TH ST. SUITE 1  
RICHFIELD, MN 55423

PHONE: 612.404.3939



**HOLLYWOOD**  
**Roadhouse**

WHERE CRAFT BEER MEETS CRAFT FOOD

live music \*  
scratch kitchen \*  
american and german cuisine \*  
40 rotating MN craft beer lines \*

25 minutes west of 494 on highway 7  
5475 county road 33 \* new germany, mn  
952.353.2222 \* [hollywoodroadhouse.com](http://hollywoodroadhouse.com)




**Go Moto**

Scooter & Motorcycle

3346 Washington Ave. North  
Minneapolis, MN 55412  
612-588-6686

[www.gomotomn.com](http://www.gomotomn.com)