

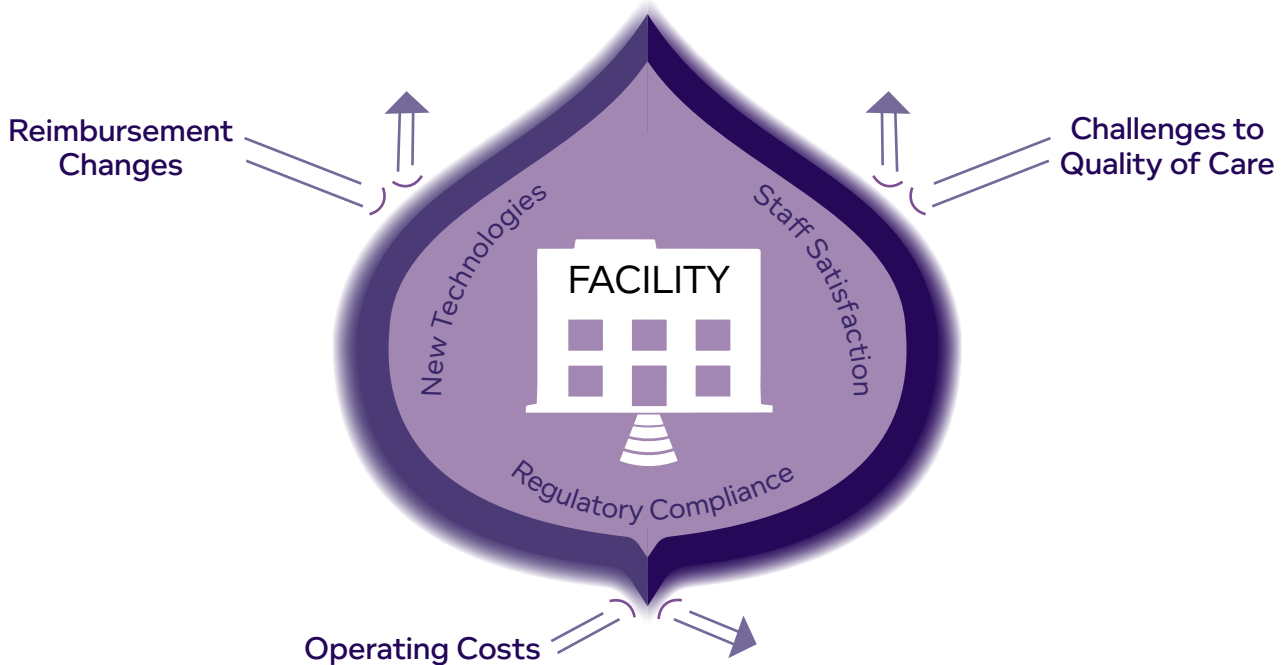
# EasyCare®

Maximizing Care, Comfort and Safety



## Meeting the Challenges of Change

For over 125 years, Joerns has been at the forefront of innovative healthcare **technologies**. At Joerns, we continue to design beds for care needs today and tomorrow, including a “smart” suite of accessories to analyze data for improved population health management and predictive care – all at the low cost of ownership Joerns’ customers have come to expect.



Joerns’ portfolio of configurable products addresses the care needs of the widest range of patient types and care protocols, resulting in higher **reimbursement** while supporting an attractive mix of private pay patients. Our configurable beds also encourage standardization by supporting the widest range of facility needs and care protocols, meaning less asset management challenges, lower overall facility costs, reduced workers compensation claims, and improved patient satisfaction surveys.

Joerns industry-leading beds are designed for **caregiver ease-of-use** to deliver safe, effective and efficient patient care. Integrated with our therapy surfaces and Hoyer® patient handling devices, our bed systems promote **quality of care** standards, value-based service delivery, patient-centered outcomes, and individualized care protocols. By reducing fall risk and fall injury severity, decreasing staff injury and turnover, and sustaining effective wound prevention strategies, Joerns’ beds help you **prevent cost overruns** before they occur.

Renowned for their quality and known for strict FDA compliance, Joerns Bed Systems are **100% entrapment compliant** to the FDA’s HBSW (Hospital Bed Safety Workgroup) guidelines. Joerns is an ISO-certified manufacturer, and all our beds conform to the latest UL and IEC standards.

## Unique EasyCare Features



### CareWide™ Integrated Width

**NOW EASIER!**

Studies show that healthcare beds with sleep surfaces of 42" width versus 36" width reduce patient falls by as much as 37%. But expansion of the bed needs to be convenient, simple and easy to use to fit your environment. The EasyCare integrated CareWide solution addresses all three of these key needs. Integrated can mean different things – to Joerns it means the accessory is fully transparent in your use. Simple should be just that and Carewide is – completely intuitive in its use. And no configurable bed has ever been easier to use – after all Easy is in the name.

### CareLock™ Mobility Accessory

Bed system mobility is a critical need for today's Post-Acute Providers as configurable space is the key to flexibility. EasyCare's CareLock mobility accessory assures that EasyCare is as easy to manipulate as it is to use. And of course, if it's from Joerns it is fully certified as safe for movement.

Of course, moving the bed is only part of the issue. Having a solution that works regardless of the bed position or location is critical in today's configurable environment. Lastly, intuitive and ergonomically positioned has to be a given. With highly visible, color coded pedals that are centrally located, the CareLock system is quite possibly the easiest to use system ever offered by Joerns.



### Advanced Care Positioning

At the end of the day, you select a healthcare bed based on its ability to support effective, efficient care delivery. When configured with Joerns Advanced Care Positioning, EasyCare provides a number of exceptional advantages that translate into incomparable results.

- ◊ Trendelenburg / Reverse Trendelenburg for true clinical positioning
- ◊ Gravity-Assist Repositioning to maximize care and minimize staff injury
- ◊ Industry-best Low beds that minimize the risks from Fall injury
- ◊ Industry-leading High height beds that provide optimal care delivery platforms
- ◊ Industry-first auto-transfer intelligence that optimizes transfer height of the platform

At Joerns, we recognize that providing excellent care is anything but **Easy**. For that reason, we have re-imagined our renowned EasyCare healthcare bed with new features and capabilities - all aimed at helping make care delivery just a little **Easy-ier** and a lot more convenient!

Ordering and configuring your bed for your specific needs is Easy-ier than ever too! We've made getting a customized EasyCare as easy as **1 - 2 - 3**.

- 1** Select your mobility preference      **2** Select your bed positioning option      **3** Select your bed options

**1** **Select your mobility preference**  
Roll-in-low for the absolute safest platform or roll-at-any-height to give a safe and versatile option.

**2** **Select your bed positioning option**  
Standard or Joerns proprietary AdvanceCare positioning

**3** **Select your bed options**  
Fixed or integrated width, assist devices, optional surfaces designed to work with bed articulation



**ECSBED SIMPLE ORDERING**

<b>1</b>	<b>Mobility</b>	<input type="checkbox"/> Roll-in-Low	<input type="checkbox"/> Roll-at-any-height
<b>2</b>	<b>Positioning</b>	<input type="checkbox"/> Standard	<input type="checkbox"/> AdvanceCare
	<b>Width</b>	<input type="checkbox"/> Integrated Width (must be chosen at time of order)	<input type="checkbox"/> CareWide (removable)
<b>3</b>	<b>Staff Control</b>	<input type="checkbox"/> Yes	<input type="checkbox"/> No
	<b>Assist Device Options</b>	<input type="checkbox"/> Half-Rail (F14)	<input type="checkbox"/> SoftCare (F18) <input type="checkbox"/> Deluxe Assist (F028)

The revolutionary EasyCare is a fully configurable healthcare bed offered at price points ideal for care facilities of any size. Enhanced functionality and mobility features allow the bed to be configured to meet a variety of needs – for the both the patient and caregiver. Create the bed that works best for your patients and facility with features such as integrated width expansion, pedal locking system, reinforced sleep deck, redesigned panel retentions, and new mattress corner stops that adjust with the bed width.



### Two-Pedal Locking System

Intuitive two-pedal locking system is centrally positioned at the foot end of the bed and easily visible due to color-coded status indicators. Available as a standard option with the roll-at-any height configuration.



### Integrated Width Extension

Provides a sleep surface that expands and retracts from 35", 39" and 42" and quickly adjusts to move through doorways while compliant to HBSW entrapment guidelines. Available at time of order.



### Corner Mattress Stops

Corner mattress stops provide greater security of the mattress surface and easily adjust to the expanded widths of the frame up to 42 inches.



### Panel Retention

A restructured and more robust sleep surface and panel mounting mechanism designed to provide added stability and extended product life.

### MOBILITY SELECTIONS

Roll-in-Low  
Roll-at-any-Height

### FUNCTIONALITY SELECTIONS

Standard: 3 Function  
AdvanceCare

### EXTENSION OPTIONS

Integrated Width Extension  
CareWide Accessory Width Extension  
4" Length Extender

### DIMENSIONS

Low Height ..... 7"  
High Height ..... 30"  
Bed Length ..... 76" or 80"  
Bed Width ..... 35"  
Underbed Clearance ..... 23 ¾"  
Maximum Back Angle ..... 65 Degrees to Horizontal  
Maximum Knee Angle ..... 35 Degrees to Horizontal  
MSP Translation ..... <1"  
Mobility Height Roll-in-Low ..... 7"  
Mobility Height Roll-at-any-Height ..... 7" - 30"

### WEIGHTS

Safe Working Load ..... 600 lb.  
Product Weight Roll-in-Low ..... 220 lb.  
Product Weight Roll-at-any-Height ..... 230 lb.

### CASTERS

Roll-in-Low ..... Four casters (two locking)  
Roll-at-any-Height ..... CareLock Pedal Locking System

### ELECTRICAL SPECIFICATIONS

Mains Voltage ..... 120 VAC  
Frequency ..... 60 Hz  
Input Current ..... 4.0 Amps  
Electrical Protection ..... Class I Hospital Grade  
Duty Cycle ..... 10%: 2 Min On/18 Min Off  
Circuit Protection ..... Auto Reset Current Sensor

### CERTIFICATIONS

ETL Listed USA:  
Conforms to UL 60601-1,  
ED. 3.1, ETL 60601-2-52  
Ed. 1.1  
Canada: Certified to  
CAN/CSA STD C22.2  
NO. 60601-1

## Bed System Options



### Advanced Hybrid Surfaces


Joerns breakthrough proprietary P.R.O. Technology provides the immersion benefits of air-based systems and the support and reliability of foam surfaces. Add the optional control unit and P.R.O. Matt® delivers standard of care cyclic offloading for advanced healing.



### Prevention Surfaces

Joerns' PrevaMatt® therapy mattresses deliver exceptional comfort and reliability while maximizing your budget and minimizing the risk of future patient injury. With the added option of Tempur®, PrevaMatt really is the Elite surface available.

## Assists



### Soft-touch Positioning Device

Soft-touch Positioning makes care delivery easier for patients and caregivers alike. Easy to grasp for arthritic patients to grip and reposition themselves. As part of bed system, conforms to HBSW and IEC guidelines.



### Deluxe Assist Handle

The assist is mounted at an ergonomic height to best assist patients in and out of bed, and has an integrated pendant holder on each side.

## Accessories



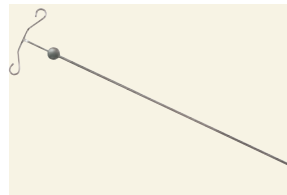
### CareWide (removable)

Not sure you need the flexibility of additional widths at time of purchase – no problem. Add a bolt-on CareWide kit any time after purchase.



### 4 or 8 Inch Extender

The 4" or 8" extender is designed to extend the mattress support platform an extra 4 to 8 inches. This allows the use of the 84" mattress on an 80" bed, or an 80" mattress on a 76" bed.




### IV Rod

The IV rod is adjustable in height to appropriately locate fluids dependent on bed position.



### Trapeze and Trapeze Adapter

The trapeze is adjustable to accommodate patients' reach. Additionally, it has three working positions to provide even greater flexibility.



### Battery Backup

The battery back-up unit provides the ability to perform bed functions in the event of a loss of power.



### Floor Mat

The 2" floor mat provides extra security against injury for patients who are prone to falling out of bed.

## Finish

Joerns EasyCare Series comes in a soft tone finish.

*We reserve the right to make dimension or specification changes, or deletions consistent with design trends, product improvements, or for reasons beyond our control. Color options have been reproduced as faithfully as printing processes allow.*

The revolutionary EasyCare is a fully configurable healthcare bed offered at price points ideal for care facilities of any size. Enhanced functionality and mobility features allow the bed to be configured to meet a variety of needs – for both the patient and caregiver. Create the bed that works best for your patients and facility with features such as integrated width expansion, pedal locking system, reinforced sleep deck, redesigned panel retentions, and new mattress corner stops that adjust with the bed width.



Features	UltraCare XT	EasyCare	GF Zenith 7000	Invacare 5-7	NOA Elite EX
Range of Motion 7" to 30"	Standard	Standard	7.95 x 30	7 x 30	7 x 30
Four-Section Mattress Support Platform	Standard	Standard	Standard	Standard	Standard
Grid Sleep Surface	Standard	Standard	Standard	Basic	Basic
EasyLift Leg Lift	Standard	Standard	Optional	Optional	Optional
DC Motors Speed (4)	FastCare	Std	Std	Std	Std
Staff Control	Standard	Optional	Optional	Optional	Optional
Toroidal Design	Standard	Not Available	Not Available	Not Available	Not Available
Superior Mobility	Standard	Standard	Optional	Optional	--
Flexible Configuration	Standard	Standard	Optional	Optional	Optional
Advanced Positioning	Standard	Optional	Optional	Optional	--
Comfort Extensions	Optional	Optional	Optional	Optional	Optional
Unique Assist Devices	Optional	Optional	Optional	Optional	Optional
Patiential Appeal	Standard	Standard	Standard	Standard	Standard
Compliance Guarantee	Standard	Standard	--	--	--
Warranty	5-years	4-years	5-years	2-years	4-years

Standard	Optional	Not Available	-- Information Unknown
----------	----------	---------------	------------------------



## A unique process, your outcomes.

Clearly, you have a unique set of needs, challenges and objectives. To truly and fully address those, Joerns developed a customized process for creating personalized solutions.

In comprehensive discovery and assessment sessions, we dig deep and listen carefully to the details of your care environment, your needs, your problems and your goals. We take that information and draw upon the appropriate elements of our services and product portfolio to adapt them for you.

We can also help you implement the solution with educational programs, training, product delivery and installation, ongoing maintenance and technical support. Sophisticated data metrics and reports give your clinical and financial teams the visibility they need in order to proactively manage care and costs.

### **Your solution is the one that matters. Let's get started.**

Joerns is ready to help you enhance patient care, increase efficiency and improve outcomes with innovative approaches you may not have considered. **To get started, contact your Joerns solutions advisor or call 1-800-826-0270.**