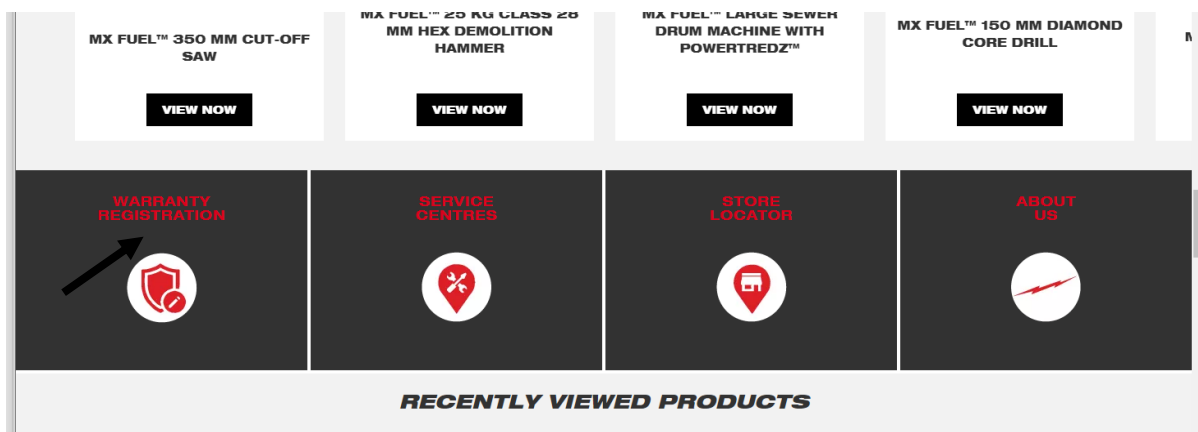


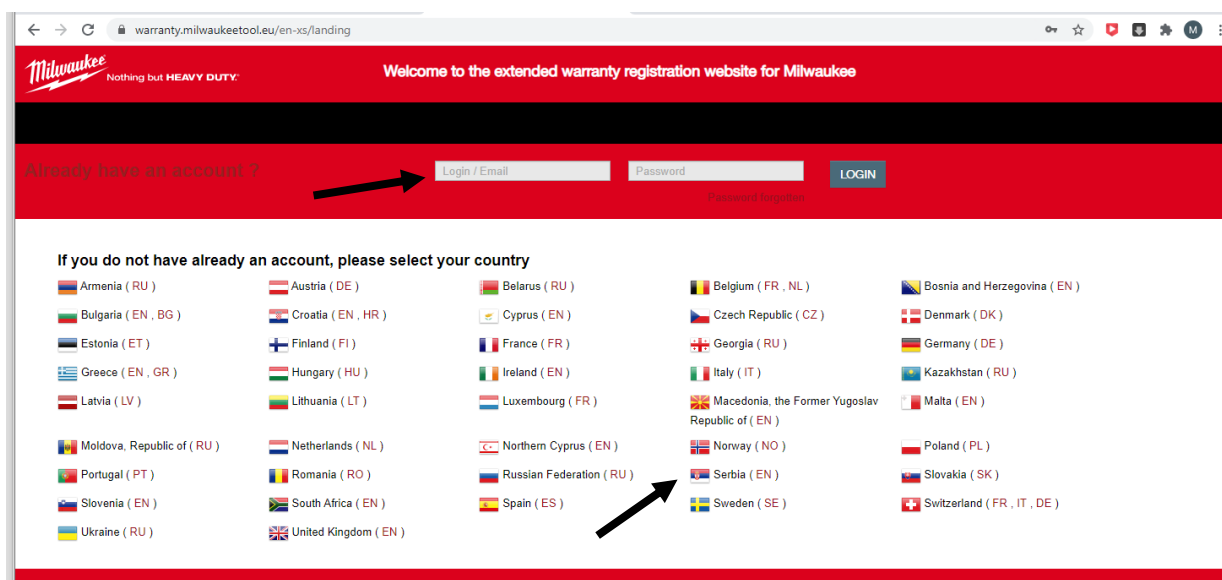


## UPUTSTVO ZA ONLINE REGISTRACIJU I PRODUŽENJE GARANCIJE

1. Idete na sajt [www.milwaukeetool.eu](http://www.milwaukeetool.eu)
2. Kliknete na polje „WARRANTY REGISTRATION“



3. Ukoliko ste ranije već registrovali alat i imate vaše korisničko ime i lozinku, unosite ih u polja „Login/Email“ i „Password“ a ako se alat registruje prvi put, onda je prvo potrebno da otvorite nalog. To radite tako što kliknite na „Serbia (EN)“ pri kraju predzadnje kolone. *\*Ukoliko već posedujete otvoren nalog idite na tačku 8.*

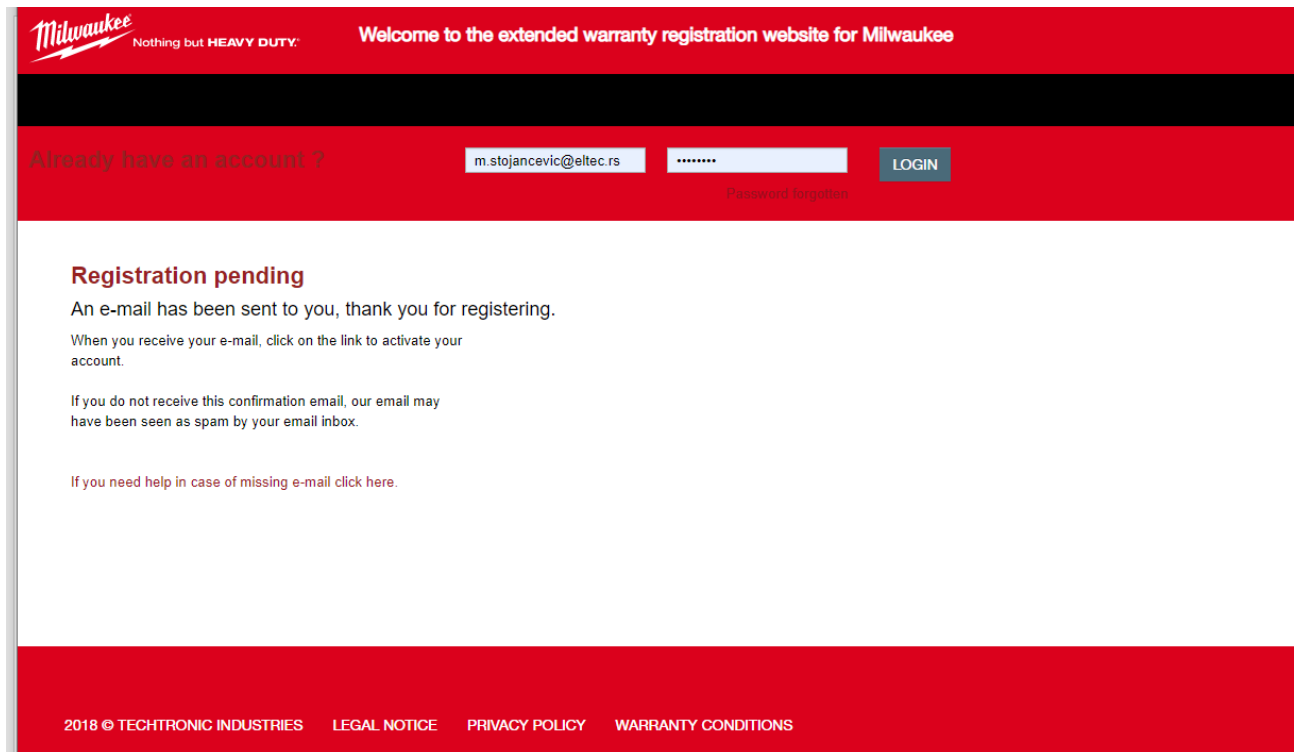


4. Nakon što kliknete na „EN Serbia“ idete na „CREATE YOUR END USER ACCOUNT“

5. Pažljivo pročitajte i popunite prazna polja. Polja sa crvenom zvezdicom \* su obavezna.

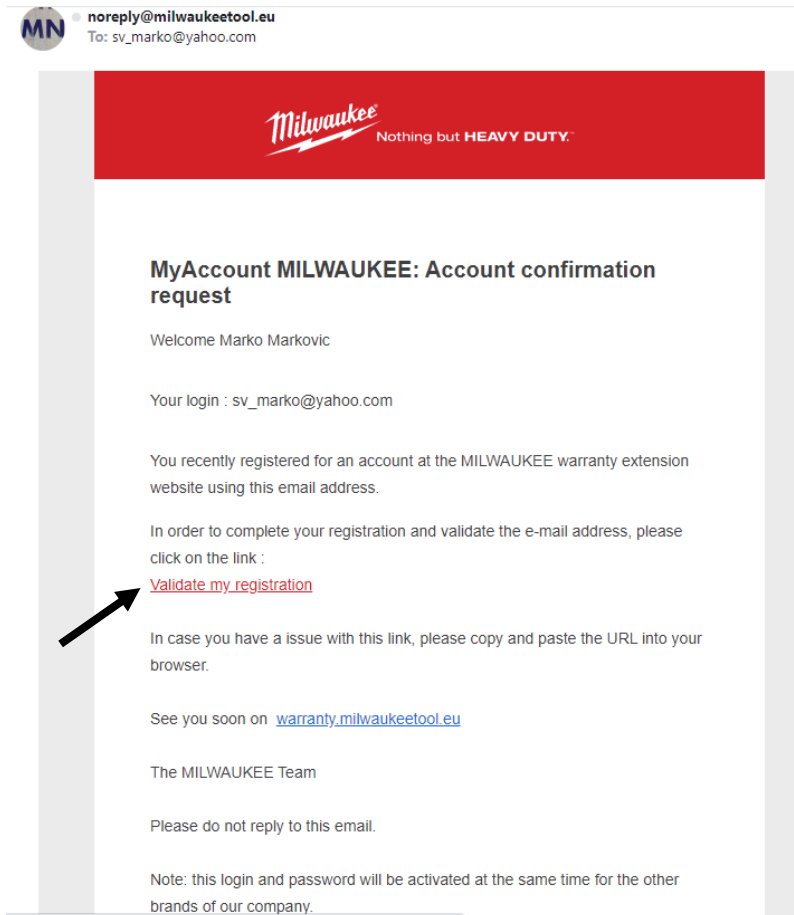
6. Ukoliko ste alat kupili za svoje potrebe (fizičko lice) štiklirajte „an individual“ a ukoliko alat registrujete za firmu kliknite na „a company“. Zatim unesite važeću email adresu koja će vam kasnije služiti kao korisničko ime. Za šifru je potrebno da bude min. 7 karaktera i da sadrži 1 veliko slovo, 1 malo slovo, 2 broja i 1 simbol npr. „Mil&799“. Nakon što unestete ostale tražene podatke kliknite na REGISTER.

7. Nakon toga će se pojaviti sledeći prozor i biće vam poslata potvrda registracije na email adresu koju ste naveli.



The screenshot shows the Milwaukee warranty registration website. At the top, there is a red header with the Milwaukee logo and the slogan "Nothing but HEAVY DUTY." followed by the text "Welcome to the extended warranty registration website for Milwaukee". Below the header, there is a login section with the text "Already have an account ?" and a form containing the email address "m.stojancevic@eltec.rs" and a masked password "\*\*\*\*\*". A "LOGIN" button is visible next to the password field, and a link for "Password forgotten" is located below it. The main content area features a section titled "Registration pending" with the following text: "An e-mail has been sent to you, thank you for registering. When you receive your e-mail, click on the link to activate your account. If you do not receive this confirmation email, our email may have been seen as spam by your email inbox. If you need help in case of missing e-mail click here." At the bottom of the page, there is a red footer with the text "2018 © TECHTRONIC INDUSTRIES" and links for "LEGAL NOTICE", "PRIVACY POLICY", and "WARRANTY CONDITIONS".

Kada primite ovakav email, kliknite na „Validate my registration“:



8. Nakon što otvorite / potvrdite nalog ili se ulogujete, otvoriće Vam se polje za registraciju alata gde birate da li registrujete a) baterijski alat, b) alat sa kablom ili c) drugo. Prvo u polje Reference, Type unesite model alata koji želite da registrujete da proverite da li isti podleže registraciji, npr. M18FPD2-0

9. Pojaviće Vam se lista alata koji počinju sa tom oznakom. Izaberite Vaš. Napomena: Alati se registruju u -0 verziji, dakle ako ste kupili aku bušilicu M18FPD2-502X ona se registruje kao M18FPD2-0.

Nakon što izaberete alat sa liste, pojaviće se poruka da alat podleže produženju garancije:

10. Tada birate jednu od 3 ikonice, zavisno od toga da li se registrujete:

a) baterijski alat (*battery tool*), b) alat sa kablom (*corded tool*) ili c) drugo (*other*).

Milwaukee Nothing but HEAVY DUTY. Welcome to the extended warranty registration website for Milwaukee LOG OUT

Welcome ELTEC Export-Import sales manager - Your login : m.stojancevic@eltec.rs

Is my tool eligible for warranty extension? Reference, Type No selected tool

REGISTER MY TOOLS MY PROFILE CONTACT

You are here : Home > REGISTER

Before starting the registration process please ensure you have the following in front of you. Please note: if you purchased a multiple tool kit, each tool within the kit is required to be registered separately.

- Please ensure you attach the correct and valid Proof of Purchase for the tool that you are requesting to be repaired under warranty. Failure to do so will result in a delay with the repair or the tool being returned unrepaired. Note: No other document, including a warranty extension certificate, is accepted as proof of the product being within the warranty period.
- The rating plate attached to the product contains information required for the registration process.

It is recommended that you electronically link your receipt (proof Of purchase) to the registration. This will support a paperless process and ensure that your proof of purchase is always available.

Where to find the rating plate on tools?

Do you want to register

A cordless tool A corded tool Others

Please click here for more information on warranty registration

11. Prvo u koraku 1 unesite deo oznake alata sa pločice, obeležen zelenom bojom (osim ukoliko broj već nije unesen u polje na ekranu) i zatim pritisnite na polje „NEXT“

REGISTER MY TOOLS MY PROFILE CONTACT

You are here : Home > REGISTER

1 > 2 > 3 > 4 > 5 > 6 > 7 > 8 > 9 > 10 > 11

New tool

If the rating plate design on your tool is different from the example shown, please select the correct one. If your rating plate is not shown, please select "Other"

Where to find the rating plate on tools?

CHANGE LABEL

HEAVY - DUTY 18 V 1 2 3  
Milwaukee Code: 433135 01 001978 L2012 1/2" (13mm)  
R<sub>0</sub> = 0 - 1700/2000/2400 min<sup>-1</sup>  
IPM = 0 - 2500/3000/3100 min<sup>-1</sup>

CE GS M18 CIW12  
Techtronic Industries GmbH  
Max-Eyth-Strasse 10 - 71364 Winnenden  
Germany

Code ?  
4000469114  
Description : M18FPD20X  
Tool number : 4933464263

NEXT

## 12. Drugi korak, unesite 6-cifren serijski broj sa pločice (zeleno polje br.2) i kliknite „NEXT“

REGISTER MY TOOLS MY PROFILE CONTACT

You are here: Home > REGISTER

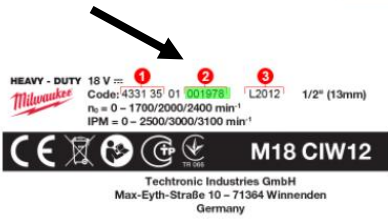
1 > 2 > 3 > 4 > 5 > 6 > 7 > 8 > 9 > 10 > 11

New tool

If the rating plate design on your tool is different from the example shown, please select the correct one. If your rating plate is not shown, please select "Other"

Where to find the rating plate on tools?

CHANGE LABEL



HEAVY - DUTY 18 V  
Code: 4331 35 01 001978 L2012 1/2" (13mm)  
R<sub>0</sub> = 0 - 1700/2000/2400 min<sup>-1</sup>  
IPM = 0 - 2500/3000/3100 min<sup>-1</sup>

M18 CIW12

Techtronic Industries GmbH  
Max-Eyth-Straße 10 - 71364 Winnenden  
Germany

Serial No ?  
123456

PREVIOUS NEXT

Please click here for more information on warranty registration

## 13. U trećem koraku, unesite proizvodni kod i kliknite „NEXT“

REGISTER MY TOOLS MY PROFILE CONTACT

You are here: Home > REGISTER

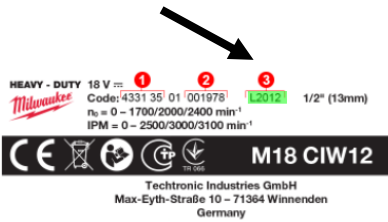
1 > 2 > 3 > 4 > 5 > 6 > 7 > 8 > 9 > 10 > 11

New tool

If the rating plate design on your tool is different from the example shown, please select the correct one. If your rating plate is not shown, please select "Other"

Where to find the rating plate on tools?

CHANGE LABEL



HEAVY - DUTY 18 V  
Code: 4331 35 01 001978 L2012 1/2" (13mm)  
R<sub>0</sub> = 0 - 1700/2000/2400 min<sup>-1</sup>  
IPM = 0 - 2500/3000/3100 min<sup>-1</sup>

M18 CIW12

Techtronic Industries GmbH  
Max-Eyth-Straße 10 - 71364 Winnenden  
Germany

Production code\* ?

PREVIOUS NEXT

14. Zatim u koraku 4 označite datum kupovine i kliknite „NEXT“

1 > 2 > 3 > 4 > 5 > 6 > 7 > 8 > 9 > 10 > 11

New tool

Purchase date\*

September 2020

SU	MO	TU	WE	TH	FR	SA
30	31	1	2	3	4	5
6	7	8	9	10	11	12
13	14	15	16	17	18	19
20	21	22	23	24	25	26
27	28	29	30	1	2	3

PREVIOUS NEXT

15. U koraku 5 imate pitanje da li je alat kupljen SA ili BEZ baterija. Ukoliko je SA baterijama, onda potvrdite (Register a battery) i pristupite narednim koracima za registraciju i produženje garancije za baterije sa 1 na 2 godine (NEXT).

1 > 2 > 3 > 4 > 5 > 6 > 7 > 8 > 9 > 10 > 11 > 12

New tool

Does your tool contain batteries? If Yes please click on "Register a battery". If no, continue to add "Proof of purchase"

Register a battery

PREVIOUS NEXT

U narednom koraku će se otvoriti prozor gde ćete imati mogućnost da unesete odatke za baterije koje registrujete, jednu po jednu (Battery1, Battery2...)

1 > 2 > 3 > 4 > 5 > 6 > 7 > 8 > 9 > 10 > 11 > 12

### New tool

If the rating plate design on your tool is different from the example shown, please select the correct one. If your rating plate is not shown, please select "Other"

CHANGE LABEL



Does your tool contain batteries? If Yes please click on "Register a battery". If no, continue to add "Proof of purchase"

Battery 1

Article number\*

4932451395

PREVIOUS NEXT

Nakon unosa koda baterije, program vas vodi da unesete SERIJSKI broj a zatim i PRODUCTION CODE i zatim kliknite NEXT.



ps please click on "Register a battery". If no, continue to add "Proof of purchase"

s please click on "Register a battery". If no, continue to add "Proof of purchase"

Serial No\*

0312856

Production code\*

PREVIOUS NEXT

16. Korak 6 traži da 'zakačite' kopiju računa/otpremnice. Nakon unosa pritisnite „NEXT“

1 > 2 > 3 > 4 > 5 > 6 > 7 > 8 > 9 > 10 > 11

### New tool

Proof of purchase(.jpg, .png, .pdf) :

Choose File No file chosen

PREVIOUS NEXT



17. Korak 7 je da izaberete zemlju kupovine. Nakon izbora pritisnite „NEXT“

1 > 2 > 3 > 4 > 5 > 6 > 7 > 8 > 9 > 10 > 11

New tool

Dealer country

Serbia

PREVIOUS NEXT

18. Korak 8 je za unos mesta i poštanskog broja Vašeg distributera / prodavca. Nakon unosa pritisnite „NEXT“

1 > 2 > 3 > 4 > 5 > 6 > 7 > 8 > 9 > 10 > 11

New tool

Dealer location (city, zip code)

Beograd, 11000

PREVIOUS NEXT

19. U koraku 9 unesite naziv firme distributera/prodavca od koga ste kupili alat i kliknite „NEXT“

1 > 2 > 3 > 4 > 5 > 6 > 7 > 8 > 9 > 10 > 11

New tool

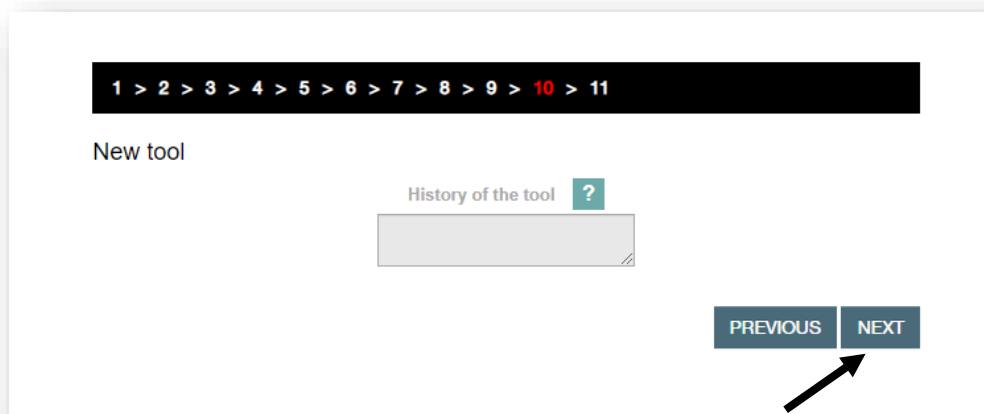
Dealer name

PREVIOUS NEXT

20. Korak br. 10 je polje za komentare (\*nije obavezan korak), pritisnite „NEXT“



21. Korak br. 11 je polje napomene za istoriju alata (\*nije obavezan korak), pritisnite „NEXT“



22. Sledeći ekran (korak 12) prikazuje podatke koje ste uneli i ukoliko su oni ispravni pritisnite „VALIDATE“. Ukoliko vidite da postoji neka greška možete pritisnuti EDIT

da ispravite ili CANCEL da otkazete.

1 > 2 > 3 > 4 > 5 > 6 > 7 > 8 > 9 > 10 > 11

Check your details

---

M18FPD20X - 4000469114

Serial number	123456   G2020
Purchase date	17/09/2020

---

Dealer country	Serbia
Dealer location (city, zip code)	Beograd, 11000
Dealer name	IME PRODAVCA

---

Comment

---

CANCEL EDIT VALIDATE

23. Na kraju uspešne registracije alata i pisaće „**New tool registered**“ i biće vam poslata potvrda registracije na mail.



You are here : [Home](#) > [REGISTER](#)

### New tool registered

Thank you. You have successfully registered your new tool. A confirmation email has been sent to your mail box, please keep it safe.

### Registration details

M18FPD20X - 4000469114

Serial number

123456 | G2020

Purchase date

17/09/2020

Dealer name

IME PRODAVCA

Dealer location (city, zip code)

Beograd, 11000

Dealer country

Serbia

[View registered tools](#)[Register a new tool](#)

[Please click here for more information on warranty registration](#)

Nakon toga Vam se nudi mogućnost pregleda registrovanih alata „View registered tools“ ili ukoliko želite da registrujete još neki alat birate polje „Register a new tool“

**[Zahvaljujemo se na kupovini profesionalnog MILWAUKEE alata!](#)**