

THE BEST WWI SCALE MODELS AND MORE!

CATALOG #37



BALSA USA

Build Your Dream Into a Reality!

www.balsausa.com

ORDERS ONLY!
(800) 225-7287
(800) BALSUSA
(No tech calls accepted)
Toll-Free valid in US & Canada Only
Fax (906) 863-5878

CUSTOMER SUPPORT
& TECH HOTLINE!
(906) 863-6421
tech@balsausa.com

BUSINESS HOURS
8:00am to 4:00pm CST M-F
email: balsausa@balsausa.com



Find us on
Facebook



NO VOICEMAIL



Did you ever wonder why Balsa USA kits are so scale? When you own and have restored this beautiful 1946 Piper J-3 Cub it's easy! Chief Pilot, aircraft restorer, and Founder Ron Busch is in the back seat with Sassy in the front ready to provide any necessary flight instruction.



Dear Customer,

The story of Balsa USA began quite some time ago. In 1946 Paul Shultz started a small company in Menominee, Michigan which he called Joy Products. Among stamped gaskets and other small manufactured metal parts he also produced some 1/2A control line models and started selling balsa wood mail order. In 1968 I purchased Joy Products from Paul and continued doing business under that name until the early seventies when I changed the name to Balsa USA. Since that time we have dispensed with making any stamped metal parts and have concentrated on selling R/C model kits, balsa, aircraft grade plywood, and other specialty woods primarily related to the hobby industry.

Over the past few years, we have started selling many of our products to independent hobby dealers across the United States, Canada, and overseas as well. Now, not only are you able to purchase our fine 100% American made products directly from us, they are also now available at your local authorized Balsa USA hobby dealer too. We encourage you to support your local dealers. During this same time, all of our critical production equipment has been either replaced or modernized with new custom designed machinery. All of the equipment has been both designed and built in-house as well. Our design philosophy has been to concern ourselves with balsa's special handling problems and at the same time, maximizing our production efficiency with the least amount of waste.

To this end, we have been very successful. Our new production equipment maintains extreme accuracy in thickness and provides an excellent surface finish on all of our sheet wood products.

This technologically advanced equipment, coupled with our extremely competent staff, allows us to be one of the most efficient producers of the highest quality balsa wood products in the world today.

New for 2017 is our Kit Combos! We can save you some time and effort by packaging it all here for the most complete Balsa USA Kit.



When you see this icon, you know that a Kit Combo is available on that product. Contact us for all the details.

Whether you have been a customer of ours for a long time, or if this is your first experience with Balsa USA, we want you to know that your business is very important to us. If you ever have any questions about any of our products, for any reason, please don't hesitate to call. Service is always our first priority here, just ask any Balsa USA customer!

Best Regards,

Ron Busch, President

PHONE CONTACT

ORDERS ONLY: 1-800-225-7287
TECHNICAL SUPPORT: Mon.-Thurs. ONLY 1-906-863-6421
BUSINESS HOURS: 8:00 TO 5:00 CST Mon - Fri



1/3 SCALE STEARMAN PT- 17 ULTIMATE SERIES™ GIANT SCALE KIT

Kit No. 460

Our 33% scale Stearman has been designed for those who want the very best. Our Ultimate Series™ kits redefine the concept of a complete kit. All hardware items are included, absolutely everything - socket head bolts, aircraft lock nuts, Kwik-Links, threaded rods, scale fittings, etc. A separate plan details all the scale pinking tape and rib stitching to make your model a masterpiece. The complete step-by-step photo illustrated 41 page instruction book covers not only the basic construction, but also shows how

to accomplish all scale details right down to panel lines and rivet detail in the cowl. The landing gear is not only scale in detail, but functional as well with working "oleo struts". To complete the gear, scale tail and main wheels are included as well. A truly magnificent scale kit.



SPECIFICATIONS

Wing Span: 116 inches
 Wing Area: 3617 sq. in.
 Wing Loading: 25 1/2 - 32 oz./sq. ft.
 Flying Weight: 40-50 lbs.

Fuselage Length: 92 inches
 Height: 36 inches
 Engine Size: 70-120 cc Gasoline
 4.27 to 13 cu./in.
 Cowl Diameter: 13-1/2 inches

You cannot buy a standoff scale kit like our Stearman that is more complete, with more detail and scale fittings anywhere - at any price!! Kits are LIMITED runs only - please call for availability.

KIT FEATURES

- Eight Full Sheets of Rolled Plans
- 41 Page Photo Illustrated Instruction Book
- Totally Complete Hardware Package (including all push rods & cables)
- Fully Functional Scale Landing Gear with "Oleo Struts"
- Scale Steel Fittings & Flying Wires
- Scale Instrument Panels - for both Cockpits
- Complete Tail-Wheel Assembly
- Spun Aluminum Cowl
- Separate Plug-in Wing Panels
- Wheels & Scale Screws

- Formed Basswood Cabane & "N" Struts
- Accurate Jig Cut Balsa and Plywood Parts
- Exclusive Balsa USA Fall-Out™ Die-Cut Parts
- Scale Aluminum Panels with Scale Screws
- ABS Formed Boot Cowl, LG Leg Fairings, Wheel Pants, Seats, Window Frames and Tail Cone
- Fuel Tank and More!

AVAILABLE ACCESSORIES

- **15300** - British/French Full Body Pilot in Jump Suit
- **COVERING:** (5)-5m rolls.
- One or Two 1/3 Scale Pilots





1/3 SCALE ERCOUCPE (415-D) ULTIMATE SERIES™ GIANT SCALE KIT

Kit No. 408

This classic aircraft was designed in 1937, its life span was estimated to be only 10 years. However, 2600 "Coupes" are still flying today! Balsa USA is proud to offer this "True to Scale" kit that is as easy to build as it is to fly! If you can drive a car, you can fly an Ercoupe!

Photo Pack CD Available!

SPECIFICATIONS

Wing Span: 120 inches Fuselage Length: 84 inches
Wing Area: 2400 sq. in. Height: 27 inches
Wing Loading: 27-31 oz./sq. ft. Engine Size: 45-65 cc Gas
Flying Weight: 28-30 lbs. 2.7 to 4.0 cu./in.

KIT FEATURES

- Balsa, Bass and Ply Construction, Balsa USA's "Fall-Out™" Die Cutting
- Plug-In Wing Panels with Aluminum Tubes
- Scale Outline
- Scale Rib Placement
- Scale Sliding Side Windows
- Formed Windshield - **INCLUDED**
- Fiberglass Cowl - **INCLUDED**
- Scale Cast Aluminum Machined Landing Gear w/functional Oleo Struts - **INCLUDED**
- Scale Steerable Cast Aluminum Machined Nose Gear w/functional Oleo Strut and Scissor Link - **INCLUDED**
- Full Size Rolled Plans (7 Sheets!)
- Photo Illustrated Instruction Manual
- **Cockpit Interior Kit:** including: cargo compartment, interior sides & floor, seat, aluminum instrument panel & gauges, scale cast aluminum control yolks, even scale glove boxes!
- **Complete Name Brand Hardware Package:** including: wheels, fuel tank, carbon-fiber control rods & fittings, scale rubber weather stripping, scale rivets for the side windows, all nuts, bolts, screws, control horns and more!

AVAILABLE ACCESSORIES

- **PP001** - CD Photo Pack
- **COVERING:** (1)-5m roll
- One or Two 1/3 Scale Pilots

NUMEROUS SCALE FEATURES:

- Including: Scale Inspection Rings
- Aluminum Landing Gear Strut Covers
- Aluminum Wing Strips, Scale Wing Walks, Clear Landing Light Cover & etc.
- **Scale Decal Set: Including:** Ercoupe Badges, Scale Nomenclature, No-Step, No-Push, Fuel Tank Capacities and Octane Rating, even the Instrument Panel Placards as required by the FAA.

MOLDED ABS PARTS



NAME BRAND HARDWARE



INSTRUMENT PANEL & GAUGES



FIBERGLASS COWL



FUEL TANK & TIRES



LANDING GEAR HARDWARE



LANDING GEAR





1/3 SCALE FLY BABY LOW WING ULTIMATE SERIES™ GIANT SCALE KIT Kit No. 447



YOU CANNOT BUY A STANDOFF SCALE KIT THAT IS MORE COMPLETE, WITH MORE DETAIL AND SCALE FITTINGS ANYWHERE - AT ANY PRICE!!



Balsa USA welcomes back into our line of exclusive Ultimate Series™ kits, the Fly Baby Low Wing. It has been designed to be extremely quick and simple to build. With scale folding wings, the model is very strong and delightfully simple to transport to and from the field. This is a giant scale model that will fit in almost any SUV. Just unfold the wings, attach the flying wires, and go flying. Disassembly is just as quick and easy. Flight performance is absolutely outstanding and the realism in flight must be seen to be believed. Highly pre-fabricated, all complicated parts are either jig cut or precision die cut for ease of assembly. The hardware packages are totally complete. The hardware packages are even separated into different bags for the fuselage, tail, gear and wing parts. If you want a truly complete, accurate scale model, where all the most difficult tasks are already done for you – the Fly Baby Low Wing is for you. Another true masterpiece in scale modeling from Balsa USA.

SPECIFICATIONS

- Wing Span: 112 inches
- Wing Area: 1900 sq. in.
- Flying Weight: 24 lbs.
- Fuselage Length: 72-3/4 inches
- Engine Size: 2.0-4.0 cu./in.



KIT FEATURES

- Full Size Rolled Plans - Five Sheets
- Step-by-Step Photo Illustrated Instructions
- Absolutely Complete Hardware Package
- ABS Interior Seat Kit
- ABS Plastic Cowl
- Scale ABS Formed Suitcase Bomb
- Formed ABS Inspection Covers
- Aluminum Instrument Panel with Instruments & Rings
- Scale Aluminum Panels with Scale Screws
- Scale Folding Wings
- Scale Steel Fittings - All Pre-Bent & Drilled
- Scale Braided Steel Flying and Solid Steel Brace Wires
- Easy to Build, Exact Scale Landing Gear
- Exact Scale Exterior Hex Head Bolts
- Formed Windshield Frame with Windshield
- Formed Scale Tailwheel Leaf-Spring Assembly
- Scale Wheels & Tailwheel
- Accurate Jig-Cut Plywood and Balsa Parts
- Exclusive Balsa USA Fall-Out™ Die Cut Parts
- Fuel Tank and More!

AVAILABLE ACCESSORIES

- **463** - 1/3 Scale EDO Floats
- **COVERING:** (3)-5m rolls
- One 1/3 Scale Pilot



1/3 SCALE PIPER PA-18 SUPER CUB ULTIMATE SERIES™ GIANT SCALE KIT Kit No. 415



Photo Compliments of Geronimo Vidales

Our 30% scale Super Cub kit stands alone as the best giant scale kit on the market today. No other kit is as complete. Absolutely every hardware item necessary is included: socket head bolts, aircraft lock nuts, Kwik-Links, all pre-formed scale fittings, etc. The complete 38 page instruction manual contains over 200 photos and covers every step of the construction in complete detail. There is also information on how to accomplish all extra scale details to make your model really stand out at the field. The landing gear is exact scale in detail right down to the functioning bungee cords and scale bungee covers.

There is even a separate plan sheet which details all the rib stitching and pinking tape locations. Absolutely everything is included: fuel tank, scale Du-Bro Cub wheels, tailwheel assembly, tailwheel and much more! The flight performance is absolutely breathtaking, you will swear it's the real thing! Balsa USA's 1/3 Scale Super Cub is the most accurate, detailed scale kit available anywhere. Now you can create your own scale masterpiece of one of the finest classic aircraft in the world.

You cannot buy a standoff scale kit like our Super Cub that is more complete, with more detail and scale fittings anywhere - at any price!! Kits are LIMITED runs only - please call for availability.

SPECIFICATIONS

Wing Span: 140-3/4 inches

Wing Area: 3051 sq. in.

Wing Loading: 22-26 oz./sq. ft.

Flying Weight: 30-35 lbs.

Fuselage Length: 88-3/4 inches

Height: 27 inches

Engine Size: 45-70 cc Gasoline 2.7 to 4.27 cu./in.

Cowl Diameter: 10 inches

KIT FEATURES

- Full Size Rolled Plans & Photo Instructions
- Molded Basswood Scale Lift and Jury Struts
- Accurate Jig Cut Balsa and Plywood Parts
- Exclusive Balsa USA Fall-Out™ Die Cut Parts
- Separate "Plug-In" Wing Panels
- Functional Flaps
- Scale Leaf Spring Tailwheel Assembly w/Wheel
- Scale Decals - "N" Numbers Only
- Scale Fiberglass Cowl
- Scale Steel Fittings and Brace Wires
- Inspection Covers
- Formed Clear Plastic Windshield
- Scale "Pull, Pull" Rudder Control System w/Bell Crank and Cables
- Complete Hardware Package (including all push rods and cables)
- Complete Interior Kit (including seats and aluminum instrument panel)
- Scale Steel Tube Landing Gear w/Functional Bungee Cord Suspension and Scale "Cub" Wheels
- 24 oz. Fuel Tank and More!

AVAILABLE ACCESSORIES

- **463** - 1/3 Scale EDO Floats
- **COVERING:** (4)-5m rolls
- One or Two 1/3 Scale Pilots
- **465** - Cub Aileron Kit (2 Required)

PHONE CONTACT

ORDERS ONLY: 1-800-225-7287

TECHNICAL SUPPORT: Mon.-Thurs. ONLY 1-906-863-6421

BUSINESS HOURS: 8:00 TO 5:00 CST Mon - Fri

05



1/3 SCALE J-3 CUB

ULTIMATE SERIES™ GIANT SCALE KIT Kit No. 467

Unbelievable
scale
 realism!



Photo Pack CD Available!

With the many different choices of Cub kits available today, our Ultimate Series™ 1/3 Scale J-3 Cub kit stands head and shoulders above the rest. No other kit is as complete. Absolutely every hardware item necessary is included: socket heat bolts, aircraft lock nuts, Kwik-Links, all scale fittings, etc. A separate plan details all rib stitching and pinking tape locations. The complete 35 page photo illustrated instruction manual details how to accomplish all scale details in only a few extra hours to make your model really stand out at the field. The landing gear is exact scale in detail right down to the functioning bungee cords. Everything is included: fuel tank, scale Du-Bro Cub wheels, and tailwheel. The flight performance is absolutely breathtaking, you will think it's the real thing! Balsa USA's 1/3 Scale Cub is the most accurate, detailed scale kit available anywhere, truly a masterpiece in scale modeling.

SPECIFICATIONS

Wing Span: 140-3/4 inches

Wing Area: 3051 sq. in.

Wing Loading: 22-26 oz./sq. ft.

Flying Weight: 30-35 lbs.

Fuselage Length: 88-3/4 inches

Height: 27 inches

Engine Size: 45-70 cc Gasoline
 2.7 to 4.27 cu./in.

KIT FEATURES

- Full Size Rolled Plans - Five Sheets!
- Step-by-step Photo Illustrated Instruction Booklet
- Absolutely Complete Hardware Package
- Scale Aluminum Panels with Scale Screws
- ABS Formed Interior Complete with Seats
- Scale Aluminum Instrument Panel - Instruments and Rings
- Scale ROBART Landing Gear - Functioning Bungee Cords
- ABS Plastic Cowl
- Formed ABS Inspection Covers
- Formed Clear Plastic Windshield
- Molded Basswood Scale Lift and Jury Struts
- Accurate Jig Cut Balsa and Plywood Parts
- Exclusive Balsa USA Fall-Out™ Die Cut Parts
- Scale Steel Fittings and Brace Wires
- Scale Tailwheel Leaf-Spring Assembly
- Scale Du-Bro Cub Main Wheels & Tailwheel
- Scale Decals (Bear Cubs Only)
- Fuel Tank and More!

AVAILABLE ACCESSORIES

- **PP002** - CD Photo Pack
- **463** - 1/3 Scale EDO Floats
- **465** - 1/3 Scale Cub Aileron Kit
- **468** - 1/3 Scale Cub Fiberglass Cowl with engine detail
- **501** - 1/3 Scale Engine Kit
- **COVERING:** (4)-5m rolls
- One or Two 1/3 Scale Pilots

BALSAUSA.COM

201 3rd Ave, Menominee, MI 49858



BALSA USA

Build Your Dream Into a Reality!



1/3 SCALE

Classic

1/3 SCALE FLY BABY BIPE Kit No. 452



The Fly-Baby Biplane was a follow on design to the "Bowers Fly Baby" a homebuilt, single-seat, open-cockpit, wood and fabric low-wing monoplane that was designed by famed United States aircraft designer and Boeing historian, Peter M. Bowers. The prototype Fly Baby first flew in 1962 and was the winner of the Experimental Aircraft Association's 1962 design competition. Over 500 Fly Babies have been completed to date, with scores still flying worldwide and there is an active network of builders and owners. It is built from plans and was designed to be constructed in a garage using only basic hand tools, by a person of average "home handyman" skills in 1962! Due to popular demand, Balsa USA has re-released the Fly-Baby kit from the early 1980's.

Although the kit is relatively simple to build and a true delight to fly. (Recommended for builders with at least some "Large Scale" model building experience under their belt!) To learn more about this fantastic little home built aircraft and to see the incredible number of possible color schemes for this model, we encourage you to do an internet search for "Peter Bowers Fly Baby" and see what all you find.

SPECIFICATIONS

Wing Span: 88 inches

Wing Area: 2450 sq. in.

Wing Loading: 20-25 oz./sq. ft.

Flying Weight: 22-27 lbs.

Fuselage Length: 75 inches

Height: 29 inches

Engine Size: 2.1-3.5 cu./in. or 35-45 cc Gasoline

KIT FEATURES

All Wood Construction

- Aircraft Quality Plywood
- Premium Quality Hardwoods
- Quality AAA Balsa
- Full-Size Rolled Plans
- Jig & Die Cut Parts
- Pre-Bent Wire Landing Gear & Struts
- Step-by-Step Photo Illustrated Instructions
- Name Brand Complete Hardware
- Two Removable 1 Piece Wings
- ABS Plastic Cowl

AVAILABLE ACCESSORIES

- **484** - 6" Du-Bro Wheels
- **COVERING:** (3)-5m rolls
- One 1/3 Scale Pilot

ELECTRONIC CONTACT

TECH SUPPORT: tech@balsausa.com
SALES: balsausa@balsausa.com

07

1/3 SCALE ALBATROS D5/D5A ULTIMATE SERIES™ GIANT SCALE KIT

Kit No. 433



08

Balsa USA welcomes into our line of exclusive Ultimate Series™ kits, the 1/3 Scale Albatros D5/D5a WWI German Aircraft.

Bigger, faster, stronger and more powerful than anything the allies, even the Americans have or are likely to ever have! With this new aircraft YOU WILL BE ABLE TO SWEEP YOUR ENEMIES FROM THE SKIES!

SPECIFICATIONS

Wing Span: 118-5/16 inches

Wing Area: 3554 sq. in.

Flying Weight: 40-50 lbs.

Fuselage Length: 94-3/8 inches

Engine Size: 4.9-6.1 cu. in.
80-100 cc

KIT FEATURES

- Aluminum Spinner
- Two Spandau Guns
- Fuel Tank
- Third Scale Vintage Wheels
- Quality AAA Balsa
- All Wood Construction
- Precision Jig-Cut Parts
- Step-by-Step Photo Illustrated Instructions
- Full Size Rolled Plans
- Fall Out Die Cut Parts
- ABS Plastic Cowling
- Pre-Bent Landing Gear
- Name Brand Complete Hardware Package
- 1/3 Scale Mercedes DIII Dummy Engine Kit



AVAILABLE ACCESSORIES

- **COVERING:** (5)-5m rolls
- **MD433** - Decal Set
- One 1/3 Scale Pilot

BALSAUSA.COM

201 3rd Ave, Menominee, MI 49858



**1/3 SCALE****WWI**

1/3 SCALE FOKKER DR-1 TRIPLANE

Kit No. 400



Unquestionably the most recognized aircraft of the First World War. From late 1917 until June of 1918, the Fokker DR-1 Triplane blazed its way across history and into the popular culture of today. In the hands of men like Manfred von Richthofen "The Red Baron" and his brother Lothar von Richthofen, Werner Voss and Ernest Udet, the Triplane became well known as the ultimate "Dog Fight" airplane of World War I. In its design, Anthony Fokker and Reinhold Platz sacrificed speed for rate of climb and maneuverability - they were successful! "They climb like monkeys and maneuver like devils." (Manfred von Richthofen)



SPECIFICATIONS

Wing Span: 93-3/4 inches

Wing Area: 3260 sq. in.

Flying Weight: 25-30 lbs.

Fuselage Length: 74-1/2 inches

Engine Size: 2.4-3.7 cu. in. or 40-60 cc

KIT FEATURES

- Quality AAA Balsa
- All Wood Construction
- Full Size Rolled Plans & Instructions
- Jig & Die Cut Parts
- Pre-Bent Landing Gear and Struts
- Basic Hardware Package
- Three Removable "1-piece" bolt on wings
- Fiberglass Cowl

AVAILABLE ACCESSORIES

- **COVERING:** (5)-5m rolls
- **G904** - 1/3 Scale Spandau Gun (2 req.)
- **489** - 1/3 Scale Du-Bro Vintage Wheels 9.33"
- **678** - Du-Bro 16 oz. Fuel Tank
- **MD400** - 1/3 Scale Fokker DR-1 Maltese Crosses
- One 1/3 Scale Pilot

PHONE CONTACT

ORDERS ONLY: 1-800-225-7287

TECHNICAL SUPPORT: Mon.-Thurs. ONLY 1-906-863-6421

BUSINESS HOURS: 8:00 TO 5:00 CST Mon - Fri



1/3 SCALE FOKKER D-7

Kit No. 406



The brain child of Anthony Fokker and Reinhold Platz, the D-7 combined the efficiency of a thick airfoil wing, which eliminated the need for "flying wires", with a long tail moment and ample sized tail surfaces to produce an aircraft that was not only highly maneuverable but surprisingly easy to fly as well. Balsa USA has now captured the same outstanding flight characteristics of the original D-7 in an impressive 1/3 scale model that is as easy to build as it is to fly!

SPECIFICATIONS

- | | |
|---------------------------------|---|
| Wing Span: 118 inches | Flying Weight: 40-45 lbs |
| Wing Area: 3818 sq. in. | Fuselage Length: 91 inches |
| Wing Loading: 24-27 oz./sq. ft. | Height: 36-1/2 inches |
| | Engine Size: 60-80 cc Gasoline
3.7 to 5.0 cu./in. Glow |

Inside Engine Compartment Width: 9 inches

KIT FEATURES

- Full Size Rolled Plans & 92 page Photo Illustrated Instruction Manual
- Large Name Brand Hardware Package
- Separate "Plug In" Wing Panels (4) w/Aluminum Joiner Tubes
- Prebent Custom Steel Fittings
- Prebent Wire Landing Gear & Cabane Struts
- Functional Bungee Cord Suspension on Main Gear, Spring Loaded Tail Skid
- Built up wooden Cowl w/Radiator Screen
- Pre-bent Wire Struts w/scale Fairings
- Shaped Hardwood "N" Struts
- Scale Aluminum Side Panels
- Dummy Engine
- Best of All - NO Rigging Wires!

AVAILABLE ACCESSORIES

- **G904** - 1/3 Scale Spandau Gun (2 req.)
- **489** - 1/3 Scale Du-Bro Vintage Wheels 9.33"
- **679** - Du-Bro 24 oz. Fuel Tank
- **D406** - Straight Crosses Vinyl Decals (German markings)
- **COVERING:** (5)-5m rolls
- One 1/3 Scale Pilot

BALSA USA 1/3 SCALE MERCEDES D-III DUMMY ENGINE Kit # 499



Finish off your Balsa USA 1/3 Scale model with the elegant but powerful looking Mercedes D-III 6-Cylinder Dummy Engine Kit. Used in everything from the Albatros to Zeppelins, the Mercedes D-III was the mainstay of German aircraft engines of the First World War.

KIT FEATURES:

Laser Cut Parts, All Hardware, ABS Plastic, Die-Cut Sheets, Basswood, Plywood parts and Photo Illustrated Instruction Manual.





1/3 SCALE

WWI



1/3 SCALE NIEUPORT 28C-1

Kit No. 405

When America entered the First World War her future aces, men like Eddie Rickenbacker, Doug Campbell, and Reed Chambers all cut their teeth on the sleek looking Nieuport 28! With its round fuselage, elliptical wing tips, and the graceful curve of its tail, the Nieuport 28 has to be one of the best looking aircraft made during World War I. This classic biplane in 1/3 scale has all the graceful lines and flying characteristics of our quarter scale Nieuport 28!

SPECIFICATIONS

Wing Span: 107 inches

Wing Area: 3000 sq. in.

Wing Loading: 21-1/2 to 24-1/2 oz./sq. ft.

Flying Weight: 28-32 lbs.

Fuselage Length: 83 inches

Height: 32 inches

Engine Size: 45-65 cc Gasoline

2.7 to 4.0 cu./in. Glow

Cowl Diameter: 13-1/2 inches

KIT FEATURES

- Full Size Rolled Plans & Instructions
- Name Brand Hardware
- Aluminum Cowl
- Bungee Cord Suspension on Main Gear
- Custom Made Steel Fittings
- Functional Flying Wires
- Prebent Wire Landing Gear & Cabane Struts
- Separate "Plug In" Wing Panels (4) w/Aluminum Joiner Tubes

AVAILABLE ACCESSORIES

- **G905** - 1/3 Scale Vickers Machine Gun (2 reg.)
- **489** - 1/3 Scale Du-Bro Vintage Wheels 9.33"
- **679** - Du-Bro 24 oz. Fuel Tank
- **D405** - Roundels and Hat in the Ring Vinyl Decals
- **COVERING:** (3)-5m rolls
- One 1/3 Scale Pilot

ELECTRONIC CONTACT

TECH SUPPORT: tech@balsausa.com

SALES: balsausa@balsausa.com



1/3 SCALE NIEUPOINT 17 Kit No. 403

While most recently starring in the movie "Fly Boys" the Nieuport 17 got its start in the skies over France back in 1916! Though not a true biplane the Nieuport's "sesquiplane" (one and a half wing) configuration combined the strength and maneuverability of a biplane with the speed of a monoplane to create one of the most successful fighters of the First World War as demonstrated in the Fly Boys movie!

THIS STUNNING 1/3 SCALE HAS ALL OF THE PERFORMANCE AND GLORY OF THE ORIGINAL NIEUPOINT 17

SPECIFICATIONS

Wing Span: 107-3/8 inches

Wing Area: 2775 sq. in.

Wing Loading: 24-1/2 to 26-1/2 oz./sq. ft.

Flying Weight: 26-30 lbs.

Fuselage Length: 82 inches

Height: 32 inches

Engine Size: 40-50 cc Gasoline
2.4 to 3.0 cu./in. Glow

Cowl Diameter: 13-1/2 inches



KIT FEATURES

- Full Size Rolled Plans & Instructions
- Name Brand Hardware
- Aluminum Cowl
- Separate "Plug In" Wing Panels (4) w/Aluminum Joiner Tubes
- Custom Made Steel Fittings
- Functional Flying Wires
- Prevent Wire Landing Gear & Cabane Struts
- Bungee Cord Suspension on Main Gear

AVAILABLE ACCESSORIES

- **G903** - 1/3 Scale Lewis Gun (1 req.)
- **G905** - 1/3 Scale Vickers Machine Gun (1 req.)
- **489** - 1/3 Scale Du-Bro Vintage Wheels 9.33"
- **679** - Du-Bro 24 oz. Fuel Tank
- **427** - Sullivan Carbon Fiber Gold-N-Rods
- **D403** - Roundels and Indian Head Vinyl Decals
- **COVERING:** (3)-5m rolls
- One 1/3 Scale Pilot



1/3 SCALE

WWI

RE-ENGINEERED WITH
**LASER
CUT PARTS!**



1/3 SCALE SOPWITH PUP Kit No. 461

On February 9, 1916, Herbert Smith's small 80 hp single seat "Fighting Scout" passed its acceptance tests and was cleared for production by the Sopwith Aviation Co. LTD. The Sopwith Pup saw combat on every major front of World War I and performed almost every duty asked of a combat aircraft. Along with the Pup's combat success, it was also a pioneering aircraft of Naval shipboard aviation. The Pup was one of the early aircraft to successfully take off and land on a ship at sea, one of the first aircraft to experiment with "arresting gear" for shipboard landings and also one of the first aircraft to actually engage in aerial combat after being launched from a ship at sea. However, the real key to the Pup's success was its outstanding flight characteristics. Our model is exact scale in every detail. Rib spacing, tail size, shape and everything about the model is as accurate as can be made. Nothing has been added or taken away. The model is easily taken apart for transportation and only about 10 minutes are required for field assembly and less for take down.

SPECIFICATIONS

- Wing Span: 108 inches
- Wing Area: 4428 sq. in.
- Wing Loading: 15-18 oz./sq. ft.
- Flying Weight: 29-34 lbs.
- Fuselage Length: 77 inches
- Height: 36 inches
- Engine Size: 45-70 cc Gasoline
2.7 to 4.27 cu./in. Glow
- Cowl Diameter: 13-1/2 inches

**AWARD
WINNING
DESIGN**



KIT FEATURES

- Full Size Rolled Plans & Instructions
- Basic Hardware (including flying wires and fittings)
- Separate "Plug-in" Wing Panels (4)
- Pre-bent Wire Landing Gear and Cabane Struts
- Functional Scale Landing Gear and Tail Skid
- Aluminum Cowl

AVAILABLE ACCESSORIES

- **G905** - 1/3 Scale Vickers Gun (1 req.)
- **670** - Du-Bro 32 oz. Fuel Tank
- **D461** - Roundels Vinyl Decals
- **489** - 1/3 Scale Du-Bro Vintage Wheels 9.33"
- **COVERING:** (3-4)-5m rolls
- One 1/3 Scale Pilot



PHONE CONTACT

ORDERS ONLY: 1-800-225-7287
TECHNICAL SUPPORT: Mon.-Thurs. ONLY 1-906-863-6421
BUSINESS HOURS: 8:00 TO 5:00 CST Mon - Fri



1/3 SCALE MORANE SAULNIER A-1 Kit No. 462

A true "blast from the past" now flies again! This Balsa USA Morane Saulnier A-1 model was originally introduced in 1979 and re-released in 2006. Relatively unchanged from its original form when first seen in the skies over Old Rhinebeck Aerodrome, the Morane A-1 has once again taken its rightful place along side all of our other fine World War I models.

SPECIFICATIONS

Wing Span: 103 inches Fuselage Length: 68 inches
 Wing Area: 1900 sq. in. Height: 30 1/2 inches
 Wing Loading: 30-36 oz./sq. ft. Engine Size: 40-60 cc Gasoline
 Flying Weight: 25-30 lbs. 2.4 to 3.6 cu./in. Glow
 Cowl Diameter: 12 inches

KIT FEATURES

- Full Size Rolled Plans & Instructions
- Name Brand Hardware and Custom Made Steel Fittings
- Pre-bent Wire Landing Gear and Cabane Struts
- Separate Wing Panels (2)
- Aluminum Cowl

AVAILABLE ACCESSORIES

- **G905** - 1/3 Scale Vickers Gun (2 req.)
- **489** - 1/3 Scale Du-Bro Vintage Wheels 9.33"
- **679** - Du-Bro 24 oz. Fuel Tank
- **D462** - Roundels Vinyl Decals
- **COVERING:** (3)-5m rolls
- One 1/3 Scale Pilot





1/4 SCALE

WWI



NEWS FROM THE FRONT!

Balsa USA has rewritten the book on World War I R/C modeling with this new line of outstanding First World War Scale models! These easy to build Scale models are not just for looks either, these models are designed for flying and are intended to be flown! If you can build and fly the average four-channel sport model, you should have no trouble building or flying any of these fine models. Following time honored "stick built" construction techniques, often duplicating the scale structure of their full size counterparts, these are both strong and exceptionally light weight models. All of this results in very low "wing loading", which gives these models the slow, graceful, scale like flight characteristics of actual First World War aircraft and makes them surprisingly easy to fly! You don't need to take our word on this either, just ask someone who owns one.

1/4 SCALE FOKKER D-7 Kit No. 409

LARGE AND IN CHARGE!

The legendary Fokker D-7 was credited with the ability to make good pilots out of mediocre pilots and great pilots out of good pilots, just as this model can. The D-7 was also responsible for swinging the balance of air power back in favor of Germany late in the First World War. So if you are tired of being hunted at your flying field, try being the hunter with your very own Balsa USA Fokker D-7.

SPECIFICATIONS

Wing Span: 88 inches

Wing Area: 2225 sq. in.

Wing Loading: 18-1/2 to 21 oz./sq. ft.

Flying Weight: 18-20 lbs.

Fuselage Length: 68-7/8 inches

Engine Size: 30-40cc Gasoline

1.52-1.8 4-Stroke Glow



When it comes to building, Balsa USA has covered all the bases here also. Starting with three or more huge sheets of rolled plans and an instruction manual with literally hundreds of photographs to lead you step-by-step through the construction process. The numerous die-cut and jig-cut parts, pre-bent wire struts complete with wooden fairings and metal fittings, not to mention the surprisingly complete hardware packages, make these models as enjoyable to build as they are to fly. It doesn't stop there either! Where applicable, these kits include ABS formed cowls, clear plastic windshields and other scale detail parts. In addition to that, there is an optional accessory package, custom tailored to each individual model offering such items as spun aluminum cowls, full color vinyl decals, scale wheels, and machine gun kits. By offering these items separately, you can take the level of detail as far as you want to, while controlling the cost to meet your budget.

KIT FEATURES

- Full Size Rolled Plans & Instructions
- Jig & die cut parts
- Pre-bent Wire Landing Gear and Struts
- Basic Hardware Package
- Two Removable "1-piece" bolt on wings
- ABS Plastic Dummy Engine & Exhaust Manifold

AVAILABLE ACCESSORIES

- **G901** - 1/4 Scale Spandau Gun (2 req.)
- **488** - 1/4 Scale Du-Bro Vintage Wheels 7"
- **678** - Du-Bro 16 oz. Fuel Tank
- **D409** - Vinyl Decals
- **COVERING:** (3)-5m rolls
- One 1/4 Scale Bust or Full Body Pilot

ELECTRONIC CONTACT

TECH SUPPORT: tech@balsausa.com
 SALES: balsausa@balsausa.com



THE DH4 WAS AN EVER-PRESENT ELEMENT OF THE U.S. ARMY AIR SERVICE BOTH DURING AND FOLLOWING WORLD WAR I. MODELED FROM A BRITISH DEHAVILLAND DESIGN, THE DH4 WAS THE ONLY U.S. BUILT AIRCRAFT TO SEE COMBAT DURING WORLD WAR I. PRIMARILY USED FOR DAY BOMBING, OBSERVATION AND ARTILLERY SPOTTING.

1/4 SCALE DE HAVILLAND DH4

Kit No. 402



SPECIFICATIONS

Wing Span: 127 inches

Wing Area: 4,100 sq. in.

Height: 32" wing installed

25" Wings & Cabane Struts removed

Wing Loading: 17-20 oz./sq. ft.

Flying Weight: 30-35 lbs.

Fuselage Length: 89 inches

Engine Size: 45-65cc Gasoline or Equivalent

(3W-55i recommended)

KIT FEATURES

- Full Size Rolled Plans & Instructions
- Jig & die cut parts
- Pre-bent Wire Landing Gear
- Basic Name Brand Hardware Package
- ABS Plastic Cowl

AVAILABLE ACCESSORIES

- **G902** - 1/4 Scale Vickers Gun (1 req.)
- **G900** - 1/4 Scale Lewis Gun (2 req.)
- **488** - 1/4 Scale Du-Bro Vintage Wheels 7"
- **D402** - Vinyl Decals (Roundels and Fuselage Side Numbers)
- **B402** - Generic Aerial Bomb and Rack Kit
- **RB402** - Replacement Aerial Bomb Kit
- **COVERING:** (4)-5m rolls
- Two 1/4 Scale Bust or Full Body Pilots

GENERIC AERIAL BOMBS



B402 Aerial Bomb and Rack Complete Kit
includes one bomb and one rack

The Balsa USA generic aerial bomb and rack can be used on both 1/4 and 1/3 scale models. On a 1/4 scale model the bomb represents a 300 pound high explosive demolition bomb, and in 1/3 scale a 100 pound bomb.



RB402 Replacement Aerial Bomb Kit
includes one bomb





1/4 SCALE

WWI



1/4 SCALE FOKKER DR-1 TRIPLANE Kit No. 421

Unquestionably the most recognized aircraft of World War I. From late 1917 until June of 1918, the Fokker DR-1 Triplane blazed its way across history and into the popular culture of today. In the hands of men like Manfred von Richthofen "The Red Baron", Werner Voss and Ernest Udet, the Tri-plane quickly became known as the ultimate "dog fight" aircraft of World War I. "They climb like monkeys and maneuver like devils!" Manfred von Richthofen

SPECIFICATIONS

Wing Span: 70-3/4 inches	Fuselage Length: 56 inches
Wing Area: 2030 sq. in.	Engine Size: 23-30cc Gasoline 1.2-1.8 4-Stroke Glow
Wing Loading: 15-17 oz./sq. ft.	Cowl Diameter: 10-1/2 inches
Flying Weight: 13-14 1/2 lbs.	

KIT FEATURES

- Full Size Rolled Plans & Instructions
- Jig & die cut parts
- Pre-bent Wire Landing Gear and Struts
- Basic Hardware Package
- Three Removable "1-piece" bolt on wings
- ABS Plastic Cowl

AVAILABLE ACCESSORIES

- **G901** - 1/4 Scale Spandau Gun (2 req.)
- **488** - 1/4 Scale Du-Bro Vintage Wheels 7"
- **678** - Du-Bro 16 oz. Fuel Tank
- **MD421** - Vinyl Decals
- **COVERING:** (3)-5m rolls
- One 1/4 Scale Bust or Full Body Pilot

1/4 SCALE FOKKER D-8

Kit No. 411

When the new Fokker D-VIII hit the front lines in late October of 1918, Reinhold Platz's remarkable design work was vindicated. The aircraft easily out performed and out ran Allied aircraft with twice the D-8's horsepower. Allied pilots quickly recognized how dangerous the new fighter was and dubbed it "The Flying Razor", as its monoplane configuration made it difficult to see, especially when coming at you!

SPECIFICATIONS

Wing Span: 82 inches
Wing Area: 1100 sq. in.
Wing Loading: 25-29 oz./sq. ft.
Flying Weight: 12-14 lbs.
Fuselage Length: 59 inches
Engine Size: 23-26cc Gasoline / 1.2-1.5 4-Stroke Glow
Cowl Diameter: 10-1/2 inches



KIT FEATURES

- Full Size Rolled Plans & Instructions
- Jig & die cut parts
- Pre-bent Wire Landing Gear and Struts
- Basic Hardware Package
- Fully Sheeted "1-piece" bolt on wings
- ABS Plastic Cowl

AVAILABLE ACCESSORIES

- **G901** - 1/4 Scale Spandau Gun (2 req.)
- **488** - 1/4 Scale Du-Bro Vintage Wheels 7"
- **678** - Du-Bro 16 oz. Fuel Tank
- **D411** - Vinyl Decals
- **COVERING:** (2)-5m rolls
- One 1/4 Scale Bust or Full Body Pilot

PHONE CONTACT

ORDERS ONLY: 1-800-225-7287
 TECHNICAL SUPPORT: Mon.-Thurs. ONLY 1-906-863-6421
 BUSINESS HOURS: 8:00 TO 5:00 CST Mon - Fri

1/4 SCALE SOPWITH PUP

Kit No. 420

The Sopwith Pup was one of the most famous World War I fighters. It is remembered as the best flying aircraft of World War I, a tribute to the Sopwith design philosophy of simple and aerodynamically clean structure. Pilots who flew this aircraft apparently looked upon it as an offspring of the 1-1/2 Strutter and dubbed it as the "Pup." Its little known official name is the Sopwith Type 9901.

SHOWN WITH OUR
OPTIONAL FLOAT KIT

1/4 SCALE KIT 3-POINT FLOAT SET

No. 459



SPECIFICATIONS

- Wing Span: 77 inches
- Wing Area: 1985 sq. in.
- Wing Loading: 14-17 oz./sq. ft.
- Flying Weight: 12-14 lbs.
- Fuselage Length: 53 inches
- Engine Size: 23-25 Gasoline
1.2-1.5 4-Stroke Glow
- Cowl Diameter: 9x5 inches

KIT FEATURES

- Full Size Rolled Plans & Instructions
- Jig & die cut parts
- Pre-bent Wire Landing Gear and Struts
- Basic Hardware Package & ABS Plastic Cowl

AVAILABLE ACCESSORIES

- **G902** - 1/4 Scale Vickers Gun (1 req.)
- **488** - 1/4 Scale Du-Bro Vintage Wheels 7"
- **678** - Du-Bro 16 oz. Fuel Tank
- **AC420** - Aluminum Cowl
- **D420** - Roundels Vinyl Decals
- **COVERING:** (2)-5m rolls
- One 1/4 Scale Bust or Full Body Pilot

Our New floats add a whole new demension to WWI flying! Built utilizing Balsa, Basswood, and Plywood. With the floats installed properly, they will comfortably support a 22 pound airplane.

MAIN FLOATS TAIL FLOAT

Weight	44.5 oz	5.1 oz
length	27-7/8 in	13-3/4 in
Height	5 in	3-3/8 in
Width	4-7/8 in	4-1/4 in
Span	Up To 36"	
	(Depending on Plane)	

1/4 SCALE S.P.A.D. 13

Kit No. 404

By far the most highly detailed model to date in our popular line of quarter scale World War I models! Favored by American aces for its strength, power and speed, the S.P.A.D. 13 aircraft to be reckoned with by its adversaries. Our S.P.A.D. 13 lives up to the reputation set by the original back in 1918!

SPECIFICATIONS

- Wing Span: 79-1/4 inches
- Wing Area: 2180 sq. in.
- Wing Loading: 20-24 oz./sq. ft.
- Flying Weight: 20-22 lbs.
- Fuselage Length: 61-1/4 inches
- Engine Size: 30-35cc Gasoline
1.8-2.0 4-Stroke Glow
- Cowl Width: 7-1/2 inches

KIT FEATURES

- Full Size Rolled Plans & Instructions
- Jig & die cut parts
- Pre-bent Wire Landing Gear and Struts
- Basic Hardware Package
- Two Removable "1-piece" bolt on wings
- Scale Exhaust Pipes, Louver Panels,
- Radiator Shutters, Valve Cover Blisters and more

AVAILABLE ACCESSORIES

- **G902** - 1/4 Scale Vickers Gun (2 req.)
- **488** - 1/4 Scale Du-Bro Vintage Wheels 7"
- **679** - Du-Bro 24 oz. Fuel Tank
- **D404** - Vinyl Decals
- **COVERING:** (3)-5m rolls
- One 1/4 Scale Bust or Full Body Pilot



**1/4 SCALE****WWI**

1/4 SCALE SOPWITH F-1 CAMEL Kit No. 401



Balsa USA presents the premier RFC (Royal Flying Corp) "Dog Fighter" and possibly the most famous airplane of the First World War, the Sopwith Camel! With this new fighter you'll be able to go toe to toe with anything the Axis Powers have or are likely to have in the future! And because this is a Balsa USA Camel you won't have to worry about it turning on you, it's a nice "friendly" Camel that's very well behaved in the air and like all Balsa USA models is as easy to fly as it is to build!

SPECIFICATIONS

Wing Span: 84 inches

Wing Area: 2264 sq. in.

Wing Loading: 15-18 oz./sq. ft.

Flying Weight: 15-18 lbs.

Fuselage Length: 55 inches

Engine Size: 20-30 Gasoline

1.2-1.5 4-Stroke Glow

Cowl Diameter: 10-1/4 inches

KIT FEATURES

- Full Size Rolled Plans & Instructions
- Die cut parts
- Pre-bent Wire Landing Gear and Struts with Balsa Fairings
- Basic Hardware Package
- Two "1-piece" bolt on wings
- ABS Plastic Cowl and forward "Hump"

AVAILABLE ACCESSORIES

- **488** - 1/4 Scale Du-Bro Vintage Wheels 7"
- 678 - 16 oz. DuBro Fuel Tank
- G902 - Vickers Gun Kit (2 Required)
- D401 - Decal Kit
- AC401- Spun Aluminum Cowl
- **COVERING:** (3)-5m rolls
- One 1/4 Scale Bust or Full Body Pilot

ELECTRONIC CONTACTTECH SUPPORT: tech@balsausa.comSALES: balsausa@balsausa.com



1/4 SCALE JUNKERS D-1 Kit No. 422

Developed by Hugo Junkers, the D-1 was the world's first operational all metal fighter plane. With a top speed of 140 mph and a service ceiling of just under 20,000 feet the D-1 was decades ahead of its wood and wire, fabric covered competition. This made it arguably the Messerschmitt ME-262 of World War One! Though it arrived too late to play a significant part, the Junkers D-1 was certainly a harbinger of what "Warbirds" were to become!

SPECIFICATIONS

Wing Span: 88-1/2 inches

Wing Area: 1500 sq. in.

Wing Loading: 23-31 oz./sq. ft.

Flying Weight: 15-20 lbs.

Fuselage Length: 63-3/4 inches

Engine Size: 30-40cc Gasoline
1.8-2.4 4-Stroke Glow



KIT FEATURES

- 3-piece wing allows you to leave the landing gear and wing center section on the fuselage for transportation.
- The wing center section is removable for easy access to radio equipment inside the fuselage.
- Removable scale top cowl allows access to the engine and fuel system.
- Adaptable to create a full cockpit! (parts not included).
- Scale Dummy Engine INCLUDED.
- Removable ABS tail cone allows quick access to the included Rudder Pull Pull System.

AVAILABLE ACCESSORIES

- 488 - 1/4 Scale Du-Bro Vintage Wheels 7"
- G901 - 1/4 Scale Spandau Gun (2 required)
- 678 - Du-Bro 16 oz. Fuel Tank
- 504 - Fiberglass Cloth (6 yards)
- 15600 - 1/4 Scale Full Body German Pilot
- D422 - Vinyl Decals
- COVERING: (2)-5m rolls

1/4 SCALE NIEUPOORT 11 C. Kit No. 407

Originally designed for air racing, the Nieuport 11 was pressed into service to combat the deadly Fokker Eindecker, which it did! Soon its reputation for being a small, easy to fly, fighter plane earned it the nick name "Babe." The Nieuport 11 also represents the most colorful era for Allied aircraft in World War I, as pilot's custom painted their Babies in a wide variety of personal and patriotic color schemes.



SPECIFICATIONS

- Wing Span: 73 inches
- Wing Area: 1450 sq. in.
- Wing Loading: 18-21 oz./sq. ft.
- Flying Weight: 12-14 lbs.
- Fuselage Length: 61 inches
- Engine Size: 20-25cc Gasoline
1.2 4-Stroke Glow
Electric Power Equivalent
- Cowl Diameter: 9-1/2 inches

KIT FEATURES

- Full Size Rolled Plans & Instructions
- Basic Hardware Package
- Jig & die cut parts
- ABS Plastic Cowl
- "Full Flying" Rudder
- Pre-bent Wire Landing Gear and Struts
- Two Removable "1-piece" bolt on wings

AVAILABLE ACCESSORIES

- G900 - 1/4 Scale Lewis Gun (1 req.)
- **488** - 1/4 Scale Du-Bro Vintage Wheels 7"
- **678** - Du-Bro 16 oz. Fuel Tank
- **D407** - Vinyl Decals French Markings
- **D420** - Vinyl Decals British Markings
- **COVERING:** (2)-5m rolls
- One 1/4 Scale Bust or Full Body Pilot



21

1/4 SCALE NIEUPOORT 17

Kit No. 410



The Nieuport 17 was unquestionably the most successful of all Nieuport single seat aircraft designs of World War I. It owed its success to being a "sesquiplane" or one-and-a half plane (it was not a true biplane). The design was a compromise between the strength of the biplane and the performance of a monoplane. The accent was on maneuverability, and as a fighting scout the Nieuport was superb, light on the controls and astonishingly quick in the turns! With the advent of massive "dog fights" between the large specialized fighter formations of both sides, the nimble little Nieuport held its own, even as it faced increasingly more powerful and better performing adversaries!

SPECIFICATIONS

- Wing Span: 80 inches
- Wing Area: 1575 sq. in.
- Wing Loading: 17-20 oz./sq. ft.
- Flying Weight: 12-14 lbs.
- Fuselage Length: 61 inches
- Engine Size: 23-26cc Gasoline
1.2-1.5 4-Stroke Glow
- Cowl Diameter: 9-1/2 inches

KIT FEATURES

- Full Size Rolled Plans & Instructions
- Jig & die cut parts
- Pre-bent Wire Landing Gear and Struts
- Basic Hardware Package
- Two Removable "1-piece" bolt on wings
- ABS Plastic Cowl
- "Full Flying Rudder"

AVAILABLE ACCESSORIES

- **G902** - 1/4 Scale Vickers Gun (1 req.)
- **G900** - 1/4 Scale Lewis Gun (1 req.)
- **488** - 1/4 Scale Du-Bro Vintage Wheels 7"
- **678** - Du-Bro 16 oz. Fuel Tank
- **D410** - Vinyl Decals with Indian Head
- **COVERING:** (2)-5m rolls
- One 1/4 Scale Bust or Full Body Pilot
- Aluminum Cowl

PHONE CONTACT

ORDERS ONLY: 1-800-225-7287
 TECHNICAL SUPPORT: Mon.-Thurs. ONLY 1-906-863-6421
 BUSINESS HOURS: 8:00 TO 5:00 CST Mon - Fri



1/4 SCALE NIEUPORT 28C-1

Kit No. 440

The First American flown fighter of World War I and unquestionably one of the sleekest looking aircraft of the era! Join the company of great American aces like Eddie Rickenbacker and patrol the skies over your flying field with the Nieuport 28, remember.... It won't be over til it's over, over there!



SPECIFICATIONS

- Wing Span: 80 inches
- Wing Area: 1600 sq. in.
- Wing Loading: 17-1/2 to 20 oz./sq. ft.
- Flying Weight: 12-14 lbs.
- Fuselage Length: 61 inches
- Engine Size: 23-30cc Gasoline
1.2-1.5 4-Stroke Glow
- Cowl Diameter: 9-1/2 inches

KIT FEATURES

- Full Size Rolled Plans & Instructions
- Jig & die cut parts
- Pre-bent Wire Landing Gear and Struts
- Basic Hardware Package
- Two Removable "1-piece" bolt on wings
- ABS Plastic Cowl

AVAILABLE ACCESSORIES

- **G902** - 1/4 Scale Vickers Gun (2 req.)
- **488** - 1/4 Scale Du-Bro Vintage Wheels 7"
- **678** - Du-Bro 16 oz. Fuel Tank
- **D440** - Vinyl Decals includes "Hat in the Ring"
- **COVERING:** (2)-5m rolls
- One 1/4 Scale Bust or Full Body Pilot
- Aluminum Cowl



1/4 SCALE S.E.5A Kit No. 412

Unquestionably one of the most successful Allied single seat fighters of World War I, the S.E.5a was a superb aircraft. Designed to seek out trouble and meet it head on, while its stable, easy flying qualities made it a favorite among pilots who flew it. Now Balsa USA has reproduced the S.E.5a's same great flying qualities in an easy to build 1/4 scale model. Shown here in the colors of the American 25th Aero Squadron.

SPECIFICATIONS

- Wing Span: 80 inches
- Wing Area: 2300 sq. in.
- Wing Loading: 18-20 oz./sq. ft.
- Flying Weight: 18-20 lbs.
- Fuselage Length: 63-3/4 inches
- Engine Size: 30-35 cc Gasoline
1.5-2.0 4-Stroke Glow

KIT FEATURES

- Full Size Rolled Plans & Instructions
- Jig & die cut parts
- Pre-bent Wire Landing Gear and Struts
- Basic Hardware Package
- Scale Engine and Exhaust Pipes
- Two Removable "1-piece" bolt on wings

AVAILABLE ACCESSORIES

- **G902** - 1/4 Scale Vickers Gun (1 req.)
- **G900** - 1/4 Scale Lewis Gun (1 req.)
- **488** - 1/4 Scale Du-Bro Vintage Wheels 7"
- **D412** - Vinyl Decals American 25th Pursuit Squadron
- **678** - Du-Bro 16 oz. Fuel Tank
- **COVERING:** (2)-5m rolls
- One 1/4 Scale Bust or Full Body Pilot



1/6 SCALE NIEUPORT 28C-1 Kit No. 425



The First American flown fighter of World War I and one of the sleekest looking aircraft with its round fuselage, elliptical wing tips and the graceful curves of its tail. Join the company of great American aces like Rickenbacker, Campbell and Chamber and patrol the skies over your flying field with your own fleet of Nieuport 28's, remember . . .

IT WON'T BE OVER TIL IT'S OVER, OVER THERE!

SPECIFICATIONS

- Wing Span: 53-3/8 inches
- Wing Area: 770 sq. in.
- Wing Loading: 18-21 oz./sq. ft.
- Flying Weight: 5-3/4 to 7 lbs.
- Fuselage Length: 40-7/8 inches
- Engine Size: .40-.45 2-Stroke,
.45-.56 4-Stroke
- Cowl Diameter: 6-3/8 inches

KIT FEATURES

- Full Size Rolled Plans & Instructions
- Jig & die cut parts
- Pre-bent Wire Landing Gear and Struts
- Basic Hardware Package
- Removable "1-piece" bolt on wings
- ABS Plastic Cowl

AVAILABLE ACCESSORIES

- **G436** - 1/6 Scale Vickers Gun (2 req.)
- **486** - 1/6 Scale Du-Bro Vintage Wheels 4-3/8"
- **673** - Du-Bro 6 oz. Fuel Tank
- **D425** - Vinyl Decals includes "Hat in the Ring"
- **COVERING:** (1)-5m roll
- One 1/6 Scale Bust or Full Body Pilot

1/6 SCALE NIEUPORT 17

Kit No. 413

Though not a true biplane the Nieuport's "sesquiplane" (one and a half wing) configuration combined the strength and maneuverability of a biplane with the speed of a monoplane to create one of the most successful fighters of the First World War! This Stunning 1/6 Scale has all of the performance and glory of the original Nieuport 17!



SPECIFICATIONS

- Wing Span: 55 inches
- Wing Area: 683 sq. in.
- Wing Loading: 18-21 oz./sq. ft.
- Flying Weight: 5 to 6-1/2 lbs.
- Fuselage Length: 40 inches
- Engine Size: 35-50 4-Stroke Glow
- Cowl Diameter: 6-1/2 inches

KIT FEATURES

- Full Size Rolled Plans & Instructions
- Jig & die cut parts
- Pre-bent Wire Landing Gear and Struts
- Basic Hardware Package
- Two Removable "1-piece" bolt on wings
- ABS Plastic Cowl

AVAILABLE ACCESSORIES

- **G436** - 1/6 Scale Wms. Bros. Vickers Gun (1 req.)
- **G420** - 1/6 Scale Wms. Bros. Lewis Gun (1 req.)
- **486** - 1/6 Scale Du-Bro Vintage Wheels 4.66"
- **673** - Du-Bro 6 oz. Fuel Tank
- **D413** - Vinyl Decals - Roundels and Indian Head
- **COVERING:** (1)-5m roll
- One 1/6 Scale Bust or Full Body Pilot



1/6 SCALE THOMAS MORSE S-4C SCOUT Kit No. 414

Built by the Thomas-Morse Aircraft Corporation located in Ithaca, NY, the Thomas Morse S-4C Scout affectionately known as "Tommy" by the men who flew it, is probably the best known American built single seat aircraft of the First World War.

SPECIFICATIONS

- Wing Span: 53 inches
- Wing Area: 1,016 sq. in.
- Flying Weight: 6-7 lbs.
- Fuselage Length: 40-3/8 inches
- Wing Loading: 13-16 oz./sq. ft.
- Engine Size: .40-.45 4-Stroke Glow
- Cowl Diameter: 6 3/8"

KIT FEATURES

- Quality AAA Balsa
- Aircraft Quality Plywood
- All Wood Construction
- Precision Jig-Cut Parts
- Full-Size Rolled Plans
- Fall-Out™ Die Cut Parts
- ABS Plastic Cowl
- Pre-Bent Landing Gear
- Step-by-Step Photo Illustrated Instructions
- Name Brand Complete Hardware Package



AVAILABLE ACCESSORIES

- **486** - 1/6 Scale Du-Bro Vintage Wheels 4.66"
- **674** - Du-Bro 8 oz. Fuel Tank
- **D414** - Vinyl Decals - Roundels
- **COVERING:** (1)-5m roll
- One 1/6 Scale Bust or Full Body Pilot

1/6 SCALE SOPWITH PUP Kit No. 418

The Sopwith Pup was one of the most famous World War I fighters. It is remembered as the best flying aircraft of World War I, a tribute to the Sopwith design philosophy of simple and aerodynamically clean structure. Pilots who flew this aircraft apparently looked upon it as an offspring of the 1-1/2 Strutter and dubbed it as the "Pup." Its little known official name is the Sopwith Type 9901. Our model is a faithful reproduction of this early aircraft.

SPECIFICATIONS

- Wing Span: 53-3/4 inches
- Wing Area: 1084 sq. in.
- Wing Loading: 10-14 oz./sq. ft.
- Flying Weight: 4-3/4 to 6-1/2 lbs.
- Fuselage Length: 38-1/2 inches
- Engine Size: 35-50 4-Stroke Glow
- Cowl Diameter: 6-3/8 inches

KIT FEATURES

- Full Size Rolled Plans & Instructions
- Jig & die cut parts
- Pre-bent Wire Landing Gear and Struts
- Basic Hardware Package
- Two Removable "1-piece" bolt on wings
- ABS Plastic Cowl

AVAILABLE ACCESSORIES

- **G436** - 1/6 Scale Wms. Bros. Vickers Gun (1 req.)
- **486** - 1/6 Scale Du-Bro Vintage Wheels 4.66"
- **674** - Du-Bro 8 oz. Fuel Tank
 - **D418** - Vinyl Decals - Roundels
 - **COVERING:** (1)-5m roll
 - One 1/6 Scale Bust or Full Body Pilot



1/6 SCALE FOKKER D-VIII

Kit No. 470

When the new Fokker D-VIII hit the front lines in late October of 1918, Reinhold Platz's remarkable design work was vindicated. The aircraft easily out performed and out ran Allied aircraft with twice the D-8's horsepower. Allied pilots quickly recognized how dangerous the new fighter was and dubbed it "The Flying Razor", as its monoplane configuration made it difficult to see, especially when coming at you!



SPECIFICATIONS

Wing Span: 54 3/8" inches
 Wing Area: 442 1/2" sq. in.
 Wing Loading: 31 oz./sq. ft.
 Flying Weight: 5 3/4 - 6 1/2 lbs.
 Fuselage Length: 38 1/2 inches
 Engine Size: .30-.40 2-Stroke
 .40 4-Stroke
 or Equivalent Electric
 Cowl Diameter: 7"

KIT FEATURES

- Full Size Rolled Plans & Instructions
- Jig & Laser Cut Parts
- Brand Name Hardware
- Pre-bent Wire Landing Gear and Cabane Struts
- Photo Instruction Booklet
- ABS Plastic Cowl

AVAILABLE ACCESSORIES

- **G419** - 1/6 Scale Spandau Gun (2 req.)
- **486** - 1/6 Scale Du-Bro Vintage Wheels 4-3/8"
- **673** - Du-Bro 6 oz. Fuel Tank
- **D470** - Vinyl Decals
- **COVERING:** (1)-5m roll
- One 1/6 Scale Bust or Full Body Pilot

1/6 SCALE FOKKER DR1 TRIPLANE

Kit No. 471

Unquestionably the most recognized aircraft of World War I. From late 1917 until June of 1918, the Fokker DR-1 Triplane blazed its way across history and into the popular culture of today. In the hands of men like Manfred von Richthofen "The Red Baron", Werner Voss and Ernest Udet, the Tri-plane quickly became known as the ultimate "dog fight" aircraft of World War I. "They climb like monkeys and maneuver like devils!" *Manfred von Richthofen*, now truthfully done in 1/6th scale!



SPECIFICATIONS

Wing Span: 46 3/4" inches
 Wing Area: 841" sq. in.
 Wing Loading: 16 3/4 oz./sq. ft.
 Flying Weight: 5 3/4 - 6 1/2 lbs.
 Fuselage Length: 38 1/2 inches
 Engine Size: .40-.45 2-Stroke
 .45 4-Stroke
 or Equivalent Electric
 Cowl Diameter: 7"

KIT FEATURES

- Full Size Rolled Plans & Instructions
- Jig & Laser Cut Parts
- Brand Name Hardware
- Pre-bent Wire Landing Gear and Cabane Struts
- Photo Instruction Booklet
- ABS Plastic Cowl

AVAILABLE ACCESSORIES

- **G419** - 1/6 Scale Spandau Gun (2 req.)
- **486** - 1/6 Scale Du-Bro Vintage Wheels 4-3/8"
- **673** - Du-Bro 6 oz. Fuel Tank
- **D471** - Vinyl Decals
- **COVERING:** (1)-5m roll
- One 1/6 Scale Bust or Full Body Pilot

PHONE CONTACT

ORDERS ONLY: 1-800-225-7287
 TECHNICAL SUPPORT: Mon.-Thurs. ONLY 1-906-863-6421
 BUSINESS HOURS: 8:00 TO 5:00 CST Mon - Fri



FOKKER E.III EINDECKER 90
Kit No. 417

The actual aircraft responsible for the Fokker Scourge! Our model is accurate in outline, but has been modernized! Sorry guys - we cheated, there is no wing warping, the model has ailerons, and a real airfoil is included at no extra charge! Now the preferred mount of Oswald Boelcke, Max Immelman, and many of the First World War's early German Aces can be yours. The wing construction uses a unique "egg crate" type of assembly. Here the ribs lock onto a full-length, die cut shear web for perfect alignment. The main spars are pre-slotted and this shear web/rib assembly locks into these slots top and bottom. This greatly increases the strength and simplicity of the wing construction without any weight penalty. The fuselage features die-cut fuselage sides and doublers for ease of construction. The fuselage is not a difficult to build "stick box". The Eindecker is very easy to build and you won't spend hours rigging it up at the flying field. Just plug in the aileron servos, bolt on the wing, and you are ready to go flying. The flying qualities of the Eindecker are smooth and easy. Lazy aerobatics are this Fokker's forte. Practice some Immelmans in the aircraft that invented them! Savor the flavor and fun of this very early aero plane the easy way!

SPECIFICATIONS

- Wing Span: 80 inches
- Wing Area: 1155 sq. in.
- Wing Loading: 16 oz./sq. ft.
- Flying Weight: 7-1/2 to 8 lbs.
- Fuselage Length: 56-1/2 inches
- Cowl Diameter: 7-3/8 inches

KIT FEATURES

- Full Size Rolled Plans & Instructions
- Jig & die cut parts
- Pre-bent Wire Landing Gear
- Basic Hardware Package
- Removable "1-piece" bolt on wings
- ABS Plastic Cowl

AVAILABLE ACCESSORIES

- **G901** - 1/4 Scale Spandau Gun (1 req.)
- **486** - 1/6 Scale Du-Bro Vintage Wheels 4.66"
- **675** - Du-Bro 10 oz. Fuel Tank
- **MD417** - Vinyl Decals Maltese Crosses
- **COVERING:** (2)-5m rolls



EINDECKER 40 Kit No. 419

Our Eindecker 40 kit has been engineered for your success. There are dozens of precision die-cut parts to speed up the assembly of the model. The instruction manual is packed with detailed photos and illustrations and allows you to assemble the model quickly. The plans come rolled and are highly detailed as well. The hardware package is complete with every nut, bolt, screw, hinge and control horn you will need to complete the model. There are even parts for a dummy Maxim machine gun included! The landing gear is pre-bent and even the landing gear blocks are cut to size. If you are looking for an easy to build kit that will really turn some heads at the flying field, you can't go wrong with our Eindecker 40!



SPECIFICATIONS

- Wing Span: 60 inches
- Wing Area: 632 sq. in.
- Wing Loading: 20 oz./sq. ft.
- Flying Weight: 5-6 lbs.
- Fuselage Length: 42-1/2 inches
- Engine Size: .35-.45 2-Stroke / .45-.61 4-Stroke
- Cowl Diameter: 5-1/2 inches



AVAILABLE ACCESSORIES

- **G419** - 1/6 Scale Spandau Gun (1 req.)
- **483** - 1/8 Scale Du-Bro Vintage Wheels 3.5"
- **673** - Du-Bro 6 oz. Fuel Tank
- **D419** - Maltese Crosses Vinyl Decals
- **COVERING:** (2)-5m rolls



1913 ETRICH TAUBE 90 Kit No. 394

Relive the days of old, when daring Aviators coaxed their fragile craft into the air to experience the thrill of early flight. Our Taube (German for dove) captures all the excitement of this early era with its slow and graceful flight. Incredibly stable, the Taube features a semi-symmetrical airfoil and very light wing loading so its slow speed flight characteristics are outstanding. Unlike most other World War I models, our Taube is very easy to build. So, if you like the flavor of a World War I aero plane, but were put off by the complexity of building one, the Taube is for you! Balsa USA's kit is very complete and a tremendous value. Our comprehensive photo illustrated instruction booklet (over 70 photos) leads you through each step of the construction. Precision jig-cut and 18 different sheets of die-cut parts greatly simplify and speed up building time. The hardware package is complete with every nut, bolt, screw, hinge, and control horn you will need to complete the model. The landing gear is present and even the landing gear blocks are cut to size. If you are looking for an easy to build kit that will really turn some heads at the flying field, you can't go wrong with the Taube!



SPECIFICATIONS

Wing Span: 83-1/2 inches
 Wing Area: 1250 sq. in.
 Wing Loading: 16-17 oz./sq. ft.
 Flying Weight: 8-1/2 to 9 lbs.
 Fuselage Length: 63-1/2 inches
 Engine Size: 60-.80 2-Stroke
 .70-.91 4-Stroke

KIT FEATURES

- Full Size Rolled Plans & Instructions
- Removable "1-piece" bolt on wings
- Pre-bent Wire Landing Gear
- Basic Hardware Package
- Jig & die cut parts

AVAILABLE ACCESSORIES

- **485** - 1/5 Scale Du-Bro Vintage Wheels 5.6"
- **675** - Du-Bro 10 oz. Fuel Tank
- **COVERING:** (2)-5m rolls
- **Maltese Crosses NOT included**



TAUBE 40 Kit No. 439



The original! Our smaller Taube kit has probably introduced more builders into World War I aero modeling than any other single kit. And why not, where else can you find a sport scale model of a unique early aircraft at such a great price? Now it is even better. Our completely revised kit is easier and faster to build. The 22 page instruction manual has over 90 photos to

guide you through every step of the assembly. Nothing is left to the imagination. The Taube is a gentle flyer that anyone who has successfully flown an R/C trainer can handle easily. Construction is straight forward and no special tools or jigs are required. The kit features jig cut parts and precision die cut parts to speed up and simplify construction. Rolled full size plans, pre-bent gear wires, and a complete hardware package are also included. If you are looking for a very unique model that flies great, is easy to build, and really stands out at the field - look no further, this Taube's for you! The perfect 3 channel Sunday Flyer.

SPECIFICATIONS

Wing Span: 62 inches
 Wing Area: 680 sq. in.
 Wing Loading: 14 oz./sq. ft.
 Flying Weight: 5 lbs.
 Fuselage Length: 44 inches
 Engine Size: .30-.46 2-Stroke / .40-.50 4-Stroke

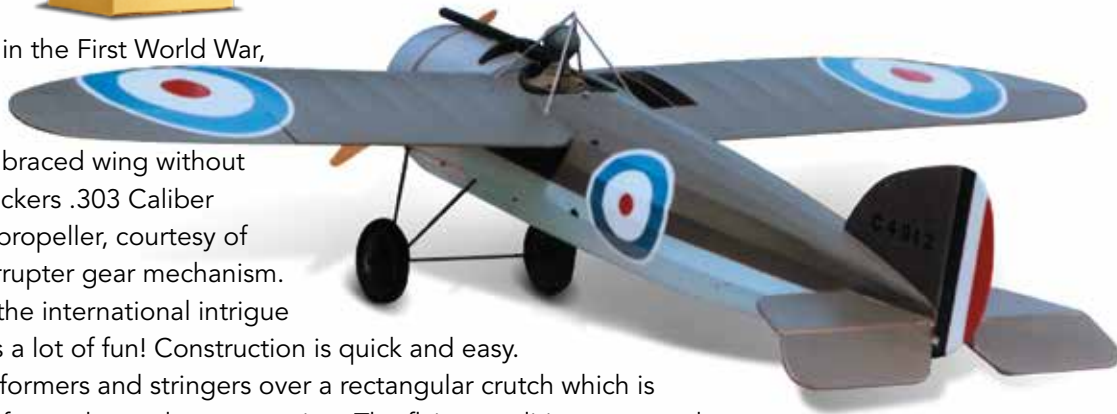
AVAILABLE ACCESSORIES

- **483** - 1/8 Scale Du-Bro Vintage Wheels 3.5"
- **673** - Du-Bro 6 oz. Fuel Tank
- **COVERING:** (2)-5m rolls
- **Maltese Crosses NOT included**

BRISTOL M-1 Kit No. 436

To counter the Fokker scourge early in the First World War, the Bristol Aircraft Company secretly developed the M-1. It was quite revolutionary for its time. It had a wire braced wing without external struts and featured a single Vickers .303 Caliber Machine Gun which fired through the propeller, courtesy of the "appropriate" use of Fokker's interrupter gear mechanism. Our kit of this aircraft doesn't have all the international intrigue involved with the original, but it sure is a lot of fun! Construction is quick and easy.

The round type fuselage is built using formers and stringers over a rectangular crutch which is simple to build, yet gives the illusion of complex scale construction. The flying qualities are superb. Slow, graceful flight and lazy aerobatics is where the Bristol is at its' best. We invite you to enjoy the flavor of a World War I model that builds quickly and easily and flies great!

**SPECIFICATIONS**

Wing Span: 60 inches
 Wing Area: 650 sq. in.
 Wing Loading: 22-1/2 oz./sq. ft.
 Flying Weight: 6 to 6-3/4 lbs.
 Fuselage Length: 44-1/2 inches
 Engine Size: .40-.60 2-Stroke
 .45-.65 4-Stroke Glow
 Cowl Diameter: 7-3/8 inches

KIT FEATURES

- Full Size Rolled Plans & Instructions
- Removable "1-piece" bolt on wings
- Pre-bent Wire Landing Gear
- Basic Hardware Package
- Jig & die cut parts
- ABS Plastic Cowl

AVAILABLE ACCESSORIES

- **G436** - 1/6 Scale Vickers Gun (1 req.)
- **486** - 1/6 Scale Du-Bro Vintage Wheels 4.66"
- **675** - Du-Bro 10 oz. Fuel Tank
- **D436** - Vinyl Decals
- **COVERING:** (1)-5m roll
- One 1/6 Scale Bust or Full Body Pilot

1/4 & 1/3 SCALE EDO FLOAT KITS

463 - 1/3 Scale Edo 1400 Series Floats are 59 inches in length. Will support models weighing up to 40 pounds.

464 - 1/4 Scale Edo 1400 Series Floats are 44-1/2 inches in length. Will support models weighing up to 20 pounds.

Our two Ultimate Series™ 1/4 and 1/3 Scale float kits exactly duplicate Edo's 1400 series right down to the last fitting. Although the floats were designed for use on a J-3 Cub, they can be adapted for use on almost any 1/4 or 1/3 scale model. Both kits include all the exact scale details to make the floats really stand out from the rest on water. Both kits are absolutely complete with formed basswood struts, scale toe rails, chine stripes, scale rivet details, water rudder and all the scale metal fittings needed to fit to your model. Interior construction is balsa, basswood and plywood. The exterior of the kits are 1/32" aircraft grade plywood, which exactly duplicates the metal surfaces of the full scale Edo floats. If you are looking for the finest, most accurate, exact scale float kit that is still very easy to build, our Edo float kits are for you.

KIT FEATURES

- Full Size Rolled Plans & Instructions
- Jig & die cut parts
- All Struts, Cross Brace Wires and Fittings
- One (1) Water Rudder



1/4 SCALE

Classic

1/4 SCALE J-3 CUB Kit No. 438

The first perfect 1/4 scale model!!



The Piper J-3 Cub is arguably the most recognizable light aircraft ever manufactured. If it's yellow, its got to be a Cub! During the past 60 years since its introduction, the Piper Cub has probably been responsible for training more full scale pilots than any other single aircraft in history and is still going strong today. Balsa USA's 1/4 scale model holds true to this fine tradition. No other Cub kit is as complete for the price. Accurate, in outline, our Cub kit is as easy to build as it is to fly. A complete step-by-step photo illustrated instruction manual leads you through the construction of the model from start to finish. The hardware package is absolutely complete with over 100 items. This kit is loaded with precision jig-cut and die-cut parts to simplify and speed up the building process. No special tools are necessary because there are no screened parts.

Easy to build and even easier to fly, the Cub is the perfect choice for a modelers first 1/4 scale project. The two piece scale wing design comes apart easily, making the model simple to transport and set up. The flying characteristics are absolutely outstanding, just like the full scale Cub. The Balsa USA Cub is truly a great kit of a legendary aircraft.

SPECIFICATIONS

- Wing Span: 108 inches
- Wing Area: 1610 sq. in.
- Wing Loading: 18-20 oz./sq. ft.
- Flying Weight: 12-14 lbs.
- Fuselage Length: 68 inches
- Engine Size: .60-1.08 2-Stroke
- .90-1.20 4-Stroke



KIT FEATURES

Full Size Rolled Plans & Instructions

- Removable "2-piece" bolt on wings
- Pre-bent Wire Landing Gear and struts
- Basic Hardware Package
- Jig & die cut parts
- ABS Plastic Cowl
- Windshield & Window material
- Decal Set

AVAILABLE ACCESSORIES

- **490** - Du-Bro 4 1/2" Wheels without hub caps
- **678** - Du-Bro 16 oz. Fuel Tank
- **464** - 1/4 Scale EDO Floats
- **A469** - Fiberglass Cowl with engine detail
- **469** - Fiberglass Cowl without engine detail
- **500** - 1/4 scale Continental 65 dummy engine kit
- **493** - Du-Bro hinges (2 packs required)
- **COVERING:** (2)-5m rolls
- One 1/4 Scale Bust or Full Body Pilots

PHONE CONTACT

ORDERS ONLY: 1-800-225-7287
 TECHNICAL SUPPORT: Mon.-Thurs. ONLY 1-906-863-6421
 BUSINESS HOURS: 8:00 TO 5:00 CST Mon - Fri

1/4 SCALE EAA BIPLANE Kit No. 449

The full scale EAA Biplane was designed in the middle sixties by Paul Poberezny and Stan Dzik in cooperation with the Experimental Aircraft Association. It was envisioned to be an easily constructed home built that the average person could build without special tools and flew great. The design continues to be very popular today and hundreds of them have been built all over the world. Balsa USA's 1/4 scale model is a faithful rendition of this aircraft. It is fully aerobatic and uses the same semi-symmetrical airfoil used on the full scale aircraft. With over 1000 sq. in. of wing area and an all up weight of only 8 pounds, our EAA Bipe is a real pussycat in the air. Simple as well as complex aerobatics are easily done, yet the model will slow down to a walk on landing without any tendency to tip stall. Even though this is a scale model, it is still quite easy and straight forward to build. So if you are looking for an excellent first 1/4 scale Bipe at a really great price, our EAA Bipe is for you.

**SPECIFICATIONS**

Wing Span: 60 inches

Wing Area: 1058 sq. in.

Wing Loading: 17-1/2 oz./sq. ft.

Flying Weight: 8-9 lbs.

Fuselage Length: 52-1/2 inches

Engine Size: .60-1.08 2-Stroke / .65-1.20 4-Stroke

KIT FEATURES

- Full Size Rolled Plans & Instructions
- Jig & die cut parts
- Pre-bent Wire Landing Gear and Struts
- Basic Hardware Package
- Two Removable "1-piece" bolt on wings
- ABS Plastic Cowl
- Windshield Material
- Decal Set

AVAILABLE ACCESSORIES

- **481** - Du-Bro 4" Wheels
- **676** - Du-Bro 12 oz. Fuel Tank
- **723** - CB Tail Wheel Assembly
- **COVERING:** (2)-5m rolls
- One 1/4 Scale Bust or Full Body Pilot



SCALE

Warbird

NORTH AMERICAN P-51D MUSTANG Kit No. 416



31

We know you have always had a soft spot for a P-51 Mustang, who doesn't? Maybe you were holding out for an easily built model. A kit you actually could enjoy building and flying! A kit that is a great value and not one that just sounded good until you found out you had to spend a fortune on necessary items that were "not included" - things like the landing gear! Who wants that! Only Balsa USA gives you a P-51 kit that you can actually afford and one that will be enjoyable to build too. For example, the wing sheeting supplied is 5" and 6" wide. You don't have to glue up dozens of 3" wide sheets. The fuselage sides are two pieces of die cut stock. The fuselage uses locking tab construction. All the formers, except the firewall, lock into place on the fuse sides for accuracy and ease of building.

THIS IS A WORLD WAR II FIGHTER YOU CAN AFFORD, ONE THAT LOOKS AND FLIES LIKE THE REAL THING!

How about pre-formed wing fillets, four sheets of full-size rolled plans, full width sheeting on the stab, vertical fin, flaps, and ailerons! The landing gear, tailwheel assembly, and all the mounting hardware are included as well as all the parts necessary to install Robart retracts. The instruction manual is complete with over 180 large photos and illustrations. We didn't stop there either! Our Mustang kit is highly prefabricated with 32 precision die cut and jig cut parts to speed up assembly.

A COMPLETE HARDWARE package is included as well. There is even a 3- view drawing for the layout of the panel lines if you are so inclined! This is the P-51 Mustang kit you have been waiting for!

SPECIFICATIONS:

- Wing Span: 75 inches
- Wing Area: 960 Sq. inches
- Fuselage Length: 65 inches
- Weight: 11-1/2 to 13 lbs.
- Engine: 1.08-1.5 2 Stroke
- 1.20-1.5 4 Stroke


AVAILABLE ACCESSORIES

- **COVERING:** (1)-5m rolls
- **17200** - One 1/6 Scale Bust

ELECTRONIC CONTACT

TECH SUPPORT: tech@balsausa.com
SALES: balsausa@balsausa.com

Learn to Build with our Balsa USA Student Trainer



SPECIFICATIONS

Wing Span: 72 inches

Wing Area: 840 sq. in.

Flying Weight: 7 to 8-3/4 lbs.

Fuselage Length: 55 inches

Wing Loading: 19-24 oz./sq. ft.

Engine Size: 40-.46 2-Stroke

.50-.60 4-Stroke

BALSA USA STUDENT TRAINER

Kit No. 426

The Balsa USA "Student Trainer" is intended as a "BUILDING TRAINER"! This model is designed for those of you that may have learned the basic flying skills from the various ARF's on the market and are looking for something more from the hobby than just buying one ARF after another. The "Student Trainer" is for those that want to become "Model Builders"! The Balsa USA "Student Trainer" will take you through the basics of actually building a wooden model airplane from start to finish, consider it a complete course in model building, and not just the instructions to a kit. In this course, you will learn about the different glue and adhesives used in building a model, how to sand and shape the various pieces that make up a model airplane. You will learn to fit parts properly, build straight wings, a straight and true fuselage, and to align a model, plus a whole lot more! Not just the "HOW" but the "WHY" will be explained. You'll be offered options and choices with the advantages and disadvantages of each explained. Common problems and their solutions will be discussed and explained. In the end, you will not only have built this model but you'll have achieved a solid understanding of how to build most other models as well and be well on your way to becoming a true "model builder". You'll get a pretty cool model airplane out of the deal too!



KIT FEATURES

- Full Size Rolled Plans & Instructions
- Jig & die cut parts
- Pre-bent Wire Landing Gear with nose gear strut
- Basic Hardware Package
- Removable "1-piece" rubber band on wings

AVAILABLE ACCESSORIES

- **479** - Du-Bro 3" Wheels
- **478** - Du-Bro 2-3/4" Wheels
- **674** - Du-Bro 8 oz. Fuel Tank
- **COVERING:** (1)-5m roll
- **17700** - 1/5 Scale Pilot Bust

BALSAUSA.COM

201 3rd Ave, Menominee, MI 49858



STICK 40 PLUS

Kit No. 434



4-Channel Trainer - The *Stick 40 Plus*TM has been designed especially for the novice and has been the R/C club trainer of choice since 1977. Unlike foreign ARF's and ready-to-fly models, our trainers are totally and completely repairable when necessary by you. Repair parts are available by phone. The *Stick 40 Plus*TM can be built as a tail dragger or tricycle landing gear. All parts are included in the kit. They almost guarantee your success. Our concise photo illustrated instruction booklet takes you step-by-step through the complete building process straight to the first trip to the flying field. Over 80 photos to simplify and guide you through the construction. The all balsa and plywood construction goes together quickly and is easily repairable. Inexpensive: Dollar for dollar our kits are the best buy you can find anywhere! Repair parts are always available.

Experienced: Expert help is a phone call away if needed. Tough: The fuselage is all plywood and basswood and the wing is rubber banded on so it will "pop" off in a crash. The kit does not contain any hard to repair heavy foam or plastic. Remember, when you build it - you can repair it! The wing kit is also available separately. The *Stick 40 Plus*TM was designed with ailerons and is the Deluxe version of the *Stick 40*TM. This is one of the best "Fun-Flyers" you can own.

SPECIFICATIONS

Wing Span: 58 inches Wing Area: 580 sq. in.

Flying Weight: 5 to 5-3/4 lbs.

Fuselage Length: 43 inches

Wing Loading: 20-22 oz./sq. ft.

Engine Size: .30-.40 2-Stroke / .40-.60 4-Stroke

KIT FEATURES

- Full Size Rolled Plans & Instructions
- Jig & die cut parts
- Pre-bent Wire Landing Gear with nose gear strut
- Basic Hardware Package
- Removable "1-piece" rubber band on wings
- **COVERING:** (1)-5m roll

AVAILABLE ACCESSORIES

- **480** - Du-Bro 3" Wheels
- **477** - Du-Bro 2-1/2" Wheels
- **674** - Du-Bro 8 oz. Fuel Tank
- **432** - Stick 40 Plus Wing Kit

FORCE ONE Kit No. 457**Sport Delta-Wing Pusher (Trike-Gear)**

The *Force One* was the first of Laddie Mikulasko's Mid-engine delta winged model designs. The model is very fast and maneuverable at high throttle, but can fly so slowly that it almost hovers without stalling. Small and compact, the *Force One* is a one piece model that transports easily. Simple to fly, it can be successfully flown by any beginner that has mastered take-offs and landings. Install a hot engine, increase the control throws and look out! The *Force One* will really move! Construction is straight forward without any complex or unusual methods used that would make the kit difficult. With revised plans and a 24 page instruction manual that features over 100 photos, nothing is left to the imagination! The kit includes premium quality balsa and plywood where many of the parts are die-cut or jig-cut to speed and simplify construction. If you are looking for an unusual looking model that flies great, the *Force One* is for you.

SPECIFICATIONS

Wing Span: 36-1/2 inches

Wing Area: 611 sq. in.

Wing Loading: 17 oz./sq. ft.

Flying Weight: 4-1/2 lbs.

Fuselage Length: 34 inches

Engine Size: .40-.46 2-Stroke
.45-.50 4-Stroke**KIT FEATURES**

- Full Size Rolled Plans & Instructions
- Jig & die cut parts
- Pre-bent Wire Landing Gear
- Basic Hardware Package
- Compact one-piece design, no field assembly
- Elevator, Aileron and Throttle Control
- Decal Set

AVAILABLE ACCESSORIES

- **477** - Du-Bro 2-1/2" Wheels
- **475** - Du-Bro 2" Wheels
- **674** - Du-Bro 8 oz. Fuel Tank
- **COVERING:** (1)-5m roll

PHONE CONTACT

ORDERS ONLY: 1-800-225-7287

TECHNICAL SUPPORT: Mon.-Thurs. ONLY 1-906-863-6421

BUSINESS HOURS: 8:00 TO 5:00 CST Mon - Fri

ENFORCER Kit No. 458**Sport Delta-Wing Pusher (Trike-Gear)**

Vertical performance at the 6 lb. flying weight is phenomenal and will perform all the basic aerobatic maneuvers with ease. Even though it is fast and maneuverable, with over 1000 sq. in. of wing area, it can be flown so slowly that any modeler who can handle a trainer can fly it easily. The kit includes all the quality features you expect from Balsa USA. Even though the model is of an unusual configuration, it is not difficult to build. Our updated plans and instructions make building the *Enforcer* a simple and enjoyable job. The model builds as a two piece model which breaks apart for easy transportation. The step-by-step, easy to follow photo illustrated instructions lead you through every step. The 22 page manual contains over 80 photos and illustrations. If you like an easy to build model that flies great and has knock out looks, you will want an *Enforcer*!

**SPECIFICATIONS**

Wing Span: 48-1/2 inches
 Wing Area: 1080 sq. in.
 Wing Loading: 13-17 oz./sq. ft.
 Flying Weight: 6-8 lbs.
 Fuselage Length: 54 inches
 Engine Size: .60 - .80 2-Stroke
 .90 - 1.20 4-Stroke

KIT FEATURES

- Full Size Rolled Plans & Instructions
- Jig & die cut parts
- Pre-bent Wire Landing Gear
- Basic Hardware Package
- Removable "1-piece" bolt on wings
- Formed Clear Plastic Canopy
- Elevator, Aileron and Throttle Control

AVAILABLE ACCESSORIES

- **477** - Du-Bro 2-1/2" Wheels
- **475** - Du-Bro 2" Wheels
- **674** - Du-Bro 8 oz. Fuel Tank
- Pusher Props
- **COVERING:** (2)-5m rolls



NORTHSTAR Kit No. 455
 Flying Boat Seaplane

Designed by Laddie Mikulasko, the *Northstar* is no ordinary float plane! The *Northstar* accelerates quickly on the water and lands slow and easy. Because of it's design it will handle rough water better than any other model. Attach the included landing gear and fly it off land as well. In fact, it can be flown as is right off the snow if you are so inclined! Once in the air, you will be surprised at how stable the model is and its speed. Fast and groovy, the *Northstar* just could become one of your favorite airplanes. The model can do any maneuver a conventional model can do - except spin. It will also do one maneuver that conventional model's can't do - a controlled vertical descent! The large delta wing plan form is very stable, yet is quick and agile.

SPECIFICATIONS

Wing Span: 44 inches
 Wing Area: 750 sq. in.
 Wing Loading: 20-22 oz./sq. ft.
 Flying Weight: 6-1/2 to 7 lbs.
 Fuselage Length: 54 inches
 Engine Size: .40-.46 2-Stroke

KIT FEATURES

- Full Size Rolled Plans & Instructions
- Jig & die cut parts
- Pre-bent Wire Landing Gear
- Basic Hardware Package
- "One Piece" model that doesn't disassemble
- ABS Plastic Cowling

AVAILABLE ACCESSORIES

- **477** - Du-Bro 2-1/2" Wheels
- **475** - Du-Bro 2" Wheels
- **674** - Du-Bro 8 oz. Fuel Tank
- **COVERING:** (2)-5m rolls



PHAETON II Kit No. 448
Sport biplane

Our completely revised *Phaeton II* has a 26 page photo illustrated instruction manual with over 110 photos and illustrations. Construction has been simplified wherever possible for fast assembly. The plans have been redrawn as well, again to ease the construction of the model wherever possible. This makes the *Phaeton II* fast and easy to build. Fuselage construction could hardly be simpler! The *Phaeton II*'s flight performance is second to none in a small biplane. You will find that complex aerobatics are effortless. Its light wing loading and semi symmetrical wing will give you tremendous slow flight characteristics. It lands incredibly slow without any tendency to tip stall. If you are looking for a great biplane that really performs with any .40 sized engine, the *Phaeton II* is for you. You would be hard pressed to find a better small biplane at a better price anywhere.

SPECIFICATIONS

Wing Span: 52 inches

Wing Area: 900 sq. in.

Wing Loading: 15-17 oz./sq. ft.

Flying Weight: 6 to 6-3/4 lbs.

Fuselage Length: 41-3/8 inches

Engine Size: .45-.60 2-Stroke / .60-.91 4-Stroke

KIT FEATURES

- Full Size Rolled Plans & Instructions
- Jig & die cut parts
- Pre-bent Wire Landing Gear and Wing Struts
- Basic Hardware Package
- Two Removable "1-piece" bolt on wings
- ABS Plastic Cowl

AVAILABLE ACCESSORIES

- **480** - Du-Bro 3" Wheels
- **675** - Du-Bro 10 oz. Fuel Tank
- **COVERING:** (2)-5m rolls

PHAETON 90

Kit No. 450
Sport Biplane

The *Phaeton 90* was designed around the powerful 4-stroke engines. Our deluxe kit builds very quickly and the flight performance is absolutely outstanding. The lightly loaded, semi symmetrical airfoil is slow and docile when you want it to be, but open up the throttle and watch out! The *Phaeton 90* will immediately respond with any and all kinds of aerobatics anytime you want it to. This is one great model at an even greater price! Where else can you find a model this size, for this price - only from Balsa USA! The *Phaeton 90* makes a great first large biplane. It is very easy to build and even easier to fly. We think that you are going to love it!



SPECIFICATIONS

Wing Span: 70 inches

Wing Area: 1576 sq. in.

Wing Loading: 16 to 17-1/2 oz./sq. ft.

Flying Weight: 11-12 lbs.

Fuselage Length: 54-1/2 inches

Engine Size: .60-1.08 2-Stroke
.90-1.20 4-Stroke

KIT FEATURES

- Full Size Rolled Plans & Instructions
- Jig & die cut parts
- Basic Hardware Package
- Pre-bent Wire Landing Gear and Wing Struts
- Two Removable "1-piece" bolt on wings
- ABS Plastic Cowl

AVAILABLE ACCESSORIES

- **481** - Du-Bro 4" Wheels
- **676** - Du-Bro 12 oz. Fuel Tank
- **COVERING:** (2)-5m rolls

CITABRIA AEROBATIC PRO Kit No. 451

Mid 60's Parasol Wing Aerobatic Aircraft



The Citabria Pro was developed from Bellanca's famous two place tandem sport aerobatic Citabria. Incidentally, the name "Citabria" is a clever backwards spelling of the word "airbatic". Although the full scale Citabria Pro never really caught on in the full scale world, the model is a different story altogether. Our kit of the model is a delightful airplane to fly. Although the model is capable of practically any kind of aerobatics, most modelers we talked to found that they really enjoyed the easy handling characteristics. It is a great first scale model because it builds quickly, looks great, and flies even better! If you are looking for a great flying model that isn't just another ordinary ho-hum sport model, check out the Pro!

SPECIFICATIONS

Wing Span: 80 inches

Wing Area: 1120 sq. in.

Wing Loading: 23 oz./sq. ft.

Flying Weight: 11-12 lbs.

Fuselage Length: 54-1/2 inches

Engine Size: G23 Gasoline
.60-1.08 2-Stroke
.90-1.20 4-Stroke

KIT FEATURES

- Full Size Rolled Plans & Instructions
- Jig & die cut parts
- Pre-bent Wire Cabane Struts
- Basic Hardware Package
- Removable "1-piece" bolt on wings
- ABS Plastic Cowl and Wheel Pants
- Pre-formed Aluminum Landing Gear
- Decal Sheet

AVAILABLE ACCESSORIES

- **480** - Du-Bro 3-1/2" Wheels
- **676** - Du-Bro 12 oz. Fuel Tank
- **723** - CB Tail Wheel Assembly
- **COVERING:** (2)-5m rolls
- One 1/4 Scale Bust or Full Body Pilot

DU-BRO VINTAGE WHEELS

Made with a very high quality ABS plastic and an interlocking rubber tire. Just what you need to complete any scale model airplane kit.

- **483** 1/8 Scale Vintage Wheels 3.5"
- **486** 1/6 Scale Vintage Wheels 4.66"
- **485** 1/5 Scale Vintage Wheels 5.6"
- **488** 1/4 Scale Vintage Wheels 7"
- **489** 1/3 Scale Vintage Wheels 9.33"



RELIVE THE GOLDEN AGE OF R/C MODELING WITH BALSA USA'S LINE OF NOSTALGIC KITS!



*Vintage Radio Control Society eligible airplane
Any airplane that employed radio control and was
kitted, published or flown 35 years ago or earlier,
as of January 1 of the current year is eligible
under VR/CS rules.*

Balsa USA has re-released three of their best selling kits from the 1970's! Whether you enjoyed these models back "In The Day" or are new to the hobby don't miss out on the fun of "back to basics" flying with these easy to build classic R/C models! Although these kits now feature modern fully "photo illustrated" instruction manuals detailing every step of the building process as well as suggested updates to bring them up to modern standards, they also include the original 1970's era two pages of type written instructions, and of course the original plans! Designed for .40 2-stroke glow engines these kits feature fully symmetrical "one piece" bolt on wings, vacuum formed clear plastic canopies, pre-bent wire landing gear, name brand hardware (hinges not included), rolled plans and of course Balsa USA's top quality die cut balsa and plywood parts!

MOONRAKER Kit No. 444

A "Swept Wing" performer with the look of a 1960's jet fighter!

SPECIFICATIONS

Wing Span: 54 inches

Wing Area: 560 sq. in.

Wing Loading: 23-25 oz./sq. ft.

Flying Weight: 5 to 5-3/4 lbs.

Fuselage Length: 43 inches

Engine Size: .40-.50 2-Stroke Glow
equivalent E-power

AVAILABLE ACCESSORY

- **COVERING:** (1)-5m roll



EXCALIBUR Kit No. 442

A "Twin Tail Tiger" with the vintage look of a 1950's air racer!



SPECIFICATIONS

Wing Span: 52 inches

Wing Area: 525 sq. in.

Wing Loading: 22-24 oz./sq. ft.

Flying Weight: 5 to 5-1/2 lbs.

Fuselage Length: 43 inches

Engine Size: .40-.50 2-Stroke Glow
or equivalent E-power

AVAILABLE ACCESSORY

- **COVERING:** (1)-5m roll



SMOOTHIE Kit No. 443

A timeless R/C low wing classic!

SPECIFICATIONS

Wing Span: 52 inches

Wing Area: 525 sq. in.

Wing Loading: 22-24 oz./sq. ft.

Flying Weight: 5 to 5-1/2 lbs.

Fuselage Length: 43 inches

Engine Size: .40-.50 2-Stroke Glow
or equivalent E-power

AVAILABLE ACCESSORY

- **COVERING:** (1)-5m roll

PHONE CONTACT

ORDERS ONLY: 1-800-225-7287

TECHNICAL SUPPORT: Mon.-Thurs. ONLY 1-906-863-6421

BUSINESS HOURS: 8:00 TO 5:00 CST Mon - Fri

OUR FIRST
LASER CUT KIT
OF THIS SIZE!

NOSTALGIA
NEVER LOOKED
SO GROOVY!

SMOOTHIE XL

KIT No. 435

Aircraft Paint Scheme
Credit: Edward Eck

The Smoothie XL is the one of the best sport aerobatic planes on the market. With its 88-3/4" fully symmetrical wing, oversized control surfaces, and sleek aerodynamic shape, the Smoothie XL outperforms all the other 30cc sport kits available. Install a 20cc gas engine if you want a tame relaxing plane that will do loops, rolls and touch-and-goes all Sunday long. Install a 35cc if you want to "Unleash The Beast" stored within the Smoothie XL. The optional flaps allow the Smoothie XL to almost stop in the air.

The Smoothie XL is an enlarged version of our .40 sized Smoothie. This kit features a fully symmetrical wing. The fuselage utilizes a tabbed construction to aid in construction ease and speed up building time. The tail surfaces are built up and then sheeted for strength. The stringers on the turtle deck are angled so the covering touches just a point of the wood creating a unique, clean and attractive appearance.

SPECIFICATIONS

Wing Span: 88-3/4 inches

Wing Area: 1396 sq. in.

Flying Weight: 14-16lbs.

Fuselage Length: 70 inches

Engine Size: 20-35cc Gasoline

KIT FEATURES

- Rolled Plans
- ABS Wheel Pants & ABS Chin Cowl
- Complete Hardware Package
- Ohio Superstar Tail Wheel Assembly
- Clear Plastic Canopy

AVAILABLE ACCESSORIES

- Du-Bro 3" or 3-1/2" Wheels
- **678** - Du-Bro 16 oz. Fuel Tank
- **D435** - Decal Kit
- **COVERING:** (2)-5m rolls
- **62600** - One 1/4 Scale Sportsman Pilot Bust

BALSAUSA.COM

201 3rd Ave, Menominee, MI 49858



BALSA USA

Build Your Dream Into a Reality!



STINGRAY 120 Kit No. 391

Fantastic Flight Performance

The Perfect Sport Aerobatic Model. The Stingray is a perfect sport model for any day of the week. The highly efficient wing tip end plates and mid-wing design make its flight performance nothing less than fantastic. Its quick and easy build design make it great for a modeler who is building his first kit or one who just wants a fun plane they can get in the air fast. The Stingray makes a great aerobatic trainer at a fraction of the cost of most aerobatic planes. With new updates to include options for flaps and tail mounted servos, installing a gas engine will help to keep fuel costs down. Its light weight creates a great platform for an electric conversion and also helps allow the Stingray to have superb low speed stability.

SPECIFICATIONS

- Wing Span: 83 inches
- Wing Area: 1276 sq. in.
- Flying Weight: 8-1/2 to 10-1/2 lbs.
- Fuselage Length: 60 inches
- Engine Size: .80-.90 2-Stroke / .90-1.20 4-Stroke
15cc-30cc gasoline

KIT FEATURES

- Ultra-Fast Building
- Step by Step Photo Illustrated Instructions
- Rugged Pre-bent Wire Landing Gear
- Top Grade Balsa and Plywood
- Complete Hardware Package
- Rolled Plans

AVAILABLE ACCESSORIES

- **481** - Du-Bro 4" Wheels
- **676** - Du-Bro 12 oz. Fuel Tank
- **18500** - Williams Brothers 1/5 scale Sportsman Pilot
- **COVERING:** (2)-5m rolls

LAKER Kit No. 445



With the re-release of the Balsa USA Laker you can once again enjoy the memories of flying off water with a low cost fast building sport plane. The Laker is also a great plane for a modeler wanting to try flying from the water for the first time due to it weighing in at 6lbs-7lbs and having a 70" wingspan, giving it a lighter wing loading than some trainers available. Don't worry if you don't have a place to fly a floatplane, we supply landing gear in the kit as well so anyone can enjoy the beautiful lines and flight characteristics of the Balsa USA Laker!

SPECIFICATIONS

- Wing Span: 70 inches
- Wing Area: 813 sq. in.
- Flying Weight: 6 to 7 lbs.
- Fuselage Length: 59 inches
- Engine Size: .40-.46 2-Stroke
.50-1.70 4-Stroke

KIT FEATURES

- Balsa, Basswood and Plywood Construction
- Removable 1-piece Bolt-On Wing
- Step by Step Photo Illustrated Instructions
- Pre-bent Optional Wire Landing Gear
- Hardware Package
- Rolled Plans
- Jig and Die Cut Parts
- ABS Cowl, Sponsons and Canopy

AVAILABLE ACCESSORIES

- **475** - Du-Bro 2" Wheels (Nose)
- **477** - Du-Bro 2-1/2" Wheels (Main)
- **674** - Du-Bro 8 oz. Fuel Tank
- **COVERING:** (1)-5m roll



BALSA USA MACHINE GUNS!

SPANDAU MACHINE GUN KIT

"German Spandau Gun" It was the Spandau Guns that did the talking for Manfred von Richtofen the "Red Baron" when he and his Blood Red Triplane had something to say!



- G901 1/4 Scale Spandau Gun Kit - 11 inches long
- G904 1/3 Scale Spandau Gun Kit - 14-1/4 inches long
- NEW G906 1/2 Scale Spandau Gun Kit

LEWIS MACHINE GUN KIT

"Allied Lewis Gun" Often seen on the upper wings of Nieuport's and S.E.5a's, the lightweight Lewis Gun could always be counted on when needed.



- G900 1/4 Scale Lewis Gun Kit - 10 inches long
- G903 1/3 Scale Lewis Gun Kit - 13 inches long
- NEW G908 1/2 Scale Lewis Gun Kit

VICKERS MACHINE GUN KIT

"British Vickers Gun" Usually mounted on the cowl of most Allied Aircraft in the First World War. From Sopwiths to SPADs, the Vickers Gun stood for freedom in the skies of World War I.



- G902 1/4 Scale Vickers Gun Kit - 10 inches long
- G905 1/3 Scale Vickers Gun Kit - 13 inches long
- NEW G907 1/2 Scale Vickers Gun Kit

GENERIC AERIAL BOMBS

The Balsa USA generic aerial bomb and rack can be used on both 1/4 and 1/3 scale models. On a 1/4 scale model the bomb represents a 300 pound high explosive demolition bomb, and in 1/3 scale a 100 pound bomb



B402 Aerial Bomb and Rack Complete Kit
includes one bomb and one rack



RB402 Replacement Aerial Bomb Kit
includes one bomb



BALSA USA SCALE "NICOPRESS®" SYSTEM

Balsa USA offers an authentic "Nicopress System®" for 1/4 and 1/3 scale models using 1/32" and 3/64" braided steel cable. This easy to use system allows you to duplicate the cable ends and swage fittings used on full size aircraft cables! With this system you can quickly and easily produce incredibly strong and secure ends for all your "Flying Wires", "Pull-Pull Control Systems", or anything else requiring braided steel cable! And you will be doing it in the exact same manner as it is done for full-size aircraft!



DELUXE STARTER KITS

#511 1/3 Scale includes

- 40 FT of 3/64" Braided Steel Cable
- 36 QTY of 3/64" Nicopress Sleeves
- 1 Swaging Tool

#512 1/4 Scale includes

- 30 FT of 1/32" Braided Steel Cable
- 36 QTY of 1/32" Nicopress Sleeves
- 1 Swaging Tool

506 1/32" Braided Steel Cable

505 3/64" Braided Steel Cable

502 1/32" Nicopress Sleeves

503 3/64" Nicopress Sleeves

510 Swaging Tool

TH1001 Thimbles (works with both cables)



3/4" TURNBUCKLE

#TB001

This is the smallest turnbuckle we offer. It is machined to pure perfection. Its size range is roughly 13/16" to 1-1/8" long. This would be perfect for 1/4 scale flying wires, or tailbrace wires on most any airplane!



1-1/2" TURNBUCKLE

#TB002

This is our medium sized turnbuckle. It is machined to pure perfection. Its size range is roughly 1-1/2" to 2-3/8" long. This would be perfect for 1/3 scale flying wires, or tailbrace wires on large airplanes!



2" TURNBUCKLE

#TB003

This is our largest turnbuckle. It is machined to pure perfection. Its size range is roughly 2" to 2-7/8" long. This would be perfect for large scale flying wires!

PHONE CONTACT

ORDERS ONLY: 1-800-225-7287

TECHNICAL SUPPORT: Mon.-Thurs. ONLY 1-906-863-6421

BUSINESS HOURS: 8:00 TO 5:00 CST Mon - Fri



WE'VE GOT YOU COVERED!

NATURAL
WHITE
ANTIQUUE
OLIVE DRAB
CORSAIR BLUE
FOKKER RED
CUB YELLOW
SILVER
LIGHT GREY
SKY BLUE
ORANGE
BLACK



COVERING FABRIC IRON-ON COVERING

COVERING is a super light, extra fine woven fabric covering material which adds immense strength and toughness to an air-frame. COVERING is coated with a powerful adhesive exclusive to this product. The material is an excellent covering for all types of model construction. The adhesive is active over a wide temperature range and gives COVERING the unique advantage over other iron-on fabrics that it can be used at low temperatures to mold around compound curves. COVERING is fuel proof and airtight as ironed on. Weight is 60-80 g.s.m. (grams per sq meter). 30 g.s.m. is approximately one ounce per sq. yard.

PLANTEX FABRIC

Non-adhesive backed covering. Perfect for the "Real Silk and Dope" Finish. Use Poly Tak for the adhesion, shrink and paint!

568 - 2 Meter Roll 569 - 5 Meter Roll

5 Meter (27" x 16'5") Rolls

- TX000 Natural
- TX010 White
- TX012 Antique
- TX018 Olive Drab
- TX019 Corsair Blue
- TX020 Fokker Red
- TX030 Cub Yellow
- TX091 Silver
- TX011 Light Grey
- TX053 Sky Blue
- TX060 Orange
- TX071 Black



ECO-BOND - 1 pint

E453 - ODERLESS! For use with COVERING to super tack down the edges or in open bay color to color seams.



ECO-FILL - 1 pint

E454 - ODERLESS PRIMER! Formulated for use on iron-on fabric coverings.



POLY TAK - 1 pint

453 - For use with COVERING to super tack down the edges or in open bay color to color seams.



"MAGIC PRIMER" - 1 quart

454 - Magic Primer is formulated for use on iron-on fabric coverings. One quart will be enough to cover most 1/3 Scale models.



STANDOFF SCALE LOZENGE PATTERN

4 COLOR - SATIN FINISH

1/4 Scale pattern

26-1/4" x 96"

528 1/4 Scale Lozengetex - Bottom (light)

529 1/4 Scale Lozengetex - Top (dark)

1/3 Scale pattern

26-1/4" x 127" **566** 1/3 Scale Lozengetex - Bottom (light)

567 1/3 Scale Lozengetex - Top (dark)



BALSA USA

Build Your Dream Into a Reality!



USA GOLD CA'S MADE IN THE USA

Triple Distilled for Purity - The Only CA's That Are! Here are a few things to look for when comparing the CA glue you are using now with USA Gold CA's

- Clarity** - Are your CA's crystal clear or do they have a yellow cast to them?
- Viscosity** - Are your CA's the same thickness every time, or does your glue sometimes fluctuate in thickness from bottle to bottle?
- Performance** - Do your CA's bond pitchy hardwoods easily or do you need accelerator to get them to bond? Do you need to use accelerator with your CA's frequently on many different materials?



Do you need to use a lot of "specialty" CA products?

Ever wonder why you need them? If the CA is properly made and has undergone multiple distillation, there will not be a need for "special" CA's for plastics, another one for fiberglass, another one for crafts, or one for any other supposed "special" hobby use. If you answered "yes" to any of these questions, you should give USA Gold CA's a try. You will be pleasantly surprised by the performance and quality that triple distillation makes. Treat yourself to the best CA products there are - USA GOLD CA's!

Strongest Formulas Available - None Stronger! Proven & Published in ASTM tests

- **Tensile Strength (ASTM D-2095) - 42-4800 PSI**
- **Shear Strength (ASTM D-1002) - 2800-3000 PSI**
- **ASTM Tests are Bonding Steel to Steel**

There is a reason NO ONE else publishes the ASTM Specs on their adhesives!

- 701 1 oz. Thin
- A701 (2) 1 oz. Thin Save on Two!
- 702 2 oz. Thin
- A702 (2) 2 oz. Thin Save on Two!
- 704 1 oz. Thick
- A704 (2) 1 oz. Thick Save on Two!
- 705 2 oz. Thick
- A705 (2) 2 oz. Thick Save on Two!
- 707 20 Gram Tube CA Gel
- 708 2 oz. Q-Shot with sprayer
- 709 8 oz. Q-Shot Refill
- 710 2 oz. Un-Stick-It CA Debonder
- 712 Replacement Tips (2 pack)
- 718 Glue Pipettes (6 pack)



You trusted our Balsa USA CA Glue over the years . . .

now try our **FOAM SAFE GLUE**

- 714 1 oz. Thin Odorless
- A714 (2) 1 oz. Thin Odorless Save on Two!
- 716 1 oz. Thick Odorless
- A716 (2) 1 oz. Thick Odorless Save on Two!

EPOXIES/RESIN

- Balsa USA Gold Epoxy - 9 oz. sets**
- 544 Balsa USA Gold 5 minute Epoxy
- 545 Balsa USA Gold 12 minute Epoxy
- 546 Balsa USA Gold 30 minute Epoxy
- 522 Balsa USA Gold 45 minute Finishing Resin
- 732 Epoxy Brush

FLUSH MOUNT & SERVO TRAYS

The Balsa USA Gold Pro Servo Trays and Flush Mount are designed to work with all the common standard sized servos. It provides 1/4" plywood for the servo screws to be screwed into. Due to the curves and light-weight design the chance for your servo wire to rub and wear through is completely eliminated!

- Balsa USA Gold Pro Flush Mount #514
- Balsa USA Gold Pro Single Servo Tray #519
- Balsa USA Gold Pro Triple Servo Tray #520



Balsa USA Gold Pro Flush Mount #514



SERVO SCREWS

Balsa USA's Servo Screws are one of the most versatile screws available. Besides using them as servo screws, they work great for hatches, cowls, landing gear straps, canopies, and anything else that you need to hold in place with a #2 screw. They utilize a socket head with built in washer so you can install them in tight places using a ball driver.

SS24 #2 x 9/16" Servo Screws (PKG 24)

SS100 #2 x 9/16" Servo Screws (PKG 100)

CARBIDE GRINDING TOOLS

- 518 Carbide Ginding Burr Set Complete
- 1518 Carbide Ginding Burr Drum
- 2518 Carbide Ginding Burr Large Round
- 3518 Carbide Ginding Burr Small Round
- 4518 Carbide Ginding Burr Cone
- 5518 Carbide Ginding Burr Large Cylinder
- 6518 Carbide Ginding Burr Small Cylinder
- 7518 Carbide Ginding Burr Disc



ONE PIECE T-FITTING Part No. 515

The Balsa USA Gold Pro T-Fittings utilize a milled one piece construction so that you do not have to worry about a leaky gasket that can cause a poor running engine from air getting sucked into the fuel line, or worse yet an airplane being filled with fuel. This T-fitting is made from solid brass which allows it to be extremely durable and compatible with all fuel types!



1/4 SCALE ROUND COWL ELECTRIC CONVERSION KITS



Have you wanted to build your 1/4 Scale Triplane or D-8 as an electric? What about your 1/4 Scale Sopwith or 1/4 Scale Nieuport?

Balsa USA now has an Electric Conversion Kit for all your Balsa USA 1/4 Scale WWI warbirds with a round cowl!

Included in the conversion is two battery boxes able to fit 6 cell 5000 mAh batteries and an adjustable motor box that mounts on the existing firewall.

By mounting everything on the firewall you are able to utilize the LiPo Batteries as nose weight, keeping the total weight of your model down. If you don't like the tuning and mess of engines, the 1/4 Scale Round Cowl Electric Conversion Kit is perfect for you!



EC99 1/4 Scale Round Cowl Electric Conversion Kit

45




BALSA USA GOLD PRO AIRPLANE STAND KIT No. 466

These stands will be the last stands that you will have to buy. Their unique design allows you to hold your wing, fuse, or fully assembled airplane. Its two piece design allows you to space them any distance apart to work around cockpits, canopies, and wings. Use the stands to work on your model in your shop, or to set up your plane at the flight line. Precut parts and detailed instructions allow for extremely quick construction.



BALSA USA FULL BODY PILOTS



CIVILIAN



BRITISH/FRENCH



GERMAN



Available Pilot Models

- 15000** 1/5 & 1/6 Scale
Civilian Pilot in Jacket
- 15100** 1/5 & 1/6 Scale
British/French Pilot in Jacket
- 15200** 1/5 & 1/6 Scale
German Pilot in Jacket
- 15300** 1/4 Scale
Civilian Pilot in Jacket
- 15400** 1/4 Scale
British/French Pilot in Jacket
- 15500** 1/4 Scale
German Pilot in Jacket
- 15600** 1/3 Scale
Civilian Pilot in Jacket
- 15700** 1/3 Scale
British/French Pilot in Jacket
- 15800** 1/3 Scale
German Pilot in Jacket

WILLIAMS BROTHERS PILOTS

Don't forget the pilot to add the finishing touch to your model airplane!

Available Pilot Models

- 17600** 1/6 Scale Standard Pilot
- 17700** 1/5 Scale Standard Pilot
- 62500** 1/4 Scale Standard Pilot
- 18400** 1/6 Scale Sportsman Pilot
- 18500** 1/5 Scale Sportsman Pilot
- 62600** 1/4 Scale Sportsman Pilot
- 17200** 1/6 Scale Military Pilot





QUALITY MODELERS SUPPLIES (Please use all alpha & numerical product codes when ordering)

Long Drills

6 inch

- 366 1/16" Diameter
- 367 3/32" Diameter
- 368 1/8" Diameter
- 369 5/32" Diameter
- 370 3/16" Diameter
- 371 1/4" Diameter
- 372 Set of all Six - 6"

12 inch

- 376 1/16" Diameter
- 377 3/32" Diameter
- 378 1/8" Diameter
- 379 5/32" Diameter
- 380 3/16" Diameter
- 381 1/4" Diameter
- 382 Set of all Six - 12"

Music Wire - 36"

- 320 1/16" Diameter
- 321 3/32" Diameter
- 322 1/8" Diameter
- 323 5/32" Diameter
- 324 3/16" Diameter

Miscellaneous Accessories

- 527 #11 Blades (pkg. 20)
- 526 #11 Blades (pkg. 100)
- 523 #11 Knife Handle
- 524 NDSE Razor Blades (pkg. 100)

- 491 2-56 x 14" Threaded Rods (each)
- 492 4-40 x 14" Threaded Rods (each)
- 493 Du-Bro Reg. Hinges (pkg. 15)
- 494 Du-Bro 1/4 Scale Hinges (pkg. 15)
- 504 Fiberglass Cloth 1/2 oz (per yard)
- 691 Fox R/C Long Plugs (each)
- 731 #64 Rubber Bands (1/4 lb.)
- 513 Canopy Glue - Welbond
- 1007 Bungie Cord (per foot)

Zona Razor Saws - The Best!

- 496 Zona #500 Razor Saw
- 497 Zona #100 4 in 1 Razor Saw

Sullivan

- 428 Gold-N-Rod Semi-Flex 36" S#505
- 429 Gold-N-Rod Semi-Flex 48" S#506
- 430 Gold-N-Cable Flexible 36" S#508
- 431 Gold-N-Cable Flexible 48" S#514

Balsa USA - Fuel Tubing

High temperature silicone tubing. Will not rot or melt against a hot engine or harden in fuel.

(Glow Fuel Only)

- 516 Silicone Fuel Tubing per foot
- 517 8 Foot Pkg. Fuel Tubing

WWI Xoar Propellers

Scimitar

- | | | |
|-------------|--------------|-------------|
| X266 26 x 6 | X171 17 x 10 | |
| X248 24 x 8 | X168 16 x 8 | |
| X246 24 x 6 | X161 16 x 10 | |
| X228 22 x 8 | X146 14 x 6 | |
| X226 22 x 6 | X147 14 x 7 | |
| X208 20 x 8 | X148 14 x 8 | |
| X206 20 x 6 | | |
| X186 18 x 6 | X134 13 x 4 | X128 12 x 8 |
| X188 18 x 8 | X136 13 x 6 | X116 11 x 6 |
| X176 17 x 6 | X138 13 x 8 | X106 10 x 6 |
| X178 17 x 8 | X126 12 x 6 | X108 10 x 8 |



Axial

- XA288 28 x 8
- XA286 28 x 6
- XA266 26 x 6
- XA248 24 x 8
- XA246 24 x 6
- XA228 22 x 8
- XA226 22 x 6
- XA208 20 x 8
- XA206 20 x 6
- XA188 18 x 8
- XA186 18 x 6



Civilian

- | | |
|---------------|--------------|
| XC248 24 x 8 | XC186 18 x 6 |
| XC221 22 x 10 | XC188 18 x 8 |

STEEL WWI PROP HUB & NUT



WWI Hub & Stud

- H51624 5/16 x 24 Prop Hub w/large washer
- H3824 3/8 x 24 Prop Hub w/large washer
- H810 8mm x 1.0 Prop Hub w/large washer
- H8125 8mm x 1.25 Prop Hub w/large washer
- H1010 10mm x 1.0 Prop Hub w/large washer
- H10125 10mm x 1.25 Prop Hub w/large washer
- S8125 8mm x 1.25 Prop Hub & Stud w/large washer
- S10150 10mm x 1.5 Prop Hub & Stud w/large washer
- S10125 10mm x 1.25 Prop Hub & Stud w/large washer
- S3824 3/8 x 24 Prop Hub & Stud w/large washer
- S51624 5/16 x 24 Prop Hub & Stud w/large washer

Compatible with the following:

FUJI

- 25cc 4 Stroke - 8 x 1.25 - H8125
- 34cc 4 Stroke - 8 x 1.25 - H8125
- 32cc - 8 x 1.25 - S8125
- 43cc - 8 x 1.25 - S8125
- 50cc - 8 x 1.25 - S8125
- 64cc - 10 x 1.50 - S10150

ZENOAH

- 20cc - 8 x 1.25 - S8125
- 23cc - 8 x 1.25 - S8125
- 26cc - 8 x 1.25 - S8125
- 38cc - 8 x 1.25 - S8125
- 62cc - 10 x 1.25 - S10125

OS

- FS 0.91 - 5/16 x 24 - H51624
- FS 1.20 - 5/16 x 24 - H51624
- FS 2.00 - 5/16 x 24 - H51624



LW134 - Large Washer only 1-3/4" diameter

SW125 - Small Washer only 1-1/4" diameter (washers are interchangeable)

- SWH810 8mm x 1.0 Prop Hub w/small washer
- SWH8125 8mm x 1.25 Prop Hub w/small washer
- SWS810 8mm x 1.0 Prop Hub & Stud w/small washer
- SWS8125 8mm x 1.25 Prop Hub & Stud w/small washer

PHONE CONTACT

ORDERS ONLY: 1-800-225-7287

TECHNICAL SUPPORT: Mon.-Thurs. ONLY 1-906-863-6421

BUSINESS HOURS: 8:00 TO 5:00 CST Mon - Fri



QUALITY MODELERS SUPPLIES

(Please use all alpha & numerical product codes when ordering)

Du-Bro Fuel Tanks

- 673 6 ounce
- 674 8 ounce
- 675 10 ounce
- 676 12 ounce
- 678 16 ounce
- 679 24 ounce
- 680 32 ounce



Du-Bro Wheels (pair)

- 475 2" Wheels (treaded)
- 476 2-1/4" Wheels (treaded)
- 477 2-1/2" Wheels (treaded)
- 478 2-3/4" Wheels (treaded)
- 479 3" Wheels (treaded)
- 480 3-1/2" Wheels (treaded)
- 481 4" Wheels
- 482 4-1/2" Wheels
- 484 6" Cub Wheels
- 490 1/4 Cub Wheels w/ hub caps
- 467 1/3 Cub Wheels w/hub caps
- 483 1/8 Scale Vintage Wheels 3.5"
- 486 1/6 Scale Vintage Wheels 4.66"
- 485 1/5 Scale Vintage Wheels 5.6"
- 488 1/4 Scale Vintage Wheels 7"
- 489 1/3 Scale Vintage Wheels 9.33"



Ohio Superstar Tailwheels

- 723 Medium Tailwheel Assy 10-18 lbs
- 724 Large Tailwheel Assy 16-35 lbs
- 725 Maxi Tailwheel Assy 20-50 lbs

Nose Gear

5/32" Diameter wire with 3" above the coil and 8" below the coil. For use on any model.

- 735 Nose Gear Wire
- 736 Save on a pair of 2!

Scale Sheet Metal Screws

**1/16" Diameter head
3/8" in length**

- 767 Package of 25
(Phillips head) #0 x 3/8



Plated Steel Solder Lugs

- 671 Small Solder Lugs (pkg. 10)
- 672 Large Solder Lugs (pkg. 10)



Sheet Metal Screws

- 665 #2 x 1/4" (pkg. 10)
- 666 #2 x 1/2" (pkg. 10)
- 667 #4 x 3/8" (pkg. 10)
- 668 #4 x 1/2" (pkg. 10)



Metal Washers

- 650 #4 Flat Washers (pkg. 10)
- 651 #6 Flat Washers (pkg. 10)
- 652 #8 Flat Washers (pkg. 10)
- 653 #10 Flat Washers (pkg. 10)
- 654 #4 Split Lock Washers (pkg. 10)
- 655 #6 Split Lock Washers (pkg. 10)
- 656 #8 Split Lock Washers (pkg. 10)
- 657 #10 Split Lock Washers (pkg. 10)



Socket Head Cap Screws Black Oxide, Hardened Cap Screws. Premium Quality.

- 628 2-56 x 1/2" (pkg. 4)
- 629 2-56 x 3/4" (pkg. 4)
- 630 4-40 x 1/2" (pkg. 4)
- 631 4-40 x 3/4" (pkg. 4)
- 633 6-32 x 1" (pkg. 4)
- 634 6-32 x 1-1/2" (pkg. 4)
- 635 8-32 x 3/4" (pkg. 4)
- 636 8-32 x 1" (pkg. 4)
- 637 8-32 x 1-1/4" (pkg. 4)
- 638 8-32 x 1-1/2" (pkg. 4)
- 639 10-32 x 1" (pkg. 4)
- 640 10-32 x 1-1/2" (pkg. 4)



Aircraft Lock Nuts Premium Quality, Nylon Insert Lock Nuts, Will Not Vibrate Loose.

- 645 2-56 (pkg. 4)
- 646 4-40 (pkg. 4)
- 647 6-32 (pkg. 4)
- 648 8-32 (pkg. 4)
- 649 10-32 (pkg. 4)



Blind Nuts Plated, Premium Quality.

- 658 4-40 (pkg. 4)
- 659 6-32 (pkg. 4)
- 660 8-32 (pkg. 4)
- 661 10-32 (pkg. 4)



**QUALITY MODELERS SUPPLIES***(Please use all alpha & numerical product codes when ordering)***VINYL KIT DECAL SETS INCLUDED IN KIT****1/3 Scale****D1009** 1/3 Scale J-3 Cub Decal Set**D415** 1/3 Scale Super Cub Decal Set**1/4 Scale****D438** 1/4 Scale J-3 Cub (Bear Cub) Decal Set**D449** EAA Biplane Decal Set**Other Scale****D451** Citabria Pro Decal Set**VINYL KIT DECAL SETS****1/3 Scale****MD400** 1/3 Scale Fokker DR-1 Triplane
Maltese Crosses Decal Set**D403** 1/3 Scale Nieuport 17 Decal Set**D405** 1/3 Scale Nieuport 28c-1 Decal Set**D406** 1/3 Scale Fokker D-7 Straight
Crosses Decal Set (Nat'l markings only)**D461** 1/3 Scale Sopwith Pup Roundels Decal Set**D462** 1/3 Scale Morane Saulnier Roundels**1/4 Scale****D404** 1/4 Scale S.P.A.D. Decal Set**D407** 1/4 Scale Nieuport 11 Decal Set**D409** 1/4 Scale Fokker D-7 Decal Set**D410** 1/4 Scale Nieuport 17 Decal Set**D411** 1/4 Scale Fokker D-8 Decal Set**D412** 1/4 Scale S.E.5.a. Decal Set**D420** 1/4 Scale Sopwith Pup Roundels**MD421** 1/4 Scale Fokker DR-1 Triplane
Maltese Crosses Decal Set**D440** 1/4 Scale Nieuport 28c-1 Decal Set**D402** 1/4 Scale DeHavilland DH4 Decal Set**D422** 1/4 Scale Junkers D-1 Decal Set**1/6 Scale****D413** 1/6 Scale Nieuport 17 Decal Set**D418** 1/6 Scale Sopwith Pup Roundels Decal Set**D414** 1/6 Scale Thomas-Morse S-4c Scout Decal Set**D425** 1/6 Scale Nieuport 28c-1 Decal Set**D470** 1/6 Scale Fokker D-8 - 1 Decal Set**D471** 1/6 Scale Fokker DR1 Triplane -1 Decal Set**Other Scale****D419** Eindecker 40 Maltese Crosses Decal Set**MD417** Fokker Eindecker 90 Maltese Crosses Decal Set**D436** Bristol M-1 Decal Set**CLEAR PLASTIC SHEETS****498** 0.020 x 24" Wide per foot**REPLACEMENT ABS PLASTIC PARTS****1/3 Scale****1003** 1/3 Scale Cub Cowl**1026** 1/3 Scale Cub Windshield**1004** 1/3 Scale Cub Interior Kit**C406** 1/3 Scale Fokker D-7 Cowl**CH406** 1/3 Scale Fokker D-7 (6) Cylinder Heads**C452** 1/3 Scale Fly Baby ABS Cowl**1/4 Scale****C449** 1/4 Scale EAA Biplane Cowl**C421** 1/4 Scale Fokker DR-1 Tri-plane Cowl**C411** 1/4 Scale Fokker D-8 ABS Cowl**C409** 1/4 Scale Fokker D-7 ABS Cowl**CH409** 1/4 Scale Fokker D-7 (6) Cylinder Heads**C438** 1/4 Scale J-3 Cub Cowl**C407** 1/4 Scale Nieuport 11 ABS Cowl**C410** 1/4 Scale Nieuport 17 ABS Cowl**C440** 1/4 Scale Nieuport 28c-1 ABS Cowl**C420** 1/4 Scale Sopwith Pup ABS Cowl**C404** 1/4 Scale S.P.A.D. 13 Chin Cowl**CR404** 1/4 Scale S.P.A.D. 13 ABS Cowl Ring**C422** 1/4 Scale Junkers D-1 Tail Cone**1/6 Scale****C413** 1/6 Scale Nieuport 17 ABS Cowl**C418** 1/6 Scale Sopwith Pup ABS Cowl**C414** 1/6 Scale Thomas-Morse S-4c Scout ABS Cowl**C470** 1/6 Scale Fokker D-8 ABS Cowl**C471** 1/6 Scale Fokker DR1 Triplane ABS Cowl**Other Scale****C436** Bristol M-1 ABS Cowl**C451** Citabria Pro ABS Cowl**P451** Citabria Pro Wheel Pants**C419** Eindecker 40 ABS Cowl with cheek**C417** Eindecker 90 ABS Cowl**Sport****C458** Enforcer Canopy**C443** Smoothie Canopy**C455** Northstar ABS Cowl**C448** Phaeton II ABS Cowl**C450** Phaeton 90 ABS Cowl**C426** Student Trainer ABS Cowl**C435** Smoothie XL ABS Cowl**WP435** Smoothie XL ABS Wheel Pants**DUMMY ENGINE KITS****500** 1/4 Scale Continental 65**501** 1/3 Scale Continental 65**DE101** 1/3 Scale Rotary Engine
(11 3/4" Diameter)**DE102** 1/4 Scale Rotary Engine
(7 3/4" Diameter)**SPUN ALUMINUM COWLS****AC420** 1/4 Scale Sopwith Pup Aluminum Cowl**AC401** 1/4 Scale Camel Aluminum Cowl**AC440** 1/4 Scale N-17 & 28 Aluminum Cowl**AC461** 1/3 Scale Sopwith Pup & Stearman**ALUMINUM COWL****AC462** 1/3 Scale Morane Saulnier Aluminum Cowl**AC405** 1/3 Scale Nieuport 17 & 28 Aluminum Cowl**FIBERGLASS COWLS****5003** 1/3 Scale Super Cub Cowl**468** 1/3 Scale J-3 Cub w/engine detail**A469** 1/4 Scale J-3 Cub w/engine detail**469** 1/4 Scale J-3 Cub w/out engine detail**PHONE CONTACT**

ORDERS ONLY: 1-800-225-7287

TECHNICAL SUPPORT: Mon.-Thurs. ONLY 1-906-863-6421

BUSINESS HOURS: 8:00 TO 5:00 CST Mon - Fri



QUALITY MODELERS SUPPLIES

(Please use all alpha & numerical product codes when ordering)

BALSA USA KIT PLANS WITH INSTRUCTION MANUALS

1/3 Scale

- AP433** 1/3 Scale Albatros D5/D5a
- A400** 1/3 Scale Fokker DR-1 Triplane
- A403** 1/3 Scale Nieuport 17
- A405** 1/3 Scale Nieuport 28c-1
- A406** 1/3 Scale Fokker D-7
- A462** 1/3 Scale Morane Saulnier
- A408** 1/3 Scale Ercoupe
- A460** 1/3 Scale Stearman
- A415** 1/3 Scale Super Cub
- A467** 1/3 Scale J-3 Cub
- A461** 1/3 Scale Sopwith Pup
- A447** 1/3 Scale Flybaby (low wing plan)
- A452** 1/3 Scale Flybaby Biplane
- A466** 1/3 Scale Der Jager
- A463** 1/3 Scale Edo Floats

1/4 Scale

- A449** 1/4 Scale EAA Biplane
- A421** 1/4 Scale Fokker DR-1 Triplane
- A409** 1/4 Scale Fokker D-7
- A411** 1/4 Scale Fokker D-8
- A438** 1/4 Scale J-3 Cub
- A407** 1/4 Scale Nieuport 11
- A410** 1/4 Scale Nieuport 17
- A440** 1/4 Scale Nieuport 28c-1
- A412** 1/4 Scale S.E. 5.a.
- A420** 1/4 Scale Sopwith Pup
- A404** 1/4 Scale S.P.A.D 13
- A402** 1/4 Scale DeHavilland DH4
- A422** 1/4 Scale Junkers D-1
- A401** 1/4 Scale Camel
- A203** Aeronca C-3
- A433** Piper L-4 Cub
- A464** 1/4 Scale Edo Floats

1/6 Scale

- A413** 1/6 Scale Nieuport 17
- A418** 1/6 Scale Sopwith Pup
- A414** 1/6 Scale Thomas-Morse S-4c Scout
- A425** 1/6 Scale Nieuport 28c-1
- A470** 1/6 Scale Fokker D-8
- A471** 1/6 Scale Fokker DR1 Triplane

Other Scale

- A451** Citabria Pro
- A436** Bristol M-1
- A419** Eindecker 40
- A417** Fokker Eindecker 90
- A416** P-51D Mustang

Sport

- A458** Enforcer
- A442** Excalibur
- A457** Force One
- A445** Laker
- A444** Moonraker
- A455** Northstar
- A448** Phaeton II
- A450** Phaeton 90
- A443** Smoothie
- A441** Stick 40
- A434** Stick 40 Plus
- A390** Stingray 40
- A391** Stingray 120
- A437** Superstick
- A439** Taube 40
- A394** Taube 90
- A393** Thunderbug 40
- A392** Thunderbug 120
- A426** Student Trainer

INSTRUCTION MANUALS ONLY

1/3 Scale

- MP433** 1/3 Scale Albatros D5/D5a
- M400** 1/3 Scale Fokker DR-1 Triplane
- M403** 1/3 Scale Nieuport 17
- M405** 1/3 Scale Nieuport 28c-1
- M406** 1/3 Scale Fokker D-7
- M462** 1/3 Scale Morane Saulnier
- M408** 1/3 Scale Ercoupe
- M460** 1/3 Scale Stearman
- M415** 1/3 Scale Super Cub
- M467** 1/3 Scale J-3 Cub
- M461** 1/3 Scale Sopwith Pup
- M447** 1/3 Scale Flybaby (low wing plan)
- M452** 1/3 Scale Flybaby Biplane
- M466** 1/3 Scale Der Jager
- M463** 1/3 Scale Edo Floats

1/4 Scale

- M449** 1/4 Scale EAA Biplane
- M421** 1/4 Scale Fokker DR-1 Triplane
- M409** 1/4 Scale Fokker D-7
- M411** 1/4 Scale Fokker D-8
- M438** 1/4 Scale J-3 Cub
- M407** 1/4 Scale Nieuport 11
- M410** 1/4 Scale Nieuport 17
- M440** 1/4 Scale Nieuport 28c-1
- M412** 1/4 Scale S.E. 5.a.

1/4 Scale (continued)

- M420** 1/4 Scale Sopwith Pup
- M404** 1/4 Scale S.P.A.D 13
- M402** 1/4 Scale DeHavilland DH4
- M422** 1/4 Scale Junkers D-1
- M401** 1/4 Scale Camel
- M203** Aeronca C-3
- M433** Piper L-4 Cub
- M464** 1/4 Scale Edo Floats

1/6 Scale

- M413** 1/6 Scale Nieuport 17
- M418** 1/6 Scale Sopwith Pup
- M414** 1/6 Scale Thomas-Morse S-4c Scout
- M425** 1/6 Scale Nieuport 28c-1

Other Scale

- M451** Citabria Pro
- M436** Bristol M-1
- M419** Eindecker 40
- M417** Fokker Eindecker 90
- M416** P-51D Mustang

Sport

- M458** Enforcer
- M442** Excalibur
- M457** Force One
- M445** Laker
- M444** Moonraker
- M455** Northstar
- M448** Phaeton II
- M450** Phaeton 90
- M443** Smoothie
- M441** Stick 40
- M434** Stick 40 Plus
- M390** Stingray 40
- M391** Stingray 120
- M437** Superstick
- M439** Taube 40
- M394** Taube 90
- M393** Thunderbug 40
- M392** Thunderbug 120
- M426** Student Trainer





THE LARGEST MAIL ORDER BALSA SELECTION AVAILABLE ANYWHERE

We Cut Only The Finest AAA Model Grade Balsa *Items with an asterisk CANNOT be hand selected.

24" Sheets

- 960* 1/32 x 3
- 961 1/16 x 3
- 962 3/32 x 3
- 963 1/8 x 3
- 964 3/16 x 3
- 965 1/4 x 3
- 966 5/16 x 3
- 967 3/8 x 3
- 968 1/2 x 3
- 969 3/4 x 3
- 970* 1/32 x 4
- 971 1/16 x 4
- 972 3/32 x 4
- 973 1/8 x 4
- 974 3/16 x 4
- 975 1/4 x 4
- 976 5/16 x 4
- 977 3/8 x 4
- 978 1/2 x 4

30" Sheets

- 062 1/32 x 3*
- 063 1/16 x 3
- 064 3/32 x 3
- 065 1/8 x 3
- 066 3/16 x 3
- 067 1/4 x 3
- 068 3/8 x 3
- 069 1/32 x 4*
- 070 1/16 x 4
- 071 3/32 x 4
- 072 1/8 x 4
- 073 3/16 x 4
- 074 1/4 x 4
- 075 3/8 x 4

42" Sheets

- 080 1/32 x 3*
- 081 1/16 x 3
- 082 3/32 x 3
- 083 1/8 x 3
- 084 3/16 x 3
- 085 1/4 x 3
- 086 3/8 x 3
- 087 1/32 x 4*
- 088 1/16 x 4
- 089 3/32 x 4
- 090 1/8 x 4
- 091 3/16 x 4
- 092 1/4 x 4
- 093 3/8 x 4

36" Sheets

- 001 1/32 x 2*
- 002 1/16 x 2
- 003 3/32 x 2
- 004 1/8 x 2
- 005 3/16 x 2
- 006 1/4 x 2
- 007 5/16 x 2
- 008 3/8 x 2
- 009 1/2 x 2
- 012 1/32 x 3*
- 013 1/16 x 3
- 014 3/32 x 3
- 015 1/8 x 3
- 016 3/16 x 3
- 017 1/4 x 3
- 018 5/16 x 3
- 019 3/8 x 3
- 020 1/2 x 3
- 021 3/4 x 3
- 025 1/32 x 4*
- 026 1/16 x 4
- 027 3/32 x 4
- 028 1/8 x 4
- 029 3/16 x 4
- 030 1/4 x 4
- 031 5/16 x 4
- 032 3/8 x 4
- 033 1/2 x 4

48" Sheets

- 037 1/32 x 3*
- 038 1/16 x 3
- 039 3/32 x 3
- 040 1/8 x 3
- 041 3/16 x 3
- 042 1/4 x 3
- 043 5/16 x 3
- 044 3/8 x 3
- 045 1/2 x 3
- 046 3/4 x 3
- 050 1/32 x 4*
- 051 1/16 x 4
- 052 3/32 x 4
- 053 1/8 x 4
- 054 3/16 x 4
- 055 1/4 x 4
- 056 5/16 x 4
- 057 3/8 x 4
- 058 1/2 x 4

6" Wide Sheets

- 36" Lengths
- 185 1/16 x 6
- 186 3/32 x 6
- 187 1/8 x 6
- 188 3/16 x 6
- 189 1/4 x 6
- 190 3/8 x 6
- 191 1/2 x 6

48" Lengths

- 265 1/16 x 6
- 266 3/32 x 6
- 267 1/8 x 6
- 268 3/16 x 6
- 269 1/4 x 6

NOTE: Due to the nature of Balsa wood and size of the **Wing Skin sheets**, warping is to be expected and the sheets are not returnable.

Balsa Wing Skins

- 30" Lengths
- 286 1/16 x 10
- 287 3/32 x 10
- 288 1/8 x 10
- 36" Lengths
- 289 1/16 x 10
- 290 3/32 x 10
- 291 1/8 x 10
- 48" Lengths
- 292 1/16 x 10
- 293 3/32 x 10
- 294 1/8 x 10

Hand Selection of Balsa is available in "Hard", "Medium", or "Soft" grades. NOTE: All wood is "hand selected" only - it is NOT scale weighed. Please specify your selection type and add an additional \$1.00 per sheet to the price of the item to be hand selected.

36" Triangles

- 105 1/4 x 1/4
- 106 3/8 x 3/8
- 107 1/2 x 1/2
- 108 3/4 x 3/4
- 109 1 x 1
- 110 1-1/2 x 1-1/2
- 111 2 x 2

36" Trailing Edges



- 100 1/16 x 3/4
- 099 1/8 x 1/2
- 101 3/16 x 1/2
- 103 1/4 x 5/8
- 118 1/4 x 1
- 102 5/16 x 3/4
- 119 5/16 x 1-1/4
- 120 3/8 x 1-1/2
- 121 1/2 x 2

Blocks

- 196 2 x 2 x 2
- 197 3 x 3 x 3
- 245 1 x 2 x 6
- 246 2 x 2 x 6
- 247 3/4 x 3 x 6
- 248 1 x 3 x 6
- 249 2 x 3 x 6
- 599 3 x 3 x 6
- 250 1 x 4 x 6
- 251 2 x 4 x 6
- 252 3 x 4 x 6
- 198 1 x 2 x 12
- 253 3/4 x 3 x 12
- 199 1 x 3 x 12
- 200 1 x 4 x 12
- 201 2 x 2 x 12
- 202 2 x 3 x 12
- 254 2 x 4 x 12
- 255 3 x 4 x 12
- 112 1 x 2 x 36
- 113 1 x 3 x 36
- 114 1 x 4 x 36
- 115 2 x 2 x 36
- 116 2 x 3 x 36
- 256 3 x 3 x 36
- 257 3 x 4 x 36

90 Degree Tapered Aileron & Elevator Stock -



- 36" Lengths
- 224 1/4 x 1
- 225 1/4 x 1-1/4
- 226 1/4 x 1-1/2
- 227 1/4 x 2
- 211 5/16 x 1-1/4
- 228 5/16 x 1-1/2
- 229 5/16 x 2
- 212 3/8 x 1-1/4
- 230 3/8 x 1-1/2
- 231 3/8 x 2
- 232 3/8 x 2-1/2
- 213 1/2 x 1-1/2
- 214 1/2 x 2

90 Degree Tapered Aileron & Elevator Stock -



- 48" Lengths
- 236 1/4 x 1
- 237 1/4 x 1-1/4
- 238 1/4 x 1-1/2
- 239 1/4 x 2
- 215 5/16 x 1-1/4
- 240 5/16 x 1-1/2
- 241 5/16 x 2
- 216 3/8 x 1-1/4
- 242 3/8 x 1-1/2
- 243 3/8 x 2
- 244 3/8 x 2-1/2
- 217 1/2 x 1-1/2
- 218 1/2 x 2

Miscellaneous Assorted Wood

- 598 Bag-A-Balsa Sheets & Sticks
- 698 Bag-A-Blocks (when available)
- 699 "Seconds" Wood Box (when available)

**THE LARGEST MAIL ORDER BALSA SELECTION AVAILABLE ANYWHERE**

We Cut Only The Finest AAA Model Grade Balsa *Items with an asterisk CANNOT be hand selected.

36" Sticks

124 1/16 x 1/16*
123 1/16 x 1/8*
831 1/16 x 3/16
125 1/16 x 1/4
126 1/16 x 3/8
832 1/16 x 1/2
833 1/16 x 3/4
834 1/16 x 1
835 3/32 x 3/32*
836 3/32 x 1/8
837 3/32 x 3/16
127 3/32 x 1/4
128 3/32 x 3/8
838 3/32 x 1/2
839 3/32 x 3/4
840 3/32 x 1
129 1/8 x 1/8

841 1/8 x 3/16
130 1/8 x 1/4
131 1/8 x 3/8
132 1/8 x 1/2
842 1/8 x 3/4
843 1/8 x 1
133 3/16 x 3/16
844 3/16 x 1/4
134 3/16 x 3/8
135 3/16 x 1/2
845 3/16 x 3/4
846 3/16 x 1
136 1/4 x 1/4
137 1/4 x 3/8
138 1/4 x 1/2
139 1/4 x 3/4
140 1/4 x 1

141 5/16 x 5/16
847 5/16 x 3/8
848 5/16 x 1/2
849 5/16 x 3/4
850 5/16 x 1
142 3/8 x 3/8
143 3/8 x 1/2
144 3/8 x 3/4
851 3/8 x 1
145 1/2 x 1/2
146 1/2 x 3/4
147 1/2 x 1
852 5/8 x 5/8
853 5/8 x 1
854 3/4 x 3/4
855 3/4 x 1

48" Sticks

856 1/8 x 1/8
160 1/8 x 1/4
161 1/8 x 3/8
162 1/8 x 1/2
163 3/16 x 3/16
164 3/16 x 3/8
165 3/16 x 1/2
857 3/16 x 3/4
166 1/4 x 1/4
167 1/4 x 3/8
168 1/4 x 1/2
169 1/4 x 3/4
170 1/4 x 1
171 5/16 x 5/16
172 3/8 x 3/8
173 3/8 x 1/2
174 3/8 x 3/4
175 1/2 x 1/2
176 1/2 x 3/4
177 1/2 x 1

Hand Selection of Balsa is available in "Hard", "Medium", or "Soft" grades.

NOTE: All wood is "hand selected" only - it is NOT scale weighed. Please specify your selection type and add an additional **\$1.00 per sheet** to the price of the item to be hand selected.

AAA QUALITY BASSWOOD (Please use all alpha & numerical product codes when ordering)

Our basswood products are precision cut using only the highest quality clear basswood from the forests of northern Wisconsin. All our products are either surface planed or precision sanded on two sides - micrometer accurate in thickness and width. Never any rough cuts or heavy saw marks. Balsa USA cut basswood products are the highest quality available, you simply won't find a better product at a better price anywhere.

24" Basswood Strips

900 1/32 x 1/8
901 1/32 x 3/16
902 1/32 x 1/4
903 1/32 x 3/8
904 1/32 x 1/2
908 1/16 x 1/16
909 1/16 x 3/32
910 1/16 x 1/8
911 1/16 x 3/16
912 1/16 x 1/4
913 1/16 x 3/8
914 1/16 x 1/2
918 3/32 x 3/32
919 3/32 x 1/4
920 3/32 x 3/8
921 3/32 x 1/2
924 1/8 x 1/8
925 1/8 x 3/16
926 1/8 x 1/4
927 1/8 x 3/8
928 1/8 x 1/2
931 3/16 x 3/16
932 3/16 x 1/4
933 3/16 x 3/8
934 3/16 x 1/2
937 1/4 x 1/4
938 1/4 x 3/8

939 1/4 x 1/2
942 5/16 x 5/16
944 3/8 x 3/8
945 3/8 x 1/2
947 1/2 x 1/2

36" Basswood Sticks

680 1/16 x 1/8
681 1/16 x 3/16
682 1/16 x 1/4
683 3/32 x 1/8
684 3/32 x 3/16
685 3/32 x 1/4
278 1/8 x 1/8
610 1/8 x 3/16
279 1/8 x 1/4
280 1/8 x 3/8
611 1/8 x 1/2
612 1/8 x 3/4
281 3/16 x 3/16
613 3/16 x 1/4
614 3/16 x 3/8
615 3/16 x 1/2
282 1/4 x 1/4
283 1/4 x 3/8
284 1/4 x 1/2
285 3/8 x 3/8

42" Basswood Spar Stock

623 1/4 x 5/8
624 1/4 x 3/4
625 5/16 x 5/8
626 5/16 x 3/4
641 3/8 x 3/4
642 3/8 x 1

48" Basswood Sticks

686 3/32 x 1/8
687 3/32 x 3/16
688 3/32 x 1/4
616 1/8 x 1/8
617 1/8 x 3/16
300 1/8 x 1/4
301 1/8 x 3/8
618 1/8 x 1/2
619 1/8 x 3/4
302 3/16 x 3/16
620 3/16 x 1/4
621 3/16 x 3/8
622 3/16 x 1/2
303 1/4 x 1/4
304 1/4 x 3/8
305 1/4 x 1/2
307 1/4 x 3/4
306 3/8 x 3/8

36" Basswood Triangles

315 3/8 x 3/8
316 1/2 x 1/2
317 3/4 x 3/4

42" Shaped Basswood Wing Struts

276 3/8 x 5/8
277 1/2 x 7/8

24" - 5/32 Grooved Basswood Strut Fairings

274 1/4 x 1/2
275 1/4 x 3/4

24" Basswood Sheets

860 1/32 x 1
861 3/32 x 1
862 1/8 x 1
863 3/16 x 1

864 1/4 x 1
867 1/32 x 2
868 1/16 x 2
869 3/32 x 2
870 1/8 x 2
871 3/16 x 2
872 1/4 x 2
873 3/8 x 2
874 1/2 x 2
878 1/32 x 3
879 1/16 x 3
880 3/32 x 3
881 1/8 x 3
882 3/16 x 3
883 1/4 x 3
884 3/8 x 3
885 1/2 x 3
890 1/32 x 4
891 1/16 x 4
892 3/32 x 4
893 1/8 x 4
894 3/16 x 4
895 1/4 x 4



PREMIUM QUALITY MODEL AIRCRAFT GRADE BIRCH PLYWOOD

(Please use all alpha & numerical product codes when ordering)

All Balsa USA's Birch Plywood sheets are cut from premium quality Model Aircraft Grade product imported from Finland. The thickness of the sheets are in metric measurements which have been converted to English equivalents, as is all aircraft grade plywood. We always strive to provide the best quality possible, but the nature of thin plywood sheets make it impossible for us to guarantee that every sheet will be perfectly flat and straight.

12" Birch Model Aircraft Plywood

B333 1/64 x 6 - 3 ply
B334 1/32 x 6 - 3 ply
B335 1/16 x 6 - 3 ply
B336 3/32 x 6 - 5 ply
B337 1/8 x 6 - 5 ply
B338 3/16 x 6 - 4 ply
B339 1/4 x 6 - 5 ply
B340 3/8 x 6 - 7 ply
B341 1/2 x 6 - 7 ply
B344 1/64 x 12 - 3 ply
B345 1/32 x 12 - 3 ply
B346 1/16 x 12 - 3 ply
B347 3/32 x 12 - 5 ply
B348 1/8 x 12 - 5 ply
B349 3/16 x 12 - 4 ply
B350 1/4 x 12 - 5 ply
B351 3/8 x 12 - 7 ply
B352 1/2 x 12 - 7 ply

24" Birch Model Aircraft Plywood

A333 1/64 x 6 - 3 ply
A334 1/32 x 6 - 3 ply
A335 1/16 x 6 - 3 ply
A336 3/32 x 6 - 5 ply
A337 1/8 x 6 - 5 ply
A338 3/16 x 6 - 4 ply
A339 1/4 x 6 - 5 ply
A340 3/8 x 6 - 7 ply
A341 1/2 x 6 - 7 ply
A344 1/64 x 12 - 3 ply
A345 1/32 x 12 - 3 ply
A346 1/16 x 12 - 3 ply
A347 3/32 x 12 - 5 ply
A348 1/8 x 12 - 5 ply
A349 3/16 x 12 - 4 ply
A350 1/4 x 12 - 5 ply
A351 3/8 x 12 - 7 ply
A353 1/2 x 12 - 7 ply

48" Birch Model Aircraft Plywood

333 1/64 x 6 - 3 ply
334 1/32 x 6 - 3 ply
335 1/16 x 6 - 3 ply
336 3/32 x 6 - 5 ply
337 1/8 x 6 - 5 ply
338 3/16 x 6 - 4 ply
339 1/4 x 6 - 5 ply
340 3/8 x 6 - 7 ply
341 1/2 x 6 - 7 ply
344** 1/64 x 12 - 3 ply
345** 1/32 x 12 - 3 ply
346** 1/16 x 12 - 3 ply
347** 3/32 x 12 - 5 ply
348** 1/8 x 12 - 5 ply
349** 3/16 x 12 - 4 ply
350** 1/4 x 12 - 5 ply
351** 3/8 x 12 - 7 ply
352** 1/2 x 12 - 7 ply

** orders including these sizes
will pay actual shipping costs

Birch Plywood Wing Skins

352 1/64 x 48 x 48 **A352** Save on 2 Sheets!

PREMIUM AAA MODEL GRADE LITE-PLYWOOD

(Please use all alpha & numerical product codes when ordering)

Our popular light plywood products are cut from AF/AB clear veneers which is the finest quality available. All other mail order companies use the lesser grade of B/BB which contains many knots and putty filled voids. Lite-Ply is great for formers, fuse doublers, etc. Roughly half the weight of aircraft grade birch ply, it is perfect for adding strength without a lot of unnecessary weight, but the nature of thin plywood sheets make it impossible for us to guarantee it to be flat and straight.

12 inch Poplar Lite Plywood

B327 1/8 x 6 x 12
B328 1/4 x 6 x 12
B330 1/8 x 12 x 12
B331 1/4 x 12 x 12

24 inch Poplar Lite Plywood

A327 1/8 x 6 x 24
A328 1/4 x 6 x 24
A330 1/8 x 12 x 24
A331 1/4 x 12 x 24

48 inch Poplar Lite Plywood

327 1/8 x 6 x 48
328 1/4 x 6 x 48
330** 1/8 x 12 x 48
331** 1/4 x 12 x 48

**orders including these sizes will pay actual shipping costs

HARDWOOD DOWELS, MOTOR MOUNT STOCK & LANDING GEAR BLOCKS

(Please use all alpha & numerical product codes when ordering)

Hardwood Dowels

36 inch Length Dowels

355 1/8 x 36
356 3/16 x 36
357 1/4 x 36
358 5/16 x 36
359 3/8 x 36

Hardwood Dowels

48 inch Length Dowels

360 1/8 x 48
361 3/16 x 48
362 1/4 x 48
363 5/16 x 48
364 3/8 x 48

Birch Motor Mount Stock

748 3/8 x 3/4 x 12
749 1/2 x 3/4 x 12
750 5/8 x 3/4 x 12
751 3/4 x 3/4 x 12

Grooved Basswood Landing Gear Blocks

3/8 x 3/4 x 12
208 1/8" Groove
209 5/32" Groove
210 3/16" Groove

PRODUCT INFORMATION

Prices, availability and specifications are subject to change at any time. Balsa USA is not responsible for typographical errors.

ORDERING INFORMATION

We invite you to place an order by mail, fax, phone, (using our toll free 800 number - note that this line is for orders ONLY, we do not have the ability to answer technical questions), or online using our web page shopping cart. All orders are important to us regardless of their size. We will make every attempt to ship your order as soon as possible. However you decide to place your order, to save time and avoid mistakes, please provide the part number, quantity, and description of products you need in that order. On orders other than by the phone, please be sure to include your complete BILLING address, SHIPPING address and a CONTACT PHONE NUMBER (this is REQUIRED to process the order, should there be any questions). For the most complete list of products available and current prices, please visit our web page. For credit card orders shipped within the continental U.S., you may place your order over the internet using our Online Shopping Cart. All orders are normally shipped within 3 - 4 business days, with exception of seasonal delays and/or availability.

OVERSEAS FOREIGN ORDERS

Balsa USA employs the services of several foreign distributors across the world that carry our products. The cost of overseas shipping on kits or other individual orders can be extremely high. The prices listed in this catalog pertain to U.S. customers only. Overseas customers should purchase products through the distributor in their area if possible. Please support them. Contact us or visit our website for the address of a Balsa USA distributor in your area. If you wish to order direct from us, please contact our Customer Service Department at 906- 863-6421. Payments will be accepted in the form of a Visa, MasterCard or Discover payable in U.S. funds.

CANADIAN ORDERS

We always welcome orders from our Canadian customers. All payments MUST BE MADE IN U.S. FUNDS. Payments can be in the form of an International money order, Visa, MasterCard, or Discover. Sorry, no COD's. All shipments to Canada are sent Air Parcel Post if applicable (unless otherwise specified). UPS Standard is now available at your request.

BALSA USA KIT GUARANTEE

This guarantee is good for 1 year after purchase only! We at Balsa USA want you to be completely satisfied with your purchase. Balsa USA's only obligation is to replace any defective or missing part, either from us or one of our authorized hobby dealers. We will replace the part(s) in question as soon as possible. If you have any questions regarding the construction of the model or any technical questions regarding the kit, please call us on our customer service line. One of our technical representatives will be happy to assist you. 1 (906) 863-6421 or email tech@balsausa.com

RETURN POLICY

No adjustments after 30 days from the invoice date. Merchandise CANNOT be returned for credit without prior authorization from us. Please contact our Customer Service Department in advance at 906-863-6421 so we can give you the specific return shipping instructions.

All returns are at the customers expense. There will be a 15% re-stocking charge on all returned merchandise. There are no reimbursements on shipping and handling charges. All returns must be well packed and insured against damage. We recommend UPS rather than Parcel Post on all returns if possible. Any kit products to be returned must be unassembled and in new condition. We will not accept a return on a kit that has been partially assembled or the wood marked on in any way. The kit must be in the original "Factory Taped" condition.

Damaged Merchandise

If the merchandise has been visibly damaged in transit to you and you are present to accept the merchandise, please refuse the package and be sure to get the signature of the delivery person on the shipping papers attesting to the fact that the merchandise arrived in damaged condition. If you were not present and receive a damaged package, please inspect the contents to determine if there is any damage to the products. Notify our Customer Service Department at 906-863-6421 IMMEDIATELY with the specific details of any damage. Upon UPS inspection, we will either replace the damaged portion of your order or the entire order.

Shipping Costs (U.S.)

Please refer to the current price sheet insert for exact shipping charges. We accept Visa, MasterCard, Discover and Personal Checks. Oversize packages, Overnight, 2 Day and 3 Day shipments available upon request and pay actual shipping charges. We ship only by UPS, or Priority Mail for outside of the U.S. or for customer who cannot receive UPS due to rural area. NO C.O.D.'s.

Catalog \$4.00 Each

ORDERS ONLY (NO Tech Calls Accepted)

1-800-225-7287

Fax: 1-906-863-5878

NO VOICEMAIL



Customer Service: Mon.-Fri..

Technical Support: Mon.-Thurs. ONLY 1-906-863-6421

Business Hours: 8:00 TO 4:00 CST Mon - Fri

Shipping Address: P.O. BOX 164, Marinette, WI 54143

Email Address: balsausa@balsausa.com

Tech Support: tech@balsausa.com



BALSAUSA.COM

201 3rd Ave, Menominee, MI 49858





All of us at Balsa USA would like to thank every one of our loyal customers for your continued support over the years. We truly appreciate your business. To those of you just joining us, we hope to gain your trust and support also. There is a reason we are still in business for over 61 years, and that reason is you!



1-800-225-7287 | Tech. 1-906-863-6421
P.O. BOX 164, Marinette, WI 54143
© Copyright 2018