Here's how to play your HOHNER



1 Hold your Hohner with one hand at each end Hold it with pride it'll be a good friend

2 See that the numbers are on top facing you The music holes now are in very good view



3 Holes 4—5—6—7 you will see Play the notes of the song or the melody

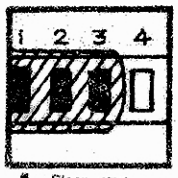

4 Place your tongue over 1—2—3 And hole 4 will blow free



5 First blow into 4 and that is note C Draw out of 4 and you have note D

6 Blow into 5—it's E and it's fun Draw out of F—and your music's begun

7 For G you blow 6 and you draw out to get A Then for B you draw out of 7—Hooray!

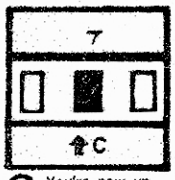

8 You're now up to C to complete your ruk run You blow into 7—that's C—your scales done



9 Practice to blow and to draw till you know You've got it down pat and You're ready to go



10 Now lift your tongue on and off the first three You'll get your chords to back your melody

11 Just use this "tonguing" whenever you play And you'll have wonderful music the Hohner way

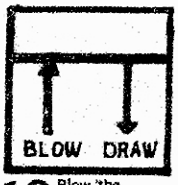

12 Blow the up arrow Draw for down one And the length of the length of the arrow Gives that of the one

Oh, When the saints go marchin' in

Tempo di Foxtrott