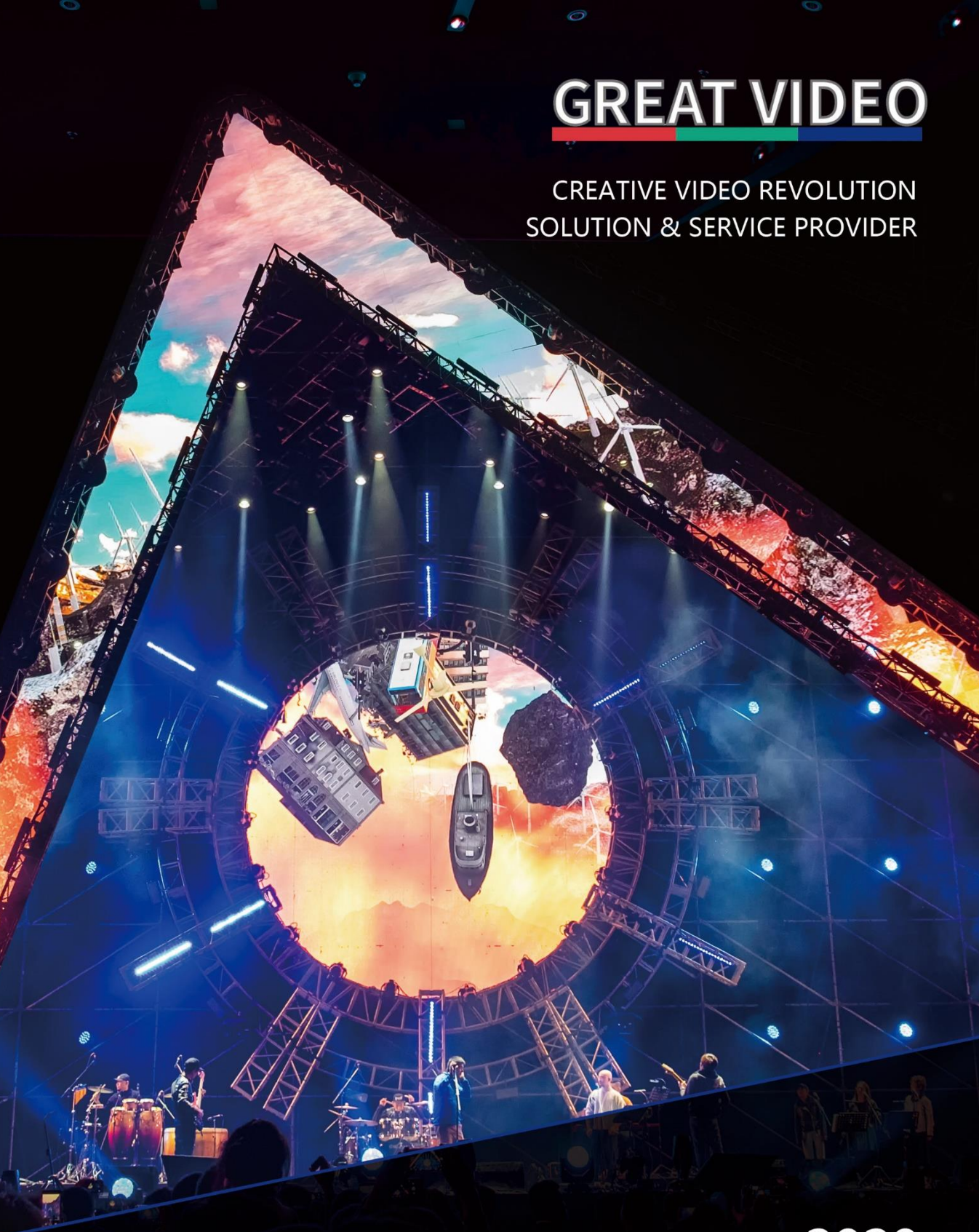


GREAT VIDEO

CREATIVE VIDEO REVOLUTION
SOLUTION & SERVICE PROVIDER



8K / 4K / HDR / 3D

2020
CATALOGUE



About Us

Creative Video Revolution

As a creative video technology company, GreatVideo is dedicated to providing not only professional solutions but we are also dedicated to the quality and stability of our brand focusing on what customers need most is our first priority.

With our strong and experienced technical team, GreatVideo has won a great reputation in the AV industry. Our products are widely used in live events, for publicity, conference and much more.

GreatVideo is dedicated to Innovation and providing the high quality and most stable equipments to everyone. Bright your life, meet your future!



Innovation

We thrive on continuous innovation, teamwork and the talent of the people we work with; we are making the products more and more accessible and helping customers to achieve their goals; Creative video revolution is always our mission.

Technology

Product optimization and modular design make our product operation easier and faster; we invest heavily in technology and in-depth cooperation with our partners to maintain our technological leadership and ensure product quality and stability.

Support

24*7 after sales support just to make you know we are careful with our customers. Training all over the world just make you can know our product wherever and whenever you need.

Experience

Our R&D team has more than 9 years of experience, we know how we should do/ what we can provide; Our global support teams are trained to take care of our customers and understand their needs. we understand that clear communication with our customers means that we both succeed.

Efficiency

We present you the various topics of business consultations, from which you can choose the one that interests you. We provide consulting services online and in our offices.

Solutions


We are dedicated in providing complete professional solutions for our customers, we have a wide product range that can meet all kinds of necessities. Whatever you need is, we can make your projects come to life.





Product Contents

> Video Switcher	
Q3	09
L5	17
Q2	21
Q1	27
L3	31
M4	35
> Video Wall Controller	
MH2 SERIES	39
> Video Scaler	
P2	45
P1	49
L1	53
H1	57
TV1	61
S612	65
> Signal Extender	
4K-H	69
4KC-F	71
4KF-H	71
4KF-D	71
> Sending Card Box	
SS8 / SS6	73



Video Switcher

Q3	09
L5	17
Q2	21
Q1	27
L3	31
M4	35

HDR10 MORE COLORFUL AND BRILLIANT DISPLAY
 4K@60Hz 4:4:4 10BIT PROCESSING
 4K@60Hz INPUTS AND OUTPUTS

Q3



- Support 2*DP1.2 \ HDMI2.0 4K @ 60Hz input and output
- Support splicing / PVW/ multi screen working mode
- Support audio and video synchronization switching
- Support HDR Color Reduction and Enhancement
- Support 420, 422, 444 video formats
- Support optional I / O module
- Support EDID Management
- Support any 4 layer display
- Support API Control

• HDR10 Color Reduction and Enhancement

HDR (High Dynamic Range) provides more dynamic range and image detail than normal images, depending on the SDR (Standard Dynamic Range) image for different exposure times.

The HDR image is synthesized with the SDR image, corresponding to the best detail for each exposure time, which can better reflect the visual

effect in the real environment. Under the action of HDR10, Q3 video processor shows more vivid. It can be alternated between cool and warm colors. HDR 10 offers viewers increased contrast and luminance ranges, a broader and richer color palette and an immersive viewing experience.

• 4K@60Hz Input

Support HDR 4K@30Hz, 4K@60Hz input.
 HDMI 1.4 / HDMI 2.0 / DP 1.2
 Inputs compatible.




• 4K@60Hz Output

Support HDMI2.0 output, optional DP1.2/DVI output module



• 4K fade in / out seamless switch

Q3 support cut and fade switching for all layers. With 1024 level ALPHA adjustment, the transition is very smooth.



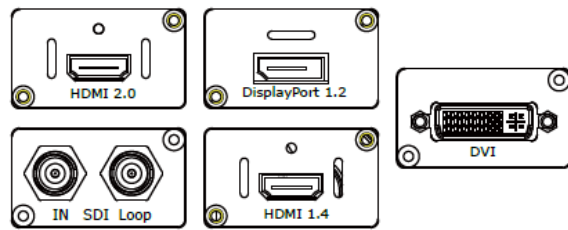
• LOGO Capture

Support logo capture and storage in device. Capture any frame from input source as background.



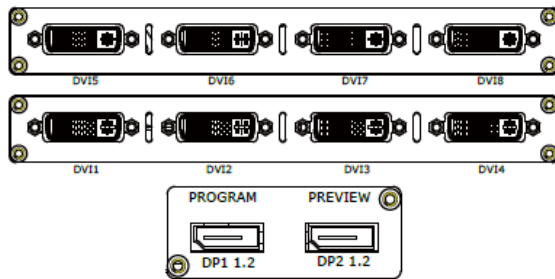
• Input modularization, customization

Q3 supports multiple optional modules to meet different needs;
 1234 input: optional hdmi2.0 + dp1.2, HDMI 1.4, SDI, SDI
 5678 input: optional hdmi2.0 + dp1.2 module (fixed matching module)



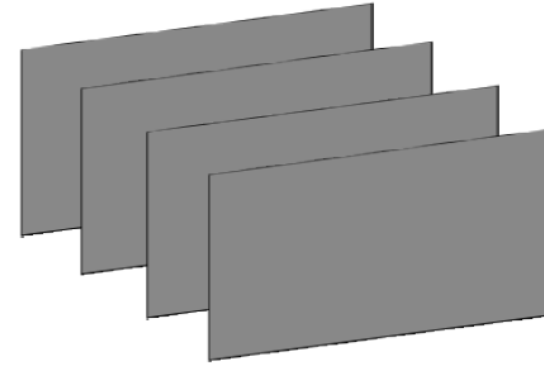
• Output modularization, customization

Output can be selected according to demand:
 DP1.2 output with DP sending card or other HD display equipment
 DVI splicing output can be 4 splicing or 8 splicing to realize the ultra wide and ultra high display of LED screen



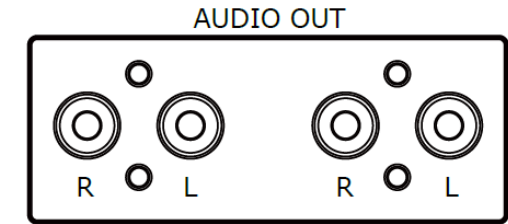
• 4K 4 layer display

Q3 supports four 4K layers, which can be stacked and placed at any position, and the splicing does not occupy any layer



• Support audio input and output

Q3 support audio out, can play the embedded audio from the input channel. Support video&audio sync switching.

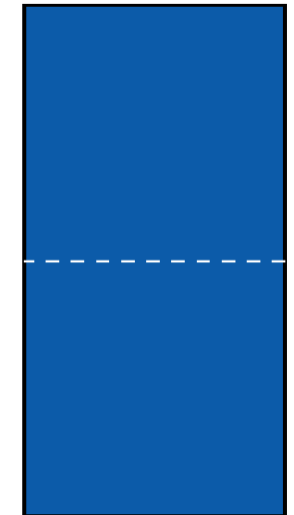


• 8K ultra high altitude and wide input/output

Double 4K input and output, single port up to 3840, up to 2160, Customized within 4K @ 60; supports 8k2k and 4k4k input and output, and multiple cascades support wider and higher splicing.



7680 * 2160 horizontal splicing



3840 * 4320 vertical splicing

HDR INTRODUCTION


Q3 - 4K@60Hz Video Processor with HDR

4K HDR is an Advanced Image Processing Technology Than 4K.

With HDR Movies and Q3 Video Processor' s Processing, the Video will be More Brilliant.

Key Features

- Cooperate with Mctrl 4K and A8S/A10S Control System to Realize HDR 10-Bits Display
- Realize HDR in Standard Display(HLG) with Ordinary Control System
- Realize 4K@60Hz Scale, Switch, PIP Function on HDR Display

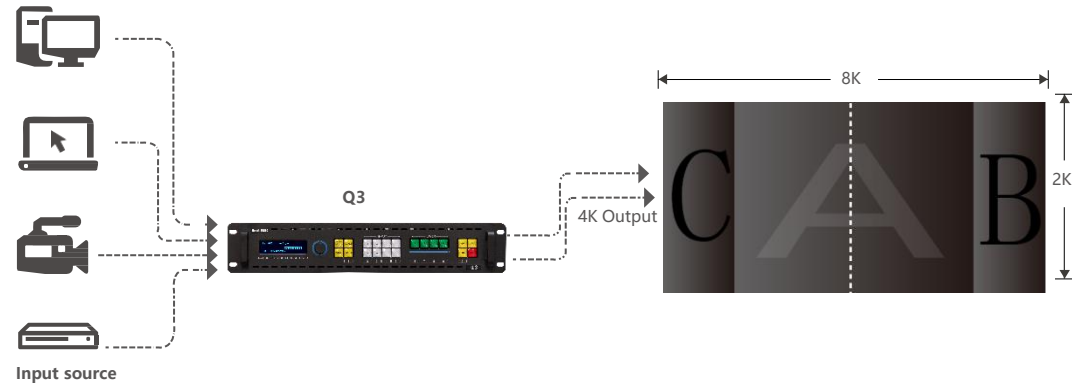


Without HDR

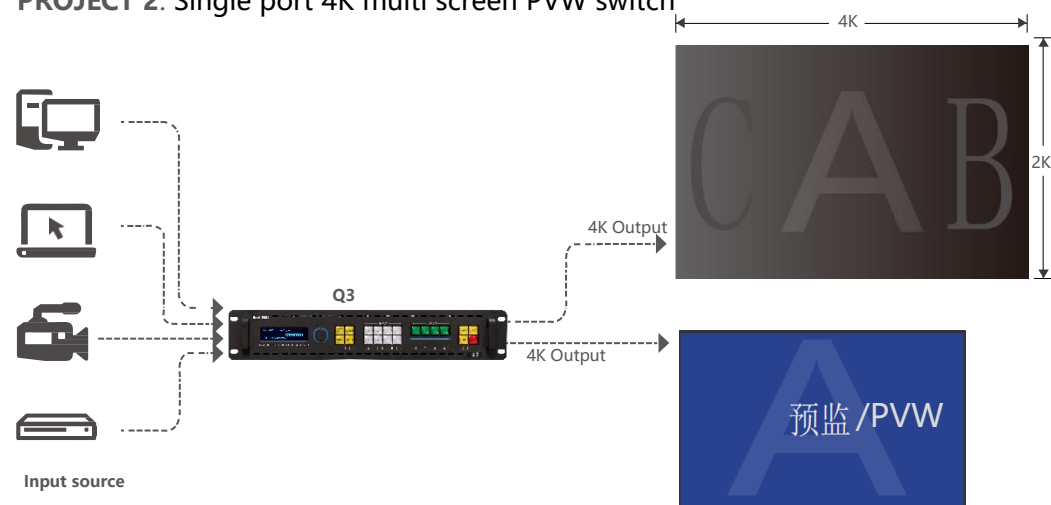
With HDR

PRODUCT SOLUTIONS

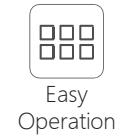
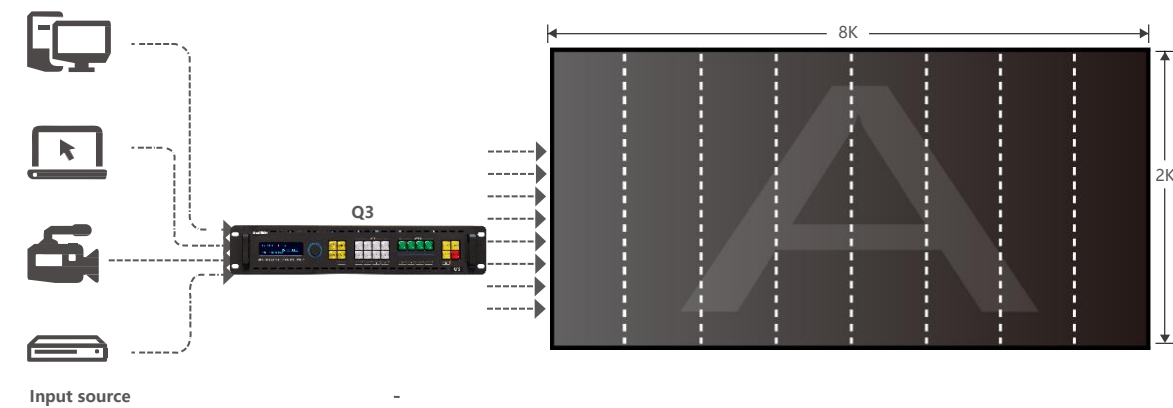
PROJECT 1 : 8K2K 2 splicing 3 layers



PROJECT 2: Single port 4K multi screen PVW switch



PROJECT 3: 8 DVI output splicing



Input

Connector	Quantity	Description
HDMI 1.4	2	Support max. 3840*2160@30Hz and downward compatibility Support customized input resolution
HDMI 2.0	1	Support max. 3840*2160@60Hz and downward compatibility Support customized input resolution Support HDR
Displayport 1.2	1	Support max. 3840*2160@60Hz and downward compatibility Support customized input resolution Support HDR
RCA audio	2	Support External Audio (L x R)
Optional SDI SDI Loop	4	SD-SDI HD-SDI 3G-SDI Standard. Support Deinterlacing SDI Loop Consistent with SDI input.
HDMI1.4	4	Support max. 3840*2160@30Hz and downward compatibility Support customized input resolution
DVI	4	Support max. 2048*1152@60Hz and downward compatibility Support customized input resolution
HDMI 2.0	4	Support max. 3840*2160@60Hz and downward compatibility Support customized input resolution Support HDR
Displayport 1.2	4	Support max. 3840*2160@60Hz and downward compatibility Support customized input resolution Support HDR

Output


Connector	Quantity	Description
HDMI2.0	2	Support 3840x2160@60Hz and Downward Compatibility Support HDR Configuration Support Color Adjustment
Optional DP1.2	2	Support 3840x2160@60Hz and Downward Compatibility Support customized Output resolution
DVI	2	Support max. 2048*1152@60Hz and downward compatibility Support customized Output resolution
RCA audio	4	External or Embedded Audio Output

Operation

Connector	Quantity	Description
RJ11 / RS232	1	Offer Open Protocol. Support API Control
USB	1	Firmware update

8K2K、2000 MILLION PIXEL、8 SPLICING、4 WINDOWS
4:4:4 10BIT 60Hz PROCESSING

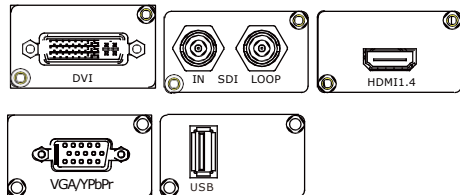
L5



- Support optional input module HDMI / DVI / SDI / VGA / USB
- Support 8 splicing, multi screen, 20 million pixel splicing
- Support audio and video synchronization switching
- Support seamless switching of any signal source
- Support Flexible Split With Ultra-wide Range
- Support OSD and multi window display
- 4:4:4 10BIT 60Hz Processing
- Support Signal Hot Backup
- Support EDID Management
- Support API Control

• Optional Module Slot

L5 Supports any 2 optional modules, Including SDI, HDMI1.4, DVI, VGA/ YPbPr, USB.




• 4 windows display

L5 has powerful layering capacity. Support up to 4 layers in any size and position



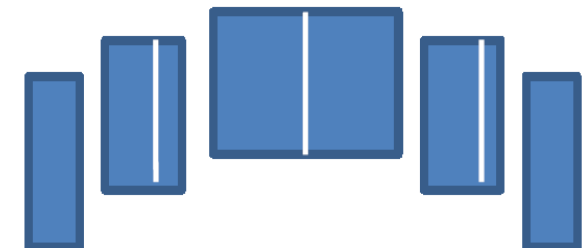
• 4K fade in / out seamless switch

L5 support cut and fade switching for all layers. With 1024 level ALPHA adjustment, the transition is very smooth.



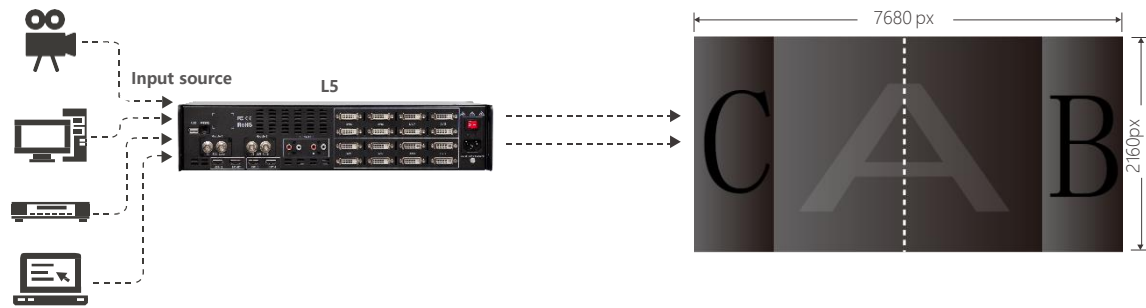
• Multi screen independent splicing

L5 support advanced splicing. Each output support independent control and splicing. Handle multiple splicing by single unit.

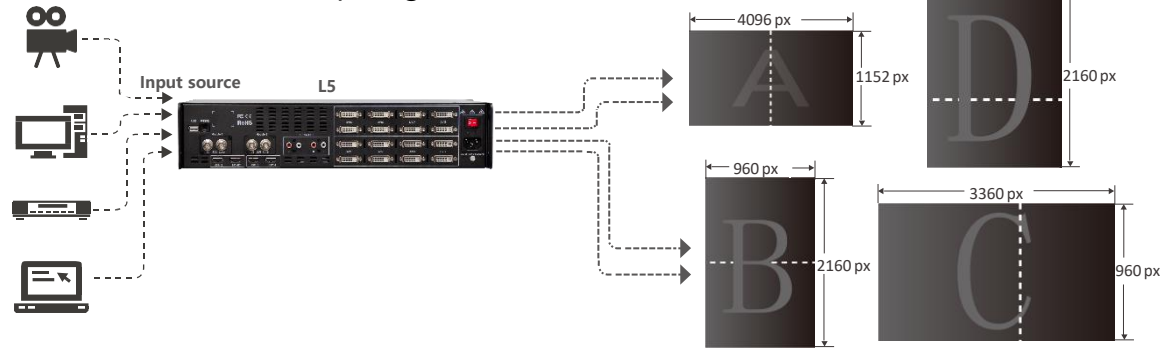


PRODUCT SOLUTIONS

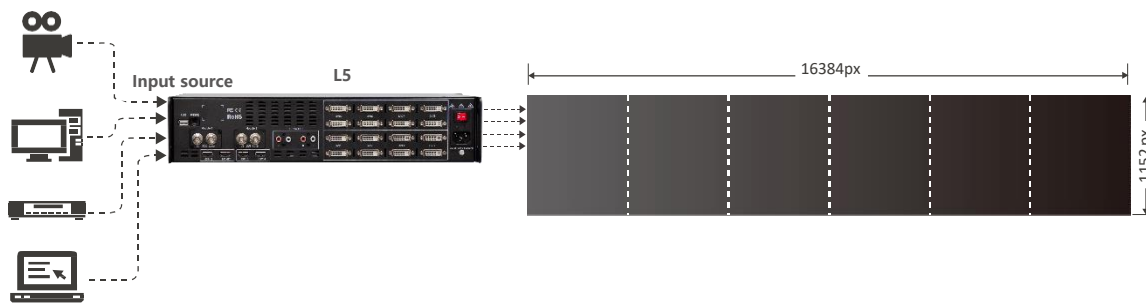
PROJECT 1 : 8K2K splicing 3 windows



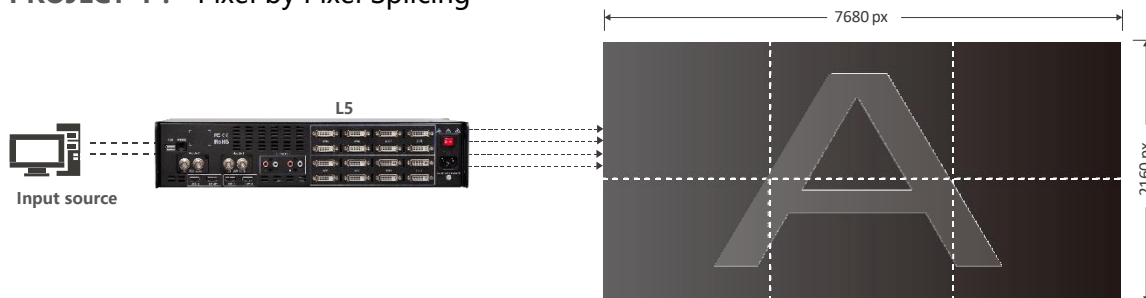
PROJECT 2 : Powerful Splicing



PROJECT 3 : Splicing with ultra wide range



PROJECT 4 : Pixel by Pixel Splicing



3D
Splicing



PIP



EDID
Management



Seamless
Switching



Hot
Backup



Easy
Operation



Input

Connector	Quantity	Description
HDMI 1.4	4	Support HDMI 1.4b / HDMI 1.3 / DVI 1.0, HDCP compatible VESA Standard. Support max.3840x2160@30fps Support customized input resolution in EDID management Support Input Crop SMPTE Standard. Support 480i 576i 720P 1080i 1080P
Optional Module	2	Support up to 2 optional input module HDMI 1.3 / HDMI 1.4 / DVI / SDI + SDI LOOP / VGA/USB

Output

Connector	Quantity	Description
DVI + Backup	8	Output format support SMPTE 720P 1080P Support max.1920x1200@60fps Support customized output resolution (Bandwidth optimization) Horizontal resolution maximum 3840 pixels Vertical resolution maximum 1920 pixels
Audio	2	2 channel 2 x RCA (LR Stereo Audio) out

Operation

Connector	Quantity	Description
RJ11 / RS232	1	Offer Open Protocol. Support API Control
USB	1	Firmware update

HDR10 MORE COLORFUL AND BRILLIANT DISPLAY
 4K@60Hz 4:4:4 10BIT PROCESSING
 4K@60Hz INPUTS AND OUTPUTS

Q2



- Support HDR Color Reduction and Enhancement
- Support DP1.2 / HDMI2.0 4K@60Hz Input
- Support Video and Audio Synchronization
- Support EDID Management, P2P Display
- Support 420 | 422 | 444 Video Format
- Support HDMI2.0 4K@60Hz Output
- Support Any 4K PIP Input Channel
- Support Any 4K Preview Input
- Support Cascade Split
- Support API Control
- Support PIP

• **HDR10 Color Reduction and Enhancement**

HDR (High Dynamic Range) provides more dynamic range and image detail than normal images, depending on the SDR (Standard Dynamic Range) image for different exposure times.

The HDR image is synthesized with the SDR image, corresponding to the best detail for each exposure time, which can better reflect the visual

effect in the real environment. Under the action of HDR10, Q2 video processor shows more vivid. It can be alternated between cool and warm colors. HDR 10 offers viewers increased contrast and luminance ranges, a broader and richer color palette and an immersive viewing experience.

• **4K@60Hz Inputs**

Support HDR 4K@30Hz, 4K@60Hz input. HDMI 1.4 (Dual Link DVI) / HDMI 2.0 / DP 1.2 Inputs compatible.



• **One Unit Support 4K Output**

2 x HDMI 2.0 output with independent decoder chip; Sending card cascade for high resolution LED display or system backup.



HDR INTRODUCTION


Q2 - 4K@60Hz Video Processor with HDR

4K HDR is an Advanced Image Processing Technology Than 4K.

With HDR Movies and Q2 Video Processor' s Processing, the Video will be More Brilliant.

Key Features

- Cooperate with Mctrl 4K and A8S/A10S Control System to Realize HDR 10-Bits Display
- Realize HDR in Standard Display(HLG) with Ordinary Control System
- Realize 4K@60Hz Scale, Switch, PIP Function on HDR Display

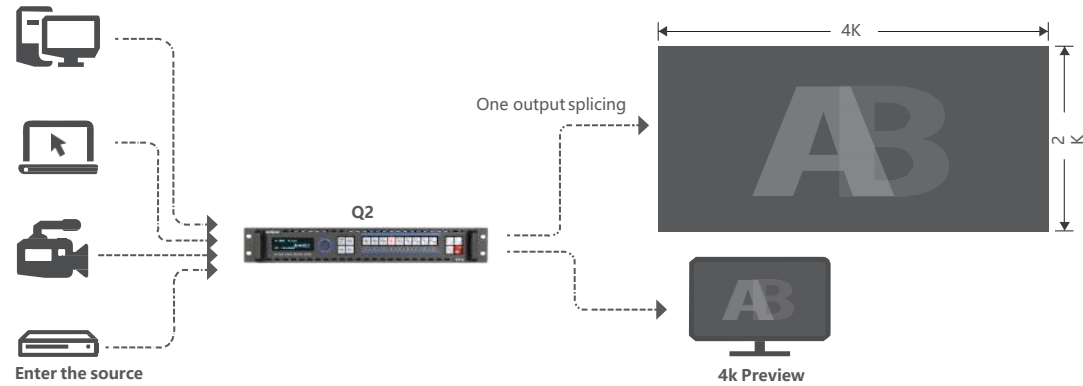


Without HDR

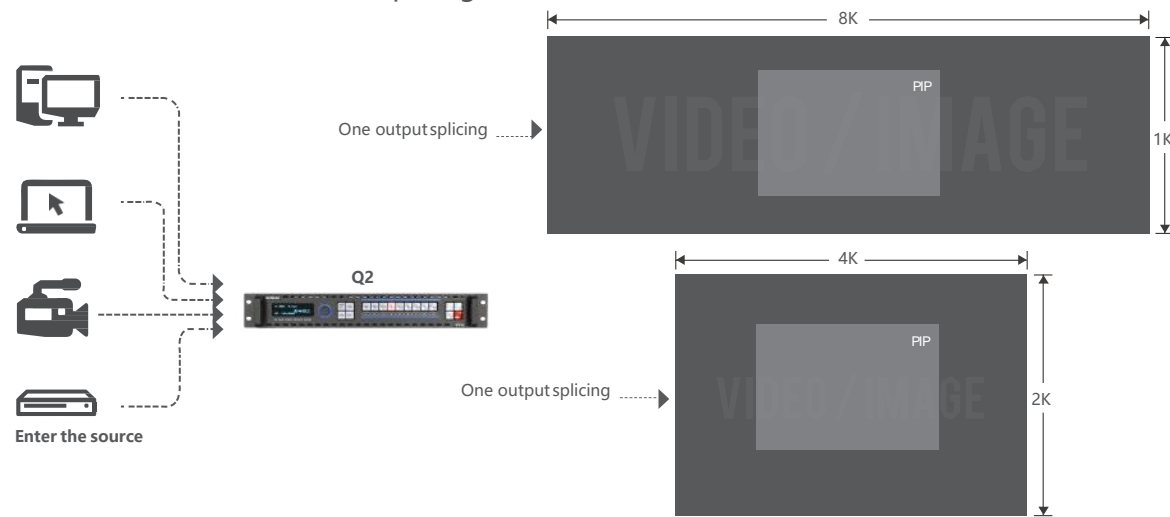
With HDR

PRODUCT SOLUTIONS

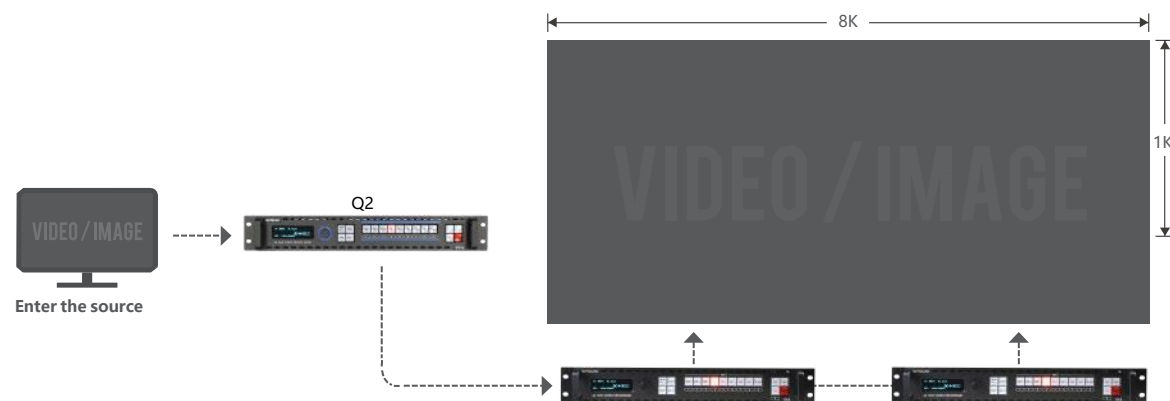
PROJECT 1: 4K*1K Preview Seamless Switch



PROJECT 2: 8K*1K or 4K*2K Splicing



PROJECT 3: Multi-cascade and 8K*2K split application



4K HDR



PIP



Seamless Switching



Hot Backup



Easy Operation



Input

Connector	Quantity	Description
HDMI 1.4	2	Support max. 3840*2160@30Hz and downward compatibility Support customized input resolution
HDMI 2.0	2	Support max. 3840*2160@60Hz and downward compatibility Support customized input resolution Support HDR
Displayport 1.2	1	Support max. 3840*2160@60Hz and downward compatibility Support customized input resolution Support HDR
VGA	1	VGA-VESA Standard. Support max.1920x1200@60Hz.
RCA audio	2	Support External Audio (L x R)
Optional SDI SDI Loop	2	SD-SDI HD-SDI 3G-SDI Standard. Support Deinterlacing SDI Loop Consistent with SDI input.

Output

Connector	Quantity	Description
HDMI2.0 (main output)	1	Support 3840x2160@60Hz and Downward Compatibility Support HDR Configuration Support Color Adjustment
HDMI2.0 (preview/LOOP)	1	TBD
RCA audio	4	External or Embedded Audio Output

Operation

Connector	Quantity	Description
RJ11 / RS232	1	Offer Open Protocol. Support API Control
USB	1	Firmware update

4K@60 4:4:4 10BIT DISPLAY
FLEXIBLE SPLIT WITH ULTRA-WIDE RANGE

Q1



- PIP From Any Source in Any Position and Size
- Seamless Switching Between Any Source
- Input Formats Up to 4K@60Hz 4:4:4
- Flexible Split with Ultra-wide Range
- Support EDID Management
- Pixel by Pixel Split
- Support Open API
- Output Backup

• 4K@60Hz Inputs

Support UHD 4K@30Hz,4K@60Hz input.
Dual Link DVI / HDMI 1.4 / HDMI 2.0 / DP 1.2
Inputs compatible.



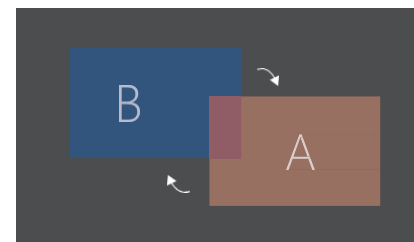
• Output Backup

4 x DVI output and 4 x Backup DVI output
with independent decoder chip; Sending
card cascade for high resolution LED display
or system backup.



• Preview Seamless Switching

The Q1 supports any source preview for two
ports split. The "TAKE" feature allows the user
to switch seamlessly on PGM display; Support
seamless switch and fast switch on 4 port split.



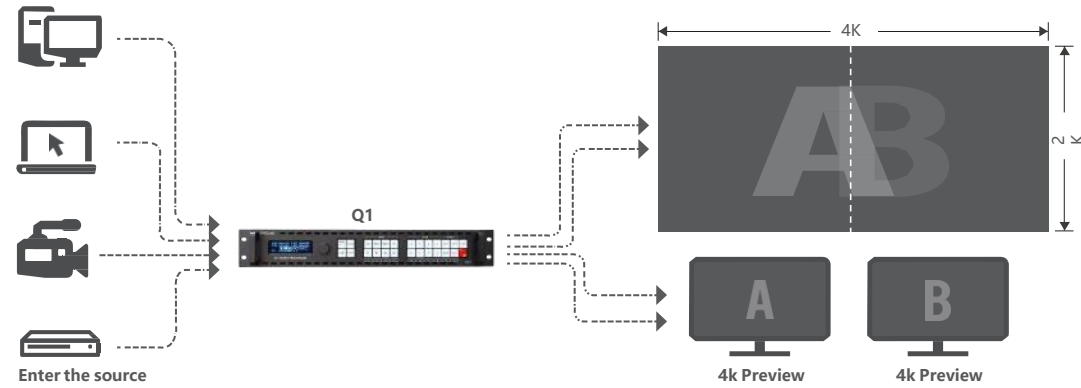
• Ultra-wide Range Split,
Any Channel PIP

Support 8k x 1k(8192x1152) or 2K x 4K
(2160X3840) by single unit.

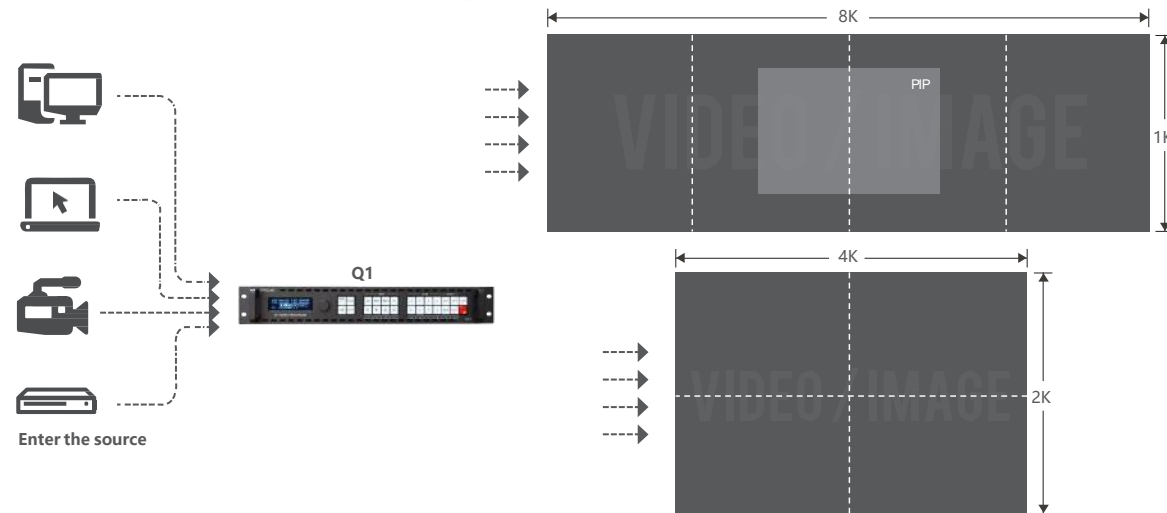


PRODUCT SOLUTIONS

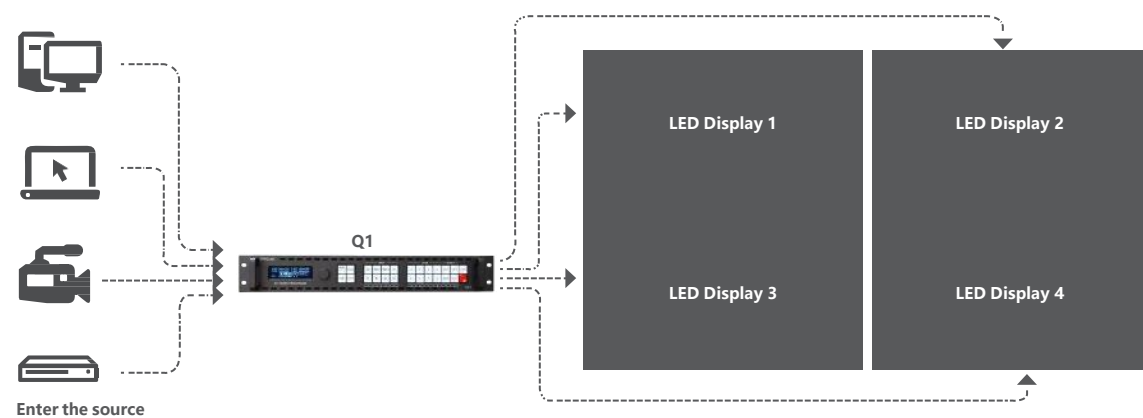
PROJECT 1: 4K*1K Preview Seamless Switch



PROJECT 2: 8K*1K or 4K*2K Splicing



PROJECT 3: 4 Independent Output



PIP



EDID
Management



Seamless
Switching



Hot
Backup



Easy
Operation



Input

Connector	Quantity	Description
Dual DVI	1	Support max. 3840*2160@30Hz and downward compatibility Support customized input resolution
HDMI 1.4	1	Support max. 3840*2160@30Hz and downward compatibility Support customized input resolution
HDMI 2.0	1	Support max. 3840*2160@60Hz and downward compatibility Support customized input resolution
Displayport 1.2	1	Support max. 3840*2160@60Hz and downward compatibility
Optional DVI / SDI / HDMI DP / USB / VGA YPbpr / CVBS	1	Support DVI/SDI/HDMI/DP/USB/VGA/YPbpr/CVBS etc. Input port option

Output

Connector	Quantity	Description
DVI	4	Realize 4 port split in any layout. Support PIP in any channel after mapping Support individual configuration in each port Support color adjustment
DVI Backup	4	Redundant DVI backup outputs

Operation

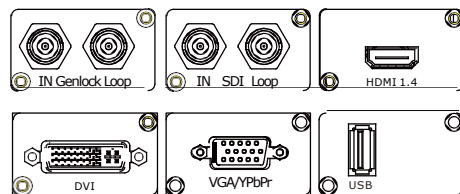
Connector	Quantity	Description
RJ11 / RS232	1	Offer Open Protocol. Support third party control
USB	1	Firmware update



- Support Seamless Switching Between Any Signal
- Support Flexible Split With Ultra-wide Range
- Support Split, Multiple Windows Display
- Support 4:4:4 10Bit 60Hz Processing
- Support Preview Working Mode
- Support 4K1K Pixel to Pixel Split
- Support Cascade Split Support
- Optional Module Support API
- Support Signal Hot Backup
- Support OSD

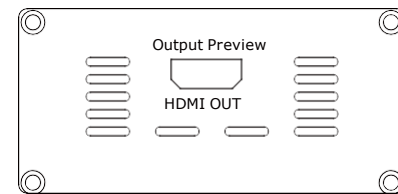
• **Optional Module Slot**

L3 Supports any 4 optional modules, Including Genlock, SDI, HDMI 1.4, DVI, VGA/YPbPr, USB.



• **4K1K Output Preview**

The Output preview module is used to preview the output signals, by mapping the 2 DVI outputs into one HDMI output port.



• **3D Display**

L3 supports left-right 3D split, and can realize one button switching between 2D and 3D display via Software.



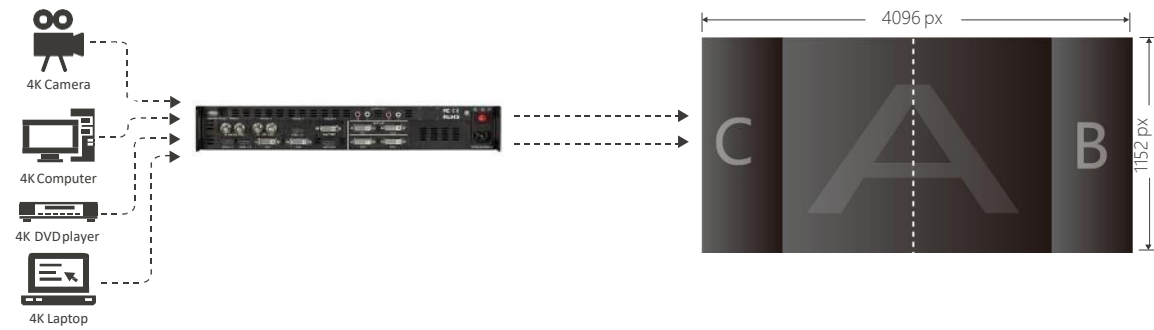
• **Windows Rotation**

Each layer supports 90, 180, 270 degree, mirror rotation to realize personalized display.

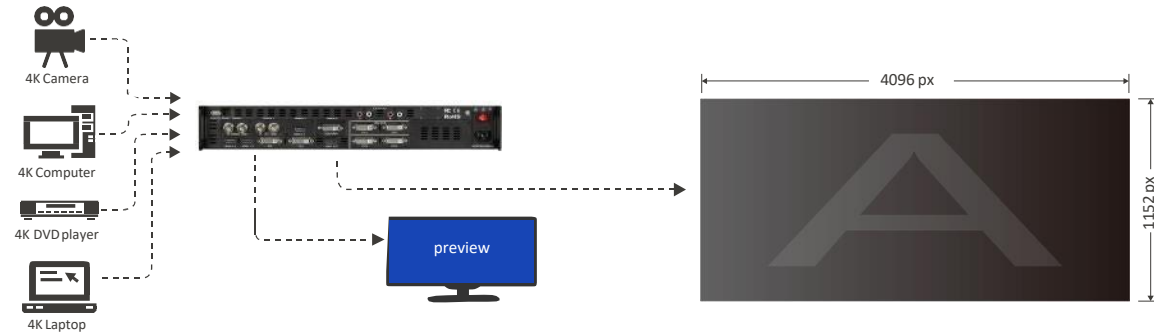


PRODUCT SOLUTIONS

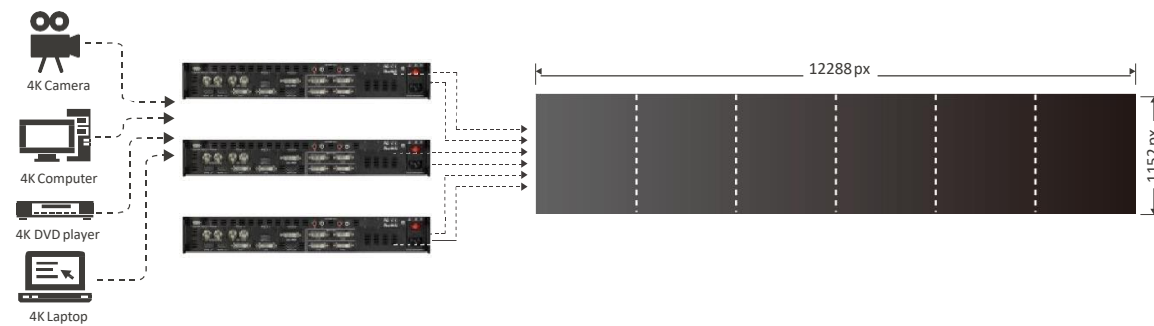
PROJECT 1: 3 Windows Display Based on 4K1K Split



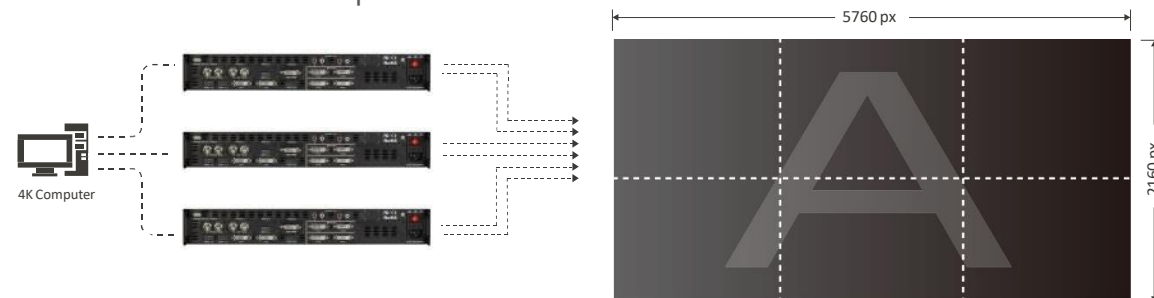
PROJECT 2: Multiple-Window Preview Seamless Switching on Single Port



PROJECT 3: 4 Independent Output



PROJECT 4: Pixel to Pixel Split



3D
Splicing



PIP



EDID
Management



Seamless
Switching



Hot
Backup



Easy
Operation




Input

Connector	Quantity	Description
HDMI 1.4	1	Support HDMI 1.4b / HDMI 1.3 / DVI 1.0, HDCP compatible Support 3840x2160@30fps in max
HDMI 1.3	1	Support HDMI 1.3 / DVI 1.0 input, HDCP compatible VESA Standard. Support max.1920x1200@60fps Support customized input resolution in EDID management Support Input Crop SMPTE Standard. Support 480i 576i 720P 1080i 1080P
DVI	2	Support HDMI 1.3 / DVI 1.0 input, HDCP compatible VESA Standard. Support max.1920x1200@60fps Support customized input resolution in EDID management Support Input Crop
Optional Module	4	Support up to 4 optional input module HDMI 1.3 / HDMI 1.4 / DVI / SDI + SDI LOOP / VGA Genlock in + Genlock loop

Output


Connector	Quantity	Description
DVI + Backup	2	Output format support SMPTE 720P 1080P Support max.1920x1200@60fps Support customized output resolution (Bandwidth optimization) Horizontal resolution maximum 3840 pixels Vertical resolution maximum 1920 pixels
HDMI 1.3	1	Support HDMI1.3 / DVI 1.0 Support customized output resolution (Bandwidth optimization) Support 2 output channel preview
Audio	2	2 channel 2 x RCA (LR Stereo Audio) out



- Support 4Kx2K@60Hz pixel by pixel splicing
- Support 8Kx1K@60Hz pixel by pixel splicing
- Support HDMI 2.0 and DP1.2 Inputs
- Support multi splicing mode
- Support cascade splicing
- Signal hot backup

• 4K@60Hz Input

It supports 4K @ 60Hz input, and the device is equipped with HDMI2.0 / DP1.2 input as standard.




• Output backup

4 x DVI output and 4 x Backup DVI output with independent decoder chip; Sending card cascade for high resolution LED display or system backup.



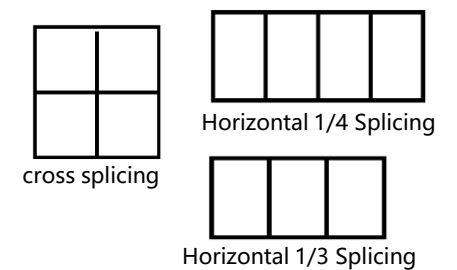
• Signal Priority and Hot Backup

On default setting HDMI has the higher priority than DP. When connect both HDMI and DP source the device will display HDMI source and automatically switch to DP once HDMI signal lost.



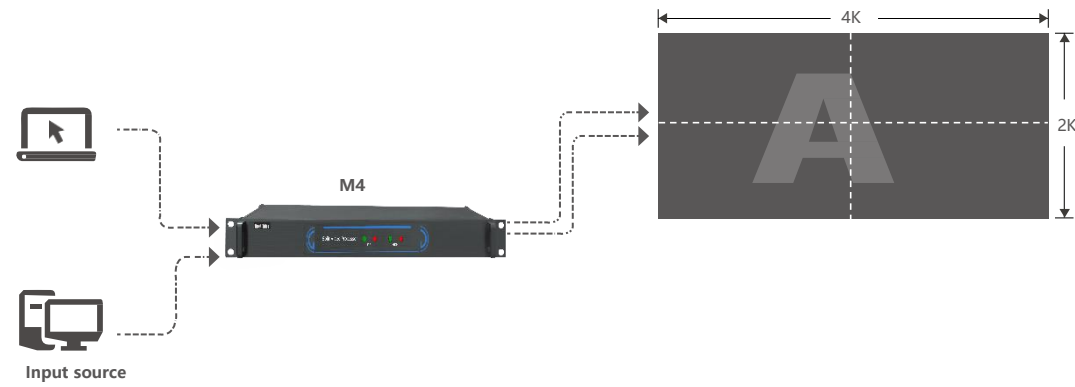
• Auto-Splicing

M4.M4-mini can do auto splicing. The splicing mode is configured by dial switch. The default setting is HDMI input 2x2 splicing

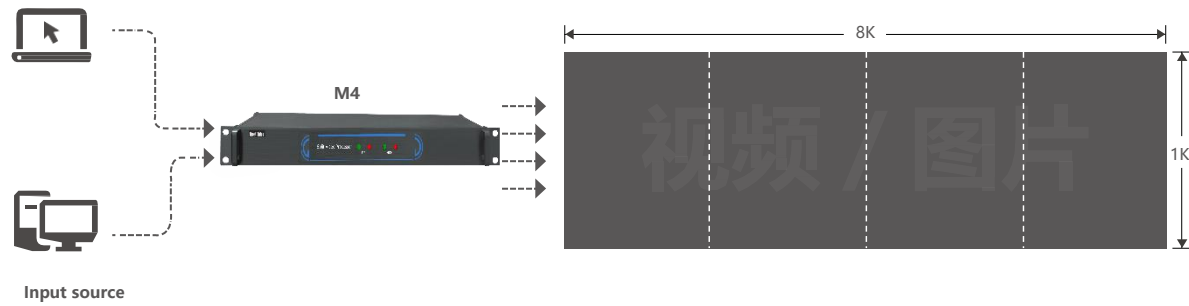


PRODUCT SOLUTIONS

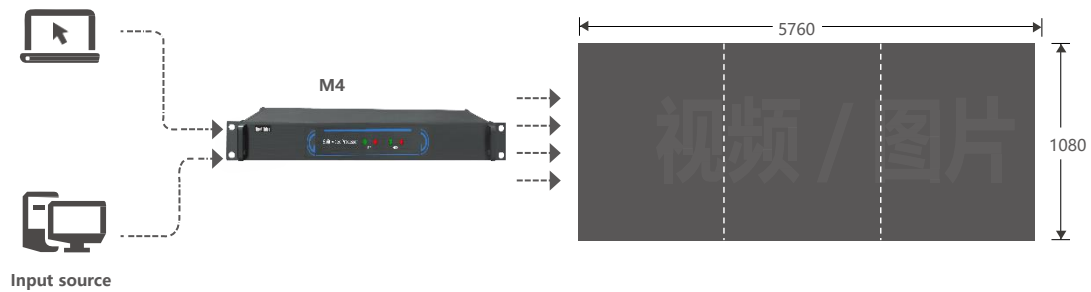
PROJECT 1: 4K*2K cross splicing



PROJECT 2: Horizontal 1/4 8K*1K Splicing



PROJECT 3: Horizontal 1/3 Splicing



4K



PIP



EDID
Management



Seamless
Switching



Hot
Backup



Easy
Operation

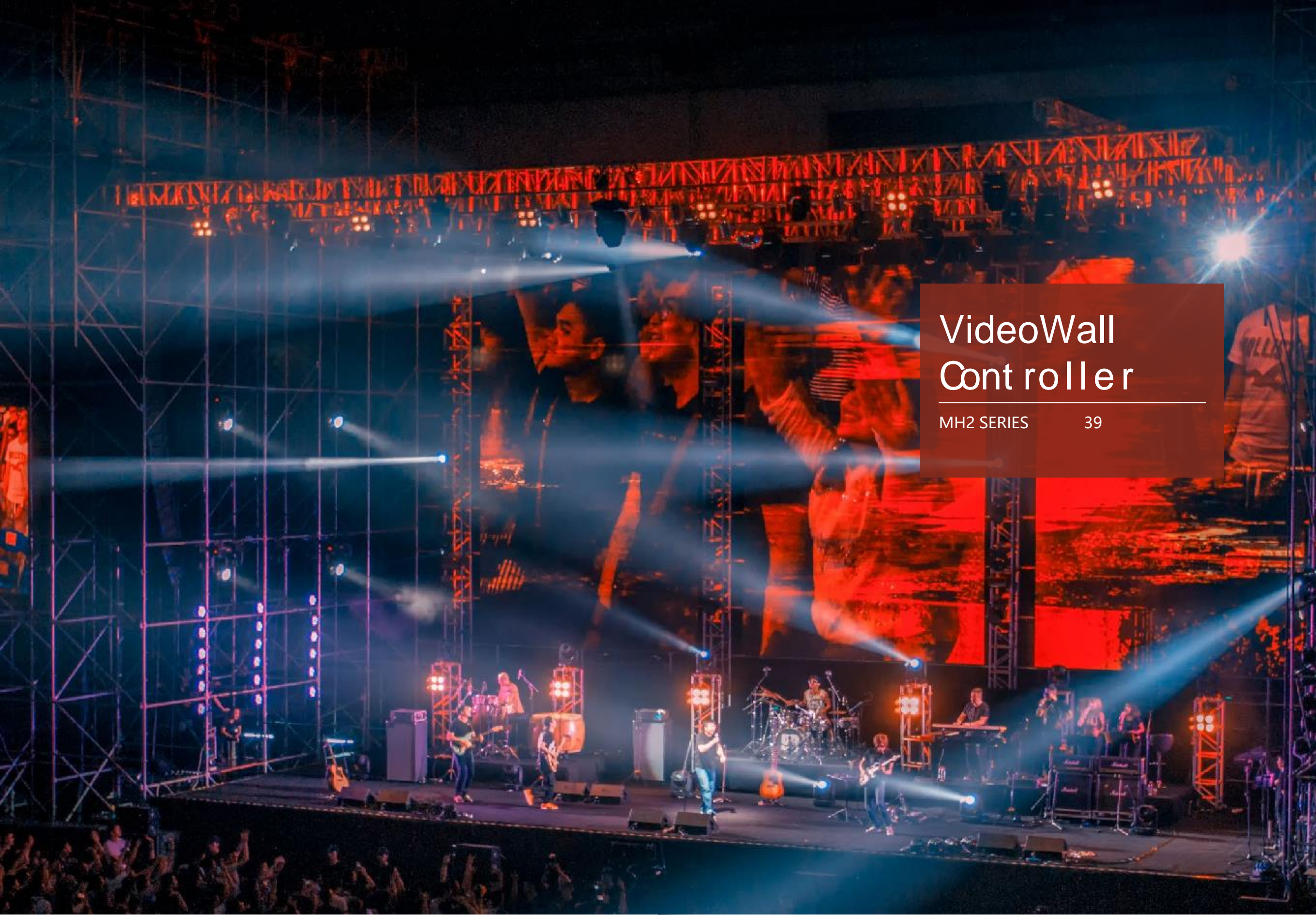


Input

Connector	Quantity	Description
HDMI 2.0	1	Support max. 3840*2160@60Hz and downward compatibility Support customized input resolution
Displayport 1.2	1	Support max. 3840*2160@60Hz and downward compatibility

Output

Connector	Quantity	Description
DVI	4	Realize 4 port split in any layout. Support PIP in any channel after mapping Support individual configuration in each port Support color adjustment
DVI Backup	4	Redundant DVI backup outputs



VideoWall Controller

MH2 SERIES

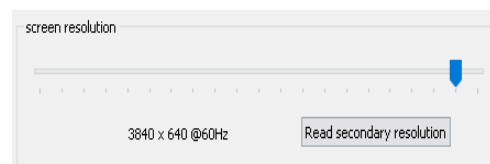
39



- Up to 288 Inputs Load and 160 Outputs Splicing
- Pixel-to-Pixel Splicing of Multi-channel 4K Inputs
- Customize Output Resolution by Module
- Display up to 8 Layers by Single Port
- Support 4k@60Hz output
- 3D Splicing and Switching
- Projection Edge Blending
- Visualization Software
- EDID Management
- IPAD Control

• Customize Output Resolution by Module

Each installed module can be independently configured for resolution within 3840 in horizontal and 2048 in vertical. One unit support multiple screens with different resolution.



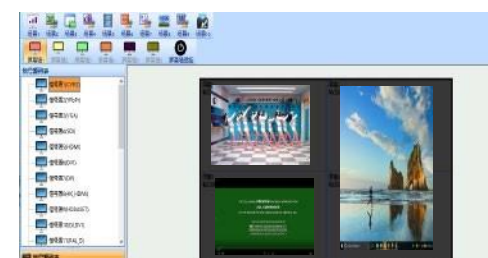
• EDID Management

Customize input EDID: Support program PC to identify customized resolution, makes "Pixel to Pixel" much easier



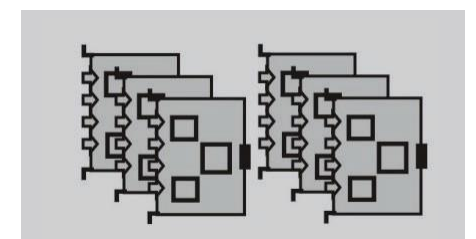
• Visualization Software

Input & Output API preview by software. Ideal for real-time editing.




• Display up to 8 Layers by Single Port

One single port of the output module supports 8 images at the same time. Total 8 layers processing, support any overlapping at any position on the video wall.

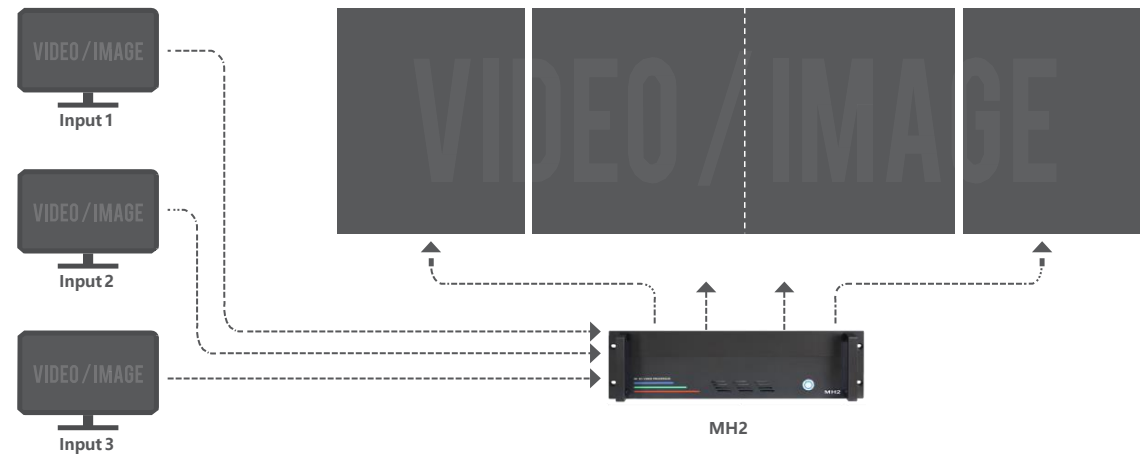


PRODUCT SOLUTIONS

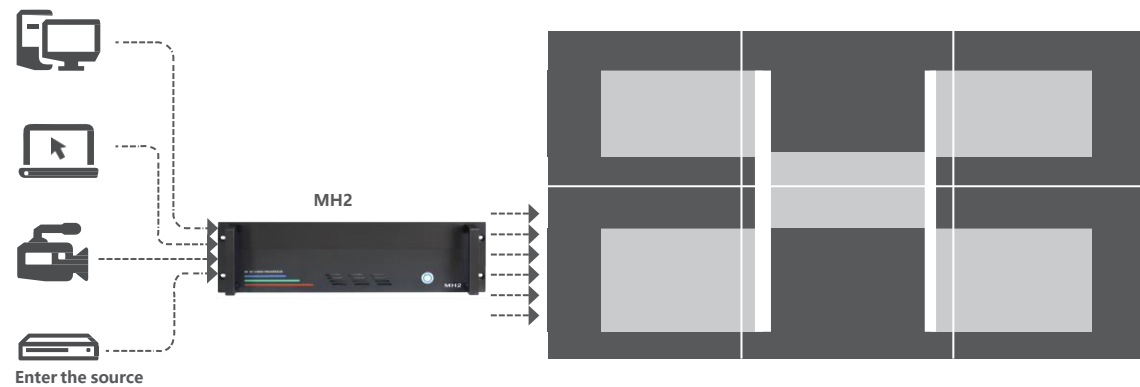
PROJECT 1: One input to multiple outputs in scaling mode



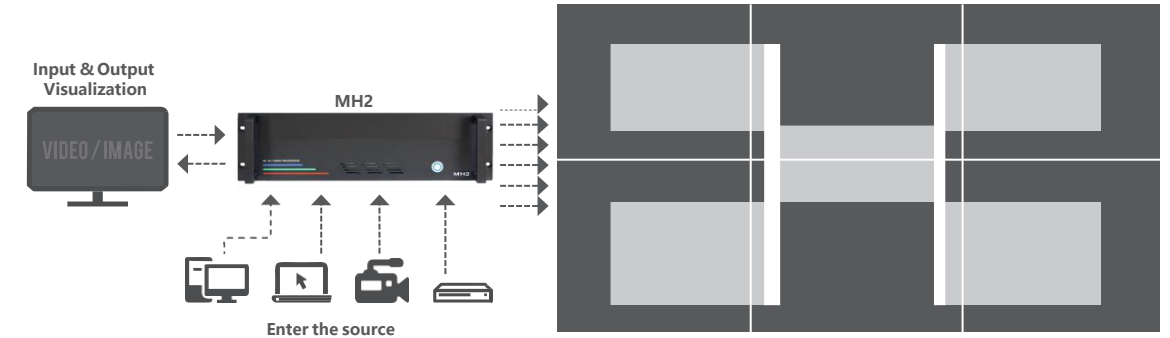
PROJECT 2: 4K Pixel-to-Pixel Splicing



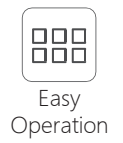

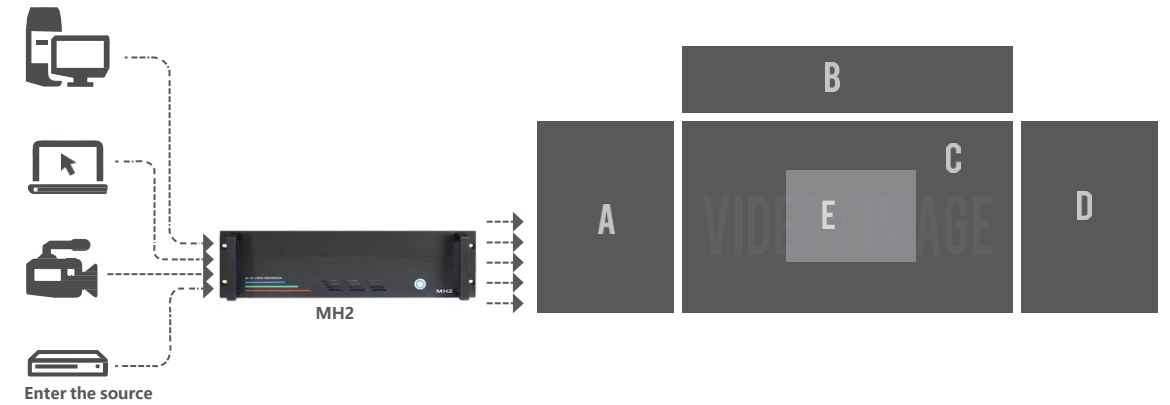
PROJECT 3: Multiple inputs and outputs in pixel to pixel splicing mode



PROJECT 4: Visualization Software




PROJECT 5: Customize Output Resolution by Module



1.5U



3U



8U

Input

Connector	Quantity	Description
DVI-M	4	Support 2K input ,compatible with HDMI/DVI/VGA/YPbPr/Cvbs (With adapter) Support max. 1920x1200@60fps Support customized input resolution in EDID management Support Input Crop and OSD Support auto adjust for analog signal
DVI-D	4	Support HDMI 1.3 / DVI 1.0 input, HDCP compatible VESA Standard. Support max.1920x1200@60fps Support customized input resolution in EDID management Support Input Crop and OSD
VGA	4	VGA-VESA Standard Support max.1920x1200@60fps Support customized input resolution in EDID management Support Input Crop and OSD Support auto adjust
HDMI	4	Support HDMI 1.3 / DVI 1.0 input, HDCP compatible VESA Standard. Support max.1920x1200@60fps Support customized input resolution in EDID management Support Input Crop and OSD SMPTE Standard. Support 480i 576i 720P 1080i 1080P
SDI	4	SD-SDI HD-SDI 3G-SDI Standard. Support deinterlacing Support Long-line automatic equalization(100m) Support Input Crop and OSD
CVBS	4	SMPTE Standard. Support 480i 576i Support Input Crop and OSD
HDMI 1.4	2	Support HDMI 1.4b / HDMI 1.3 / DVI 1.0, HDCP compatible Support 4096x2160@30fps in max Support Input Hot Backup
4K@60fps HDMI/DP	3	Support Displayport 1.2 / HDMI 2.0, HDCP 2.2 compatible Support 4096x2160@60fps in max
IP	2	Support webcams / Ethernet streaming within 2k resolution Support H.264 & H.265 streaming from IP camera or other stream
HDBaseT	4	Support HDBaseT signal within 2K resolution Support 1920x1200@60fps in max Support Input Crop and OSD
Duallink DVI/DP	2	Support Duallink DVI(24+1) and DP 1.1a Support max. 3840x2160@30fps or 3840x1200@60fps Support Input Crop and OSD
HDBaseT+ HDMI 1.4	2+2	Support HDBaseT and HDMI 1.4 Support 3840x2160@30fps in max Support Input Crop and OSD

Output

Connector	Quantity	Description
DVI	4	Output format support SMPTE 720P 1080P Support max.1920x1200@60fps Support customized output resolution (Bandwidth optimization) Horizontal resolution maximum 3840 pixels Vertical resolution maximum 1920 pixels Support 8 layers configuration Compatible with VGA adaptor for analog signal
HDMI	4	Support HDMI1.3 / DVI 1.0 Support customized output resolution (Bandwidth optimization) Horizontal resolution maximum 3840 pixels Vertical resolution maximum 1920 pixels Support 8 layers configuration
HDMI 1.4	2	Support HDMI 4K1.4b / HDMI 1.3 / DVI 1.0 Support 3840x2160@30Hz in max.
HDMI 2.0	1	Support HDMI 4K 2.0 / HDMI1.4/HDMI 1.3 / DVI 1.0 Support 3840x2160@60Hz in max.
HDBaseT	4	Support HDBaseT signal within 2K resolution Support 1920x1200@60fps in max
90° Rotation Output	2	Support 1920x1200@60fps in max Support (0° -90° -180° -360°) Rotation
Any Rotation Output	2	Support 1920x1200@60fps in max Support (0° -360°) Rotation in any degree

Special Function Module	Description
Comm. Board	Support RS232 / RJ45 control Default IP: 192.168.1.200 RS232 out for external control
Enhance Comm.Board	Support RS232 / RJ45 control Default IP: 192.168.1.200 RS233 out for external control and device cascade Support Genlock
H.264 Preview Module	Input Preview by network and HDMI Input & Output preview with software by H.264 & H.265 Support up to 64 channel Input preview in max
DVI Preset Module	Output card Preview Preview the content of 8 outputs in single port



Video Scaler

P2	45
P1	49
L1	53
H1	57
TV1	61
S612	65

MIRROR DISPLAY FOR MORE PLATFORM
 PLUG AND PLAY WIRELESS PRESENTATION
 MULTI-SCREEN FOR MORE DEMONSTRATION


P2



- Support Cross-platform Mirroring Plug and Play Wireless Presentation
- Support 2.5 Million Pixels Customized Resolution
- Support 4 Channels Wireless Display
- Cascade Split with Multiple Device
- Support Two Sending Card Slots
- EDID Management

• Up to 4 Channels wireless display

P2 is a wireless display video processor. Support up to 4 channels wireless presentation, user can freely switching from single window, two windows, three windows, and four windows. Support multiple wireless senders online for multiple laptops. Idea for conference room application.



• 5GHz Transmission

Support 5GHz with 2.4GHz, compatible for low latency wireless transmission.



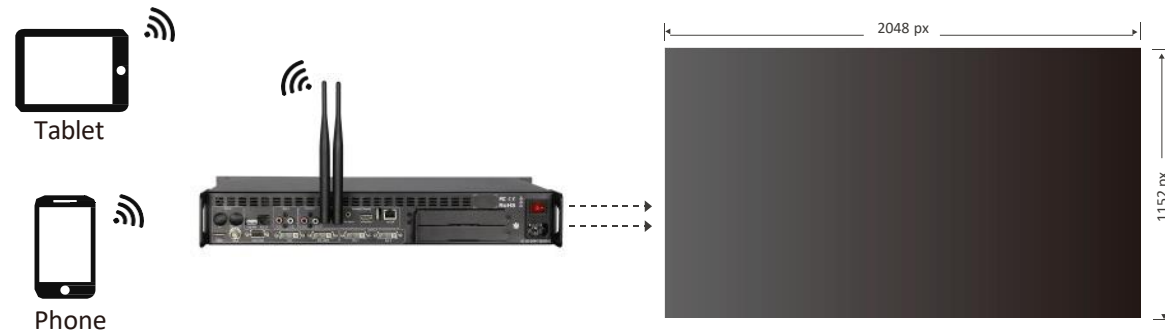
• Plug and Play Wireless Sender

Wireless sender support plug and play, no extra APP required, sharing your screen as simply as one click.

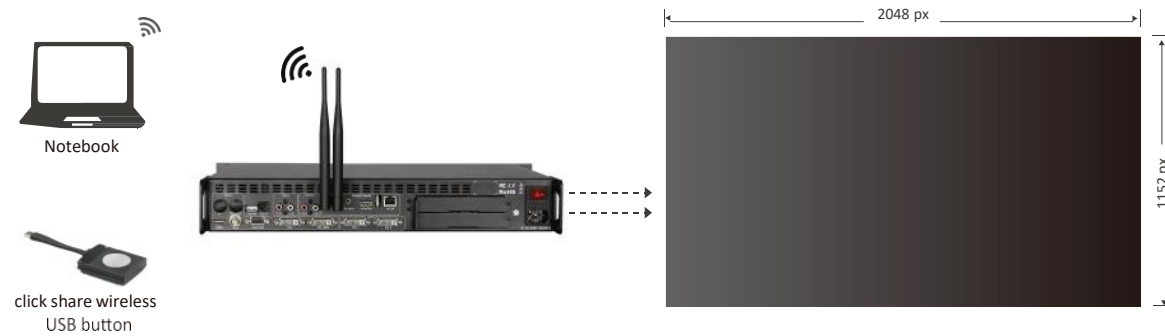


PRODUCT SOLUTIONS


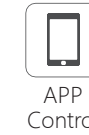
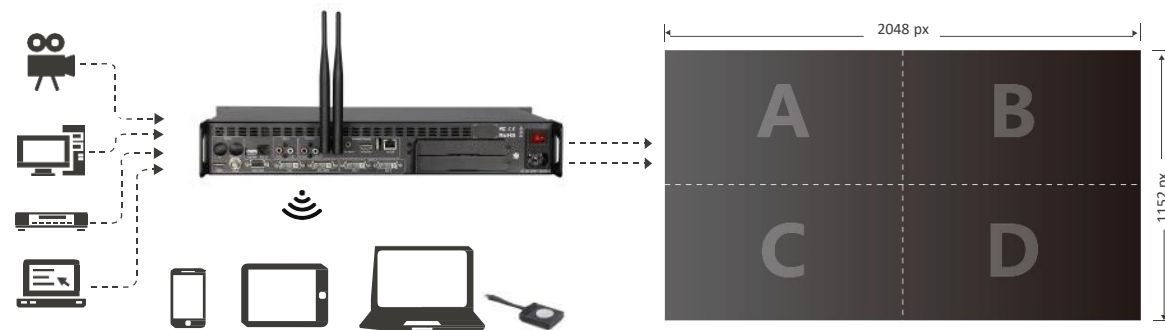
PROJECT 1: Wireless Presentation for Android, iOS platform, no APP required.



PROJECT 2: Plug and Play, Sharing the Screen as Simple as One Click



PROJECT 3: Four Windows Simultaneous Display for External Signals and Wireless Mirroring



Input

Connector	Quantity	Description
HDMI 1.3	1	Support HDMI 1.3 / DVI 1.0 input, HDCP compatible VESA Standard. Support max.1920x1200@60fps Support customized input resolution in EDID management Support Input Crop SMPTE Standard. Support 480i 576i 720P 1080i 1080P
DVI	1	Support HDMI 1.3 / DVI 1.0 input, HDCP compatible VESA Standard. Support max.1920x1200@60fps Support customized input resolution in EDID management Support Input Crop
VGA	1	VGA-VESA Standard Support max.1920x1200@60fps Support customized input resolution in EDID management Support Input Crop Support auto adjust
CVBS	1	SMPTE Standard. Support 480i 576i Support Input Crop
WiFi	2	Support dual band in 2.4G and 5G band
Audio	1	2x RCA (LR Stereo Audio)
SDI+SDI LOOP	1	SD-SDI HD-SDI 3G-SDI Standard. Support deinterlacing Support Long-line automatic equalization(100m) Support Input Crop
Sender	N	wireless transfer the display of PC
Rj45	1	Connect with wireless router to enhance wireless signal
USB	1	Match the Wireless Sender

Output

Connector	Quantity	Description
DVI	1	Output format support SMPTE 720P 1080P Support max.1920x1200@60fps Support customized output resolution (Bandwidth optimization) Horizontal resolution maximum 3840 pixels Vertical resolution maximum 1920 pixels
HDMI 1.3	1	Wireless Receiver. Support up to 4 channels wireless display
Audio	2	3.5mm stereo audio output jack from wireless display 2x RCA (LR Stereo Audio) out

STUDIO INTEGRATION
 WITH INTERNAL STORAGE
 EMBEDDED CONTROL TERMINAL
 NO NEED EXTRA COMPUTER
 SAVING MAINTENANCE COST

P1



- Support Mobile APP Control, Built in WIFI Hot Spot
- Support 2.5 Million Pixels Customized Resolution
- Support Video, Picture and Rolling OSD Playing
- Update Media on Internal Storage
- Multi-View on Control Terminal
- Any Signals Seamless Switching
- EDID Management
- Cascade Connection
- Signal Hot Backup
- Network Control

• **Broadcast Studio Integration**

Upload videos, images and rolling OSD via P1 studio platform. P1 Support unlimited playing windows, ideal for advertising business.



Built-in 32G storage with editor software embedded, which means you do not need a PC.

P1 is a video processor with integrated multimedia player, built-in 32G storage: no need extra computer and video input source.

With embedded editor software, you can switch the signal source and do parameter setting for display directly.

• **APP Remote Control with Display Schedule Management.**

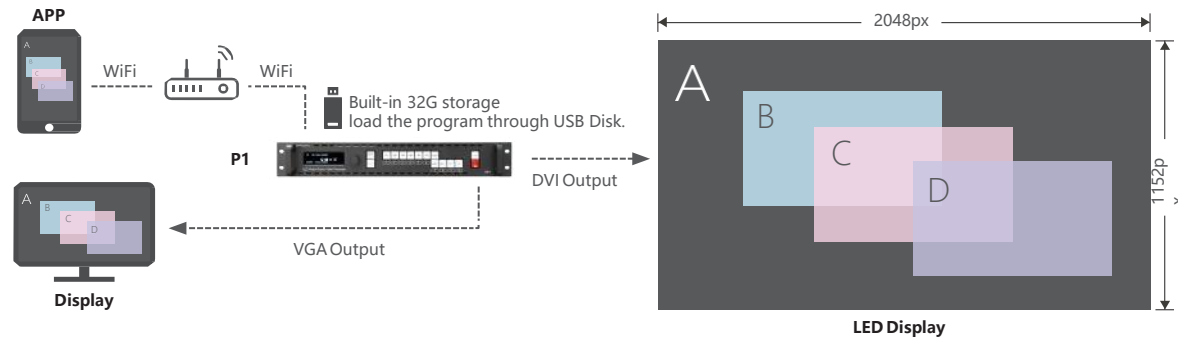


• **New Experience with Studio Integration Processor.**

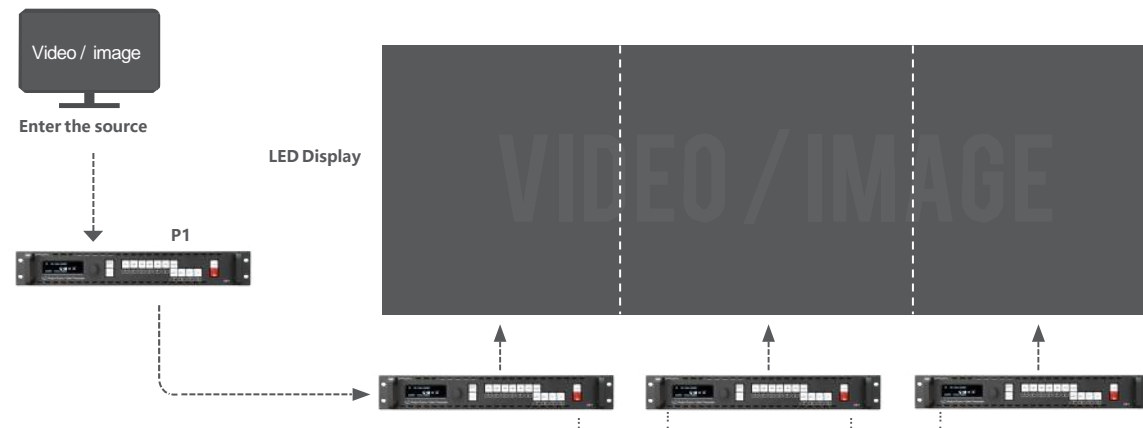


PRODUCT SOLUTIONS

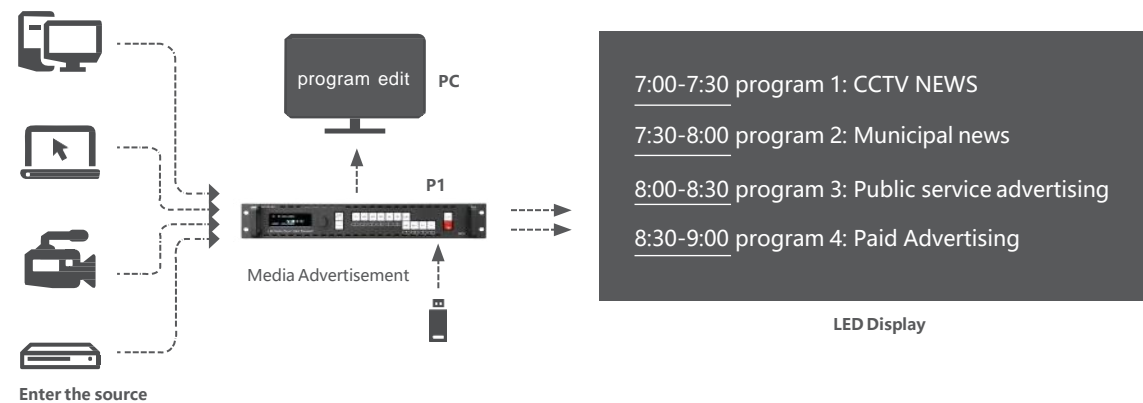
PROJECT 1: Broadcast Studio Integration



PROJECT 2: Cascade Splicing



PROJECT 3: Playlist Schedule Application



Input

Connector	Quantity	Description
HDMI 1.3	1	VESA Standard. Support max.1920x1200@60Hz. Support customized input resolution. SMPTE Standard.
DVI DVI Loop	1	VESA Standard. Support max.1920x1200@60Hz. Support customized input resolution. DVI Loop consistent with DVI input.
VGA / YPbPr	1	VGA-VESA Standard. Support max.1920x1200@60Hz. YPbPr-SMPTE Standard.
CVBS	1	SMPTE Standard. Support 480i 576i
USB	4	USB 1/2/4 for external connection (Keyboard / Mouse) for software operation or load content from USB driver USB 3 for Update
SDI SDI Loop	1	SD-SDI HD-SDI 3G-SDI Standard. Support deinterlacing SDI Loop consistent with SDI input.

Output

Connector	Quantity	Description
DVI (main output)	2	Output format support SMPTE 720P 1080P Support 1920x1200@60Hz in maximum Support customized output resolution (Bandwidth optimization) Horizontal resolution maximum 3840 pixels Vertical resolution maximum 1920 pixels Support cascade split Support color adjustment
VGA (program edit output)	1	Connect with monitor for software configuration
RCA (audio output)	2	Media player audio out (LxR)

Operation

Connector	Quantity	Description
RJ45(port)	1	Connect with router for tablets control
WIFI(hotspot)	1	Create hotspot for tablets control

LED Control

Connector	Quantity	Description
Sending Card Slot	2	For sending card installation

SEAMLESS PROFESSIONAL SCALER AND SWITCHER

L1



- Seamless Switching Between Any Source
- Free Customized Among 2.3 Million Pixels
- From Any Source In Any Position & Size
- Support Two Sending Cards Installation
- Support EDID Management
- Support Open API
- Input Hot Backup
- Cascade Split

• PIP

Add a picture in picture (PIP) from any input source in any size and position.



• EDID Management

Support EDID management, customize format of laptop, realize pixel-pixel effects.

Display:

Resolution:

Orientation:

• Wide Range Customized Resolution

Free customized output among 2.5 million. Widest being 3840px, highest being 1920px.




• Easy Operation

Press numeric button, easy to set parameters for image.

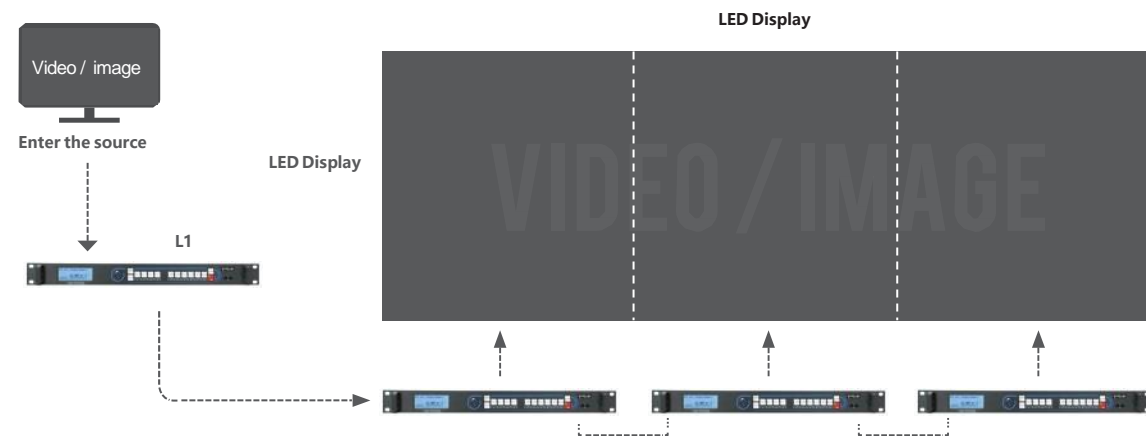


PRODUCT SOLUTIONS


PROJECT 1: Customize Input/Output Resolution



PROJECT 2: Cascade Splicing



PROJECT 3: PIP Function



PIP



EDID
Management



Seamless
Switching



Hot
Backup



Easy
Operation



Input

Connector	Quantity	Description
HDMI 1.3	1	VESA Standard. Support max.1920x1200@60Hz. Support customized input resolution. SMPTE Standard. Support 480i 576i 720P 1080i 1080P.
DVI DVI Loop	1	VESA Standard. Support max.1920x1200@60Hz. Support customized input resolution. DVI Loop consistent with DVI input.
VGA / YPbPr	1	VGA-VESA Standard. Support max.1920x1200@60Hz. YPbPr-SMPTE Standard.
CVBS	1	SMPTE Standard. Support 480i 576i
SDI SDI Loop	1	SD-SDI HD-SDI 3G-SDI Standard. Support deinterlacing. SDI Loop consistent with SDI input.

Output

Connector	Quantity	Description
DVI	2	Output format support SMPTE 720P 1080P. Support 1920x1200@60Hz In maximum. Support customized output resolution (Bandwidth optimization). Horizontal resolution maximum 3840 pixels. Vertical resolution maximum 1920 pixels. Support cascade split. Support color adjustment.

Operation

Connector	Quantity	Description
RJ11 / RS232	1	Offer Open Protocol. Support third party control

LED Control

Connector	Quantity	Description
Sending Card Slot	2	For sending card installation



- PIP From any Source in Any Position & Size
- Seamless Switching Between Any Source
- Support Two Sending Cards Installation
- Free Customized Among 2.5 Million
- Open Protocol Control
- EDID Management
- Signal Hot Backup
- Cascade Split

• PIP

Add a picture in picture (PIP) from any input source in any size and position.



• EDID Management

Support EDID management, customize format of laptop, realize pixel-pixel effects.

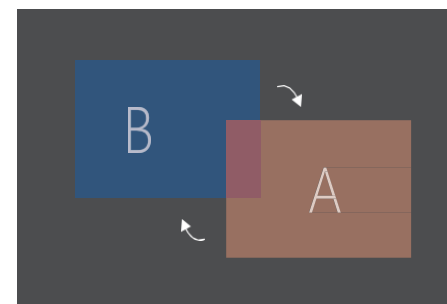
Display:

Resolution:

Orientation:

• Seamless Switching

By press numeric button on the processor, makes it easy to set parameters for image.



• Wide Range Customized Resolution


Free customized output among 2.5 million. Widest being 3840px, highest being 1920px.

🔒
+
F
1

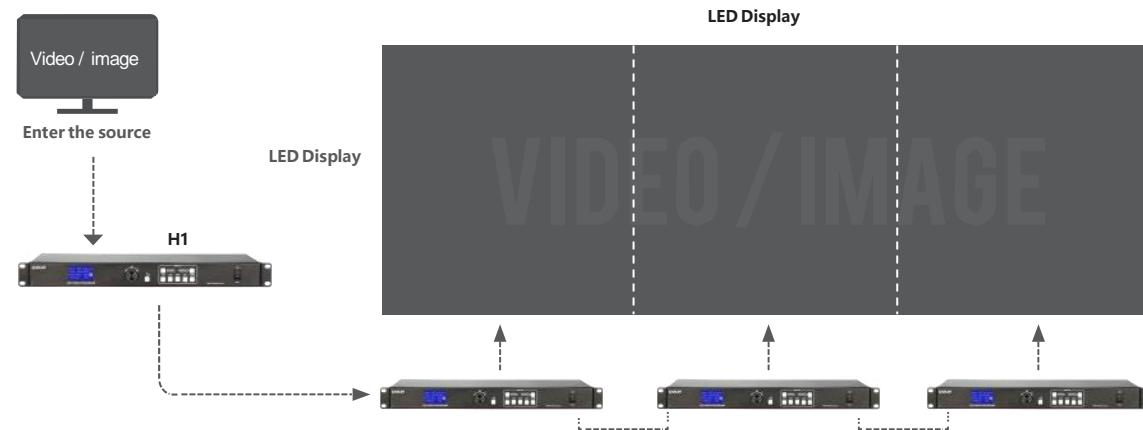
OUTPUT : 3840x640@60
OUTPUT : 1080x1920@60

PRODUCT SOLUTIONS

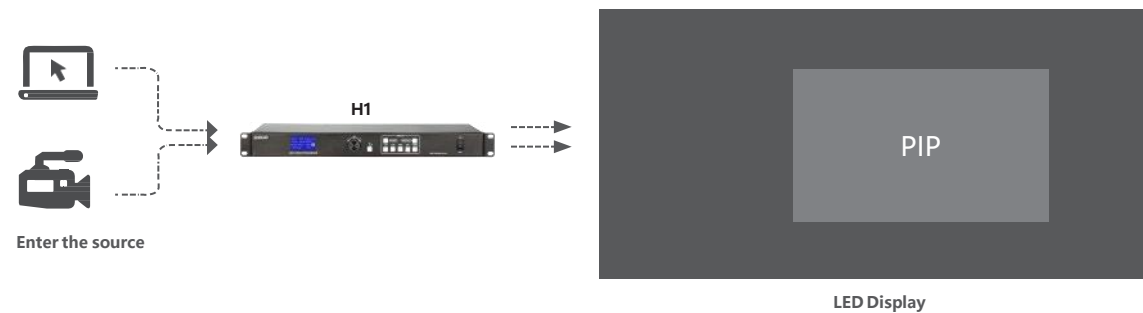
PROJECT 1: Customize Input/Output Resolution



PROJECT 2: Cascade Splicing



PROJECT 3: PIP Function



PIP



EDID
Management



Seamless
Switching



Hot
Backup



Easy
Operation



Input

Connector	Quantity	Description
HDMI	1	VESA Standard. Support max.1920x1200@60Hz. SMPTE Standard.
DVI	1	VESA Standard. Support max.1920x1200@60Hz.
VGA	1	VGA-VESA Standard. Support max.1920x1200@60Hz.
CVBS	2	SMPTE Standard.

Output

Connector	Quantity	Description
DVI	2	Output format support SMPTE 720P 1080P Support 1920x1200@60Hz In maximum Support customized output resolution (Bandwidth optimization) Horizontal resolution maximum 3840 pixels Vertical resolution maximum 1920 pixels Support cascade split Support color adjustment
VGA	1	Support VESA Standard

Operation

Connector	Quantity	Description
RS232	1	Offer Open Protocol. Support third party control

LED Control

Connector	Quantity	Description
Sending Card Slot	2	For sending card installation



- Wireless Presentation by Mobile and Desktop On Board
- Support Two Sending Cards Installation Input Seamless
- PIP From Any Source in Any Position & Size
- Sync Switching Between Audio and Video
- Switching Between Any input Source
- Customized Output Resolution
- Support Remote Control
- Built-in Audio System
- EDID Management
- Backup

• LED TV Remote Control System



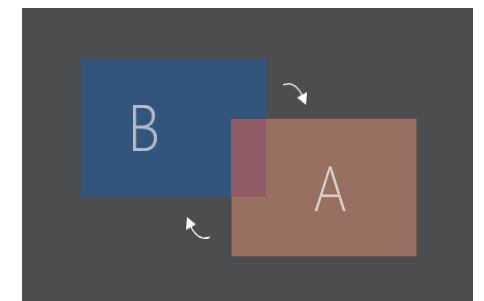
• PIP

Add a picture in picture (PIP) from any input source in any size and position.



• Seamless Switching

By press numeric button, makes it easy to set parameters for image.



TV1 PROFILE

TV1 is professional LED and TV video processor, it has the most practical interface that consists of 2 HDMI inputs for external media player and STB, 1 VGA input for PC, 1 CVBS input for camera for connection, TV1 will satisfy all of your needs and projects.

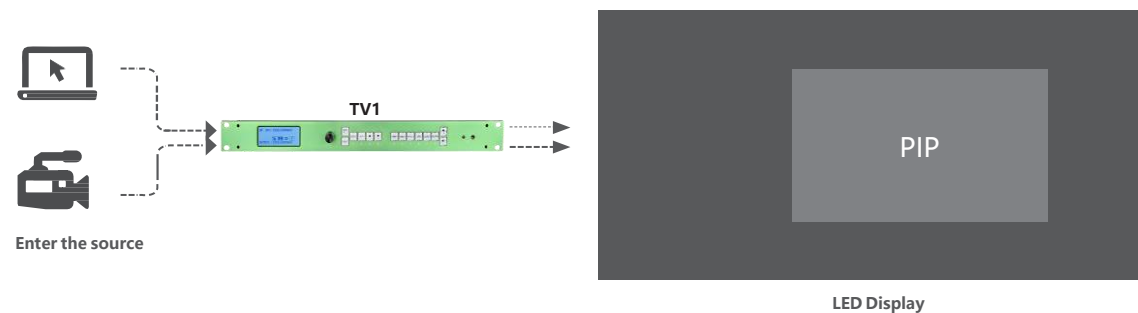
Flexible and fantastic device connection for versatile projection features, with its specialized LED TV monitor that will facilitate the control. Function and signal division; single image or PIP with flexible various layouts, volume control, and brightness control. making LED TV displays and applications diverse.

Wireless Presentation:

Support laptop and mobile phone(Windows/iOS/Andriod platform)



PROJECT: PIP Function



Input

Connector	Quantity	Description
HDMI	2	Support HDMI 1.3 / DVI 1.0 input, HDCP compatible VESA Standard. Support max.1920x1200@60fps Support customized input resolution in EDID management Support Input Crop SMPTE Standard. Support 480i 576i 720P 1080i 1080P
CVBS	1	SMPTE Standard. Support 480i 576i
VGA	1	VGA-VESA Standard. Support max.1920x1200@60Hz. YPbPr-SMPTE Standard
Audio	1	3.5mm Stereo audio input jack for external audio
Wireless Display	1	Wireless Presentation for laptop and Mobile Phone(iOS/Android)

Output

Connector	Quantity	Description
HDMI	2	Output format support SMPTE 720P 1080P Support 1920x1200@60Hz in maximum Support customized output resolution (Bandwidth optimization) Horizontal resolution maximum 3840 pixels Vertical resolution maximum 1920 pixels Support color adjustment
Audio	1	3.5mm stereo audio output jack



- Support Remote Control & Software Control
- Support DP1.2 / HDMI2.0 4K@60Hz Input
- Support Video and Audio Synchronization
- Support 4 Images Segmentation Function
- Support HDMI2.0 4K@60Hz Output
- Support Embedded Audio Decoder
- Support 420/422/444 Video Format
- Support Any 4k Preview Input
- Support API Control

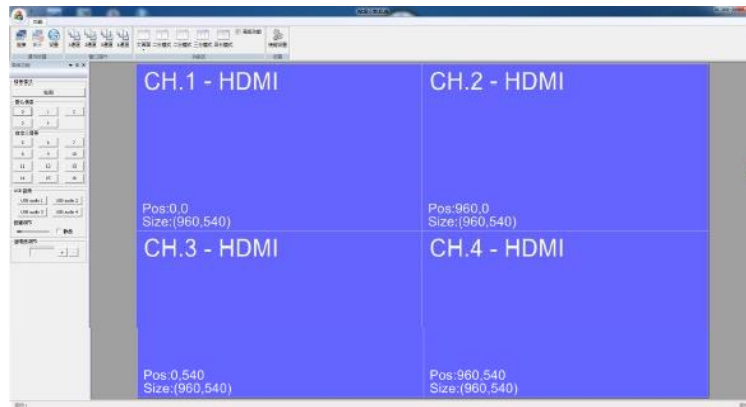
• Flexible Remote Controller, Extendable Infrared Receiver

As a compact and handy remote controller and extendable Infrared receiver, it is easy to operate remotely and wire in engineering and installation making the control more flexible and user-friendly for end-users.




- Visualized Software & API Control

Visualized software supports instant switch between different display mode and channels. The API control is better for system integration.



- Multi- Image Segmentation


Featured 4 images segmentation as 4K multi-image display and fast layout are supported which realize any 4k input video with 4 images, 2 images and single image display.



4 images segmentation mode



Vertical 2 images segmentation mode



Horizontal 2 images segmentation mode



A single image mode

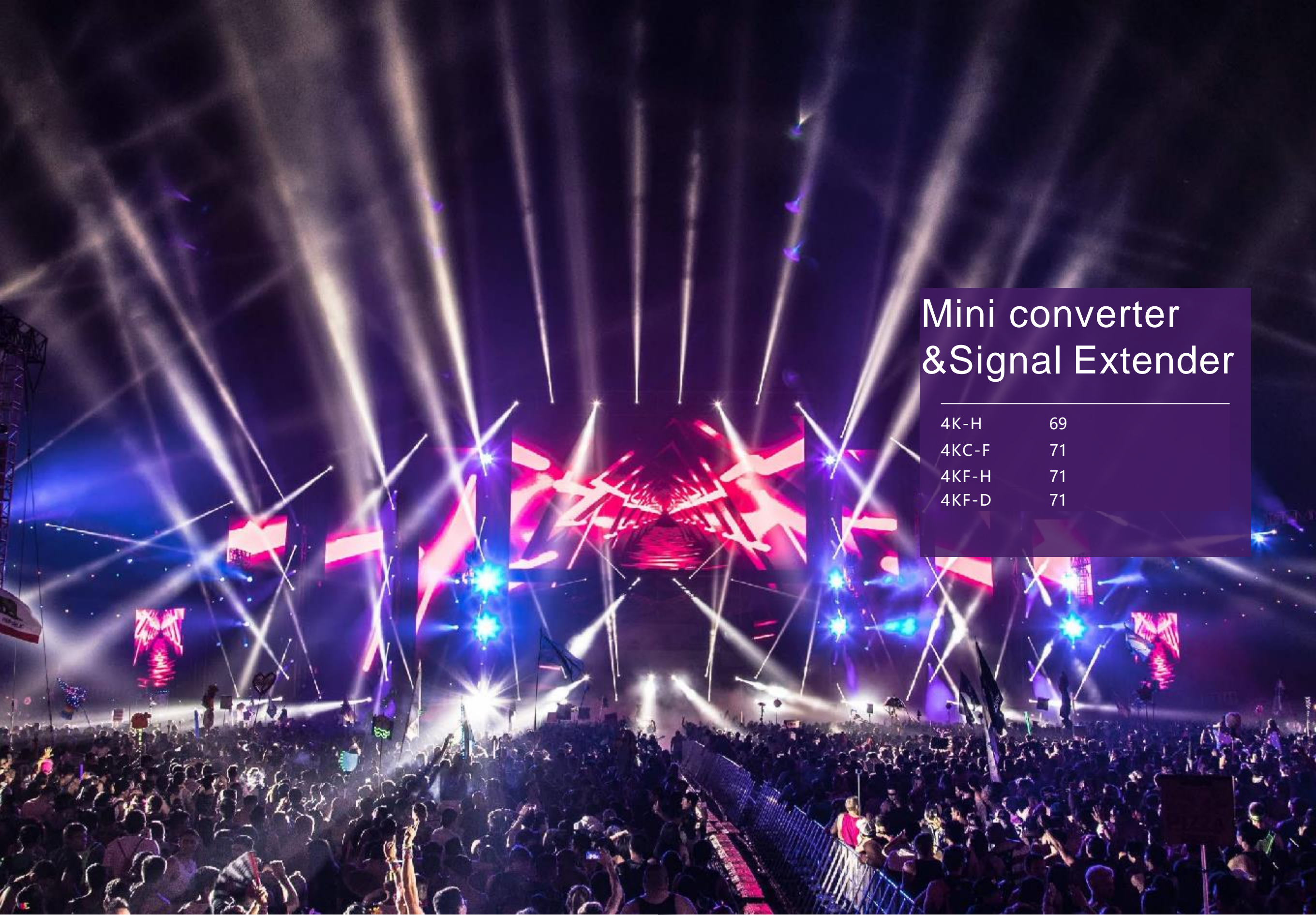


Input

Connector	Quantity	Description
HDMI 1.4	2	Support max. 3840*2160@30Hz and downward compatibility Support customized input resolution
HDMI 2.0	2	Support max. 3840*2160@60Hz and downward compatibility Support customized input resolution
DP 1.2	2	Support max. 3840*2160@60Hz and downward compatibility Support customized input resolution
VGA	1	VGA-VESA Standard. Support max.1920x1200@60Hz
Audio	1	3.5mm Stereo input jack for external audio

Output

Connector	Quantity	Description
HDMI 2.0(Pro)	1	Support 3840x2160@60Hz and Downward Compatibility Support HDR Configuration Support Color Adjustment
HDMI 2.0(Pre)	1	TBD
Audio	1	3.5mm stereo audio output jack
Audio	1	TBD



Mini converter & Signal Extender

4K-H	69
4KC-F	71
4KF-H	71
4KF-D	71

4K-H HDMI ACTIVE OPTICAL CABLE



4K-H is an HDMI 2.0 active optical cable (HDMI 2.0 AOC) which is equipped with premium photoelectric conversion module and optical fiber conductor core, enable to transfer video and audio as optical signal without signal loss or delay even at a much longer distance.

It will connect to any HDMI A type connector as well as HDMI 1.4

This ultra slim(4.8mm diameter) and lightweight cable makes cabling easier and more accessible around tight spaces.

The 4K-H delivers no signal delay and provides higher speed than copper HDMI Cable.

Support HDR, 3D, ARC, CEC, EDID, HDCP 2.2
 Data rate: 18 Gbps (6 Gbps per channel, total 3 channels)
 Resolution ratio: 4K@60Hz, with Subsampling 4:4:4 or 4:2:2 or 4:2:0

Backwards Compatible with 1080P / 1080i / 720P / 480P
 32 Uncompressed audio Channels, 1536kHz Sample rates
 Low Power Consumption: 250mW (max). (Power extracted from HDMI Source)

Gold Plated Connectors for anti-corrosion
 Up to 300 Meters over High Speed Multimode Fiber (MMF)



PRODUCT STRUCTURE



ADVANTAGES

Signal Extender

This HDMI 2.0 Active Optical Cable is Only One-directional, Not bi-directional.

Please ensure the "Source" and "Display" Connector will connect to the relevant device before wiring.



APPLICATION FIELDS



Equipped with premium photoelectric conversion module and an optic fiber conductor core to meet the needs of 8K High Definition.

Support 8K@60Hz (7680x4320p),
 Data rate: 48 GDPS
 The Length is up to 100 Meters



Currently, there are still few devices supporting 8K HD on the Market. As Demand for HD Vision Grows, HDMI 2.1 Will Become a Trend.

SDI to HDMI Converter

The 3G SDI to HDMI converter with format conversion function can convert SD/HD/3G-SDI signal of any format into HDMI, VGA, CVBS and other signal outputs of any format. It can also ensure that no attenuation can be achieved at the highest 2.970 Gbit/s transmission rate. It uses a new generation of low power chip processing mode, 24 hours of uninterrupted work, low calorific value, stable work, simple installation, plug and play, automatic identification. The device can be widely used in video conferencing system, multimedia signal broadcasting, HDMI signal extension and video installation monitoring field.



4KH-HDMI to HDBaseT Extender

HDMI line extender uses standard HDBaseT technology to transmit high-definition uncompressed video signals over a long distance through a single network line, while the infrared expansion and serial data transmission function make remote control more convenient. The device has excellent image processing and transmission capabilities, making the signal transmission more smooth and stable. It is a reliable, high performance and efficient HDMI signal extension method.



4KF-DVI Optical Fiber Converter

The 4KF-D DVI optical fiber lengthener transmits high-definition and 3D video signals over long distances through optical fibers with a resolution up to 4K*2K@30Hz. It supports EDID learning/transmission function. The single-mode and multi-mode adaptive optical fiber module can adapt to a variety of complex application environments. The device has excellent image processing and transmission capabilities, making the signal transmission more smooth and stable. It is a reliable, high-performance and efficient DVI signal extension method.



4KC-DVI to HDBaseT Extender

HDMI line extender uses standard HDBaseT technology to transmit high-definition uncompressed video signals over a long distance through a single network line, while the infrared expansion and serial data transmission function make remote control more convenient. The device has excellent image processing and transmission capabilities, making the signal transmission more smooth and stable. It is a reliable, high performance and efficient HDMI signal extension method.



4KF-HDMI Optical Fiber Converter


The 4KF-HDMI optical fiber lengthener transmits high-definition and 3D video signals over long distances through optical fibers with a resolution up to 4K*2K@30Hz. It supports EDID learning/transmission function. The single-mode and multi-mode adaptive optical fiber module can adapt to a variety of complex application environments. The device has excellent image processing and transmission capabilities, making the signal transmission more smooth and stable. It is a reliable, high-performance and efficient HDMI signal extension method.



4KC-F Optical Fiber Converter

The 4KC-F network-to-line optical transceiver can extend the transmission distance of the network line through optical fibers. It can support the decoding and transmission of various transmission card systems on the market, such as Novastar, Colorlight and Linsn . The longest support distance can reach 10km. It can adapt to a variety of complex application environments and make the signal transmission more smooth and stable. It is a reliable, high-performance and efficient network line extension method.





Sending Card Box

SS8 / SS6 73

SS8/SS6



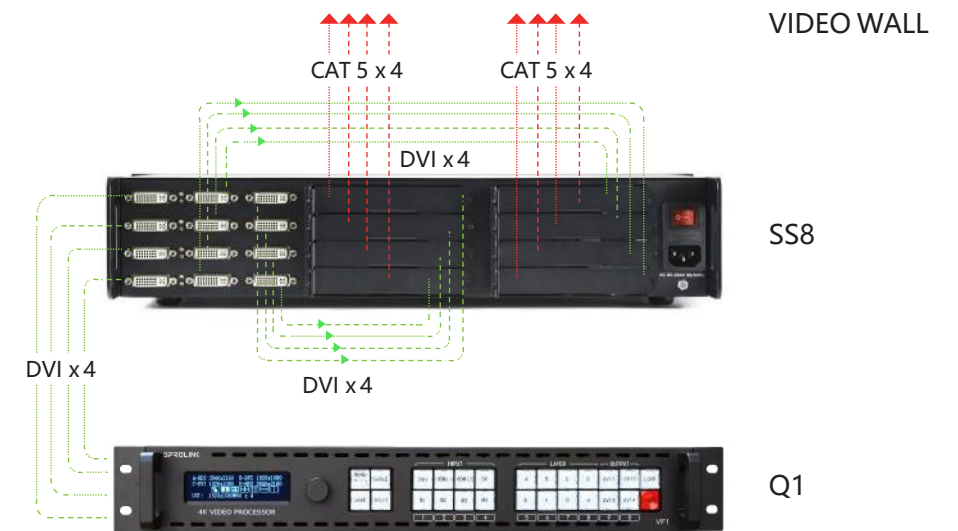
SS8 / SS6 has video distribution structure, built-in DVI distributor with 4 DVI distribution, each input can be assigned to 2 output. SS8 is well-designed with a card push-pull structure which supports 8 sender card slots(4 Nova MSS600) makes installation easier.

SS8 / SS6 is compatible with all manufacturers' sender cards, including Linsn 801 / 802, Nova MSD300, MSS600, Mooncell, Colorlight and DBSTAR.

SS8 / SS6 signal adaptive matching design solves the problem of signals high-resolution interference and non-synchronization during distribution. The distribution system solves the problems of cascade and signal backup and also protects the interface of the sending card. The SS8 / SS6 has high speed fan to solve the heat dissipation.

- Built-in Fan
- Compatible with all manufacturers' sender cards, support 8 small cards or 4 big cards.
- Unified installation management to reduce purchasing costs.
- Drawer design, no need to disassemble the device.
- DVI signal distribution, each DVI input is assigned to 2 DVI outputs.

SENDING CARD BOX



Input	4 × DVI
Output	8 × DVI
Input RES	800x600 1024x768 1280x1024 1600x1200 1920x1080 1920x1200 2048x1152
Output RES	800x600 1024x768 1280x1024 1600x1200 1920x1080 1920x1200 2048x1152
Input Voltage	AC 100~264V (Typical 110/220) 50/60Hz
Max Power	50W
TEMP	-25°C ~55°C (Typical 25°C)
Humidity	20%~90%
Weight	3.8kg (Net Weight) 7 kg (Package)
Dimension	480mm x 283mm x 89mm (Device) 540mm x 380mm x 140mm (Package)

GreatVideo

shenzhen Great Video Science&Technology Co.,Ltd

📍 Room 206, floor 2, building 5, tongfukang shuitian industrial zone, shiyan street,
baoan district, shenzhen, guangdong

✉ Bill@szgreatvideo.com ☎ +86 755 86709019 🌐 www.szgreatvideo.com