



MATERIAL: Upcycled steel frame and live ZTISTA material – a blend of cellulose, clay, flax fiber, wood chips, biopolymer cover.
Wooden table top.

COLORS: 12 Ztista clors, semi-gloss GU 30.

The table top color: black, natural.

Suitable for 6-8 person.

Please kindly note that handcrafted items may slightly differ in shades and textures.

Only for indoor use, outdoor is an option.

Natural wood loves care. To prevent stains please use tablecloth or stands for hot and greasy products.

Maximum load 30 kg.

Mostly made to order. Lead time 8-10 weeks

DIMENSIONS: 1500 x 1500 x 750 mm

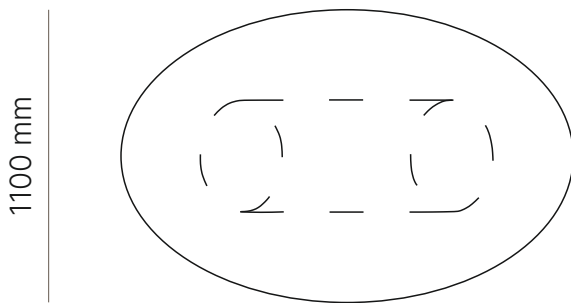
APPROXIMATE WEIGHT: 70 kg

PACKAGE: 2 x Cardboard box :

1150 x 495 x 820 mm, 45 kg

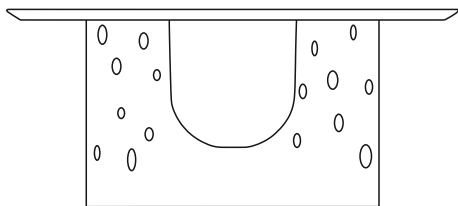
1775 x 1175 x 160 mm, 48 kg

1700 mm

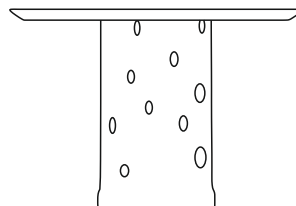


1100 mm

740 mm



1100 mm



440 mm

ƵTISTA oval table
Color palette

FAÏNA



SYTINOK
RAL 5003



HMARA
RAL 5014



BURIAK
NCS S 6020-R



MOCHAR
RAL 9011



HLYNA
NCS S 4040-Y70R



PTAHA
NCS S 2005-Y60R



KORA
RAL 1019



ZILLIA
RAL 7002



HATKA
NCS S 0500 - N




DRIMOTA
NCS S 1002 - G




SONIAH
RAL 1013



DYMKA
NCS S 3502 - G



ASH
NATURAL



ASH
BLACK

TRANSPORTATION AND STORAGE:

The product should be transported and stored in the package in compliance with safety precautions to avoid mechanical damage and exposure to atmospheric precipitation.

PRODUCT RECEIVING RULES

Carefully inspect the product at the courier who delivered it. Pay attention to the configuration, the quality of the appearance of the product, the effect of transformation mechanisms (if any). Remember that accepting a product without specifying any flaws that may be detected when purchasing the product (visible flaws) will deprive you of the right to refer to them in the future. Only after inspection sign the act of acceptance of goods.

ALLOWED AND ARE NOT THE DISADVANTAGES:

- slight difference in the shade of the product of wood;
 - a slight (within 10%) difference between the form and the photo of products.
- All of the FAÏNA items are created by craftsmen manually;
- slight (within 10%) color difference from photos of wood;
 - texture and cracks in the wood, due to the artistic approach to the product;
 - a creak of transformation mechanisms, which appears during use and is easily eliminated by oil treatment.

BEFORE USE, READ THE FOLLOWING INFORMATION CAREFULLY:

- a new product may have a particular smell of materials used in the manufacture of furniture, which disappears after a while;
- a slight difference in the shades of wooden parts because of anisotropy (heterogeneity of properties along or across the fibres) is possible.



RULES FOR OPERATION OF WOODEN FURNITURE

1. It is not allowed to keep furniture in damp and not aired rooms. The optimal operating conditions for wooden furniture are warm, dry, ventilated rooms at a temperature of 18-25° and relative humidity of 40-65%.
2. In order to avoid drying out of wooden furniture or its wooden elements, it is recommended to have decorative sources of moisture in the room.
3. Do not place furniture in the immediate vicinity of the heating system.
4. Do not place hot objects or sharp-edged objects on the furniture surface. It is important NOT to place hot teapots, pans etc. directly on the wooden surface as it may cause white spots and cracking along the surface.
5. It is recommended to protect surfaces from solvents, alkalis and acids, as well as fats.
To prevent stains please use tablecloth or stands for hot and greasy products.
6. It is recommended to protect from acetone, enzymes and other chemical and cleaning agents.
7. Wooden furniture must be protected from various mechanical damages.
Strong hit may cause cracking of the surface.
8. Do not place wet, cold, or hot objects on a wooden surface, as this may result in white spots on the surface.
9. It is recommended to observe the furniture care rules specified in the warranty, in the passport and in the operating instructions.
10. Furniture must be installed on level surfaces.
11. Do not expose furniture to inappropriate loads. The load on the furniture should be distributed evenly and not exceed the permissible norm.
12. To prevent damage to the floor when moving the product, raise the furniture slightly above the floor.
13. Do not use cleaning or abrasive powders; there is a possibility that they can enter into a chemical reaction or scratch the lacquer coating, which will accelerate the ageing of the wood!
14. When purchasing cleaning and care products for wood furniture, pay attention to the composition of the products.
15. It is not recommended to step on the products, stand on the products at full height, sit on tables and chests of drawers, swing the furniture.
To prevent accidents and damage to your furniture, do not allow children to climb on or in it.
16. A creak during operation of the mechanism is not a defect and is eliminated by lubricating the rubbing parts with silicone or high-purity machine oil.

IMPORTANT! When choosing a detergent, it is necessary to familiarize yourself with the instructions for its use or consult with specialists of specialized enterprises.

CARE RULES

- The main rule of care is to wipe the dust with a dry cloth and only touch the surface with a soft cloth — flannel, velvet, suede or special rags, the packaging of which says "for decor or furniture".
- In some rare cases, you can partially wipe the furniture with a damp cloth moistened with water and soap.
- Removal of local contaminants (spots) must be done immediately, not allowing them to dry. Do not try to scrape away dried spots.

WARRANTY

The warranty period for the operation of wood and ceramic products is 12 months and is calculated from the date of sale specified in the warranty card, and in the absence thereof from the date of shipment from the warehouse. Free maintenance (furniture repair) occurs during the warranty period, subject to the conditions of transportation, operation and recommendations for the care of the furniture. Free warranty repair applies to furniture defects arising from the fault of the manufacturer. Insufficiencies in the work performed that can be detected upon receipt of the product (claims regarding the appearance of the product, lack of completeness, as well as inconsistencies in the order, etc.) are accepted only upon receipt of the product and provided that the unpacking was carried out by courier. In the future, such claims are not accepted, all work is carried out only at the expense of the buyer.

NOTE! Unreasonable CALL for service is paid by the Buyer.

TERMS AND CONDITIONS OF DISCLAIMER

The manufacturer reserves the right to refuse warranty repair and maintenance and qualify it as paid in the following cases:

- in the absence of this passport for the product. Attention! In case of loss, the passport is not restored;
- on furniture with visible defects at the time of purchase, which should have been noticed by the consumer;
- furniture with defects that arose due to the fault of the consumer, due to damage from loads exceeding the established norms;
- if product defects have arisen as a result of a consumer's violation of the operating rules and care recommendations;
- damage to the product and its loss as a result of natural factors (fires, floods, earthquakes, accidents, etc.);
- if the furniture has mechanical damage that occurred during improper use;
- if the furniture has damage to the inside of the product of unsuitable objects, liquids, animals, insects, has scratches and stains on the surface resulting from a careless attitude and improper care during operation;
- if damaged in deliberate or erroneous actions of the consumer;
- if the furniture was used not in accordance with the requirements of the instructions for assembly and operation;
- damage to the product as a result of changes in its design.

NOTE! CLAIMS ON CONTAMINATION OF THE PRODUCT DUE TO OPERATION ARE NOT ACCEPTED.

PROCEDURE FOR CLAIMS SUBMISSION.

1. Claims on the appearance of the product, the incompleteness of the set are accepted only directly upon receipt of the product. Further in future, such claims are not accepted, all work is carried out only at the expense of the buyer. Claims for the quality and completeness of furniture should be sent by the buyer to the store where the furniture was purchased. Free and paid service is carried out at the written request of the buyer.
2. The term of repair and satisfaction of the buyer's requirements corresponds to the period specified in the law "On Protection of Consumer Rights". By agreement of the parties, this period may be extended.
3. The nature of the defect is established by a company specialist. Based on the results of the inspection, he draws up an act of inspection of the furniture and introduces the buyer to it. Repair is carried out at home or at the enterprise, depending on the nature of the defect.
4. Claims shall not be accepted in case of defects arising due to non-compliance by the buyer with the rules of transportation, storage, operation, and maintenance of the furniture.

TERMS AND CONDITIONS OF ADDITIONAL SERVICE

Furniture with defects that arose due to the fault of the Buyer due to breakdowns, breaks from excessive loads, can be restored and/or repaired at the Buyer's expense. After the warranty period, the manufacturer provides aftersales service at the buyer's expense.

All ZTISTA products are supplied with appropriate color water-based acrylic paint to have a possibility to make small repairing of non-deep scratches and defects.





No harmful vapours are released, and additional ventilation is not required.

Paint may be applied only at temperatures between **5°C** and **35°C**.



1. If the damage is minor (scratches) they can be painted.

To do this, take:

- ear stic; 
- toothpick; 
- a brush; 
- a small tampon; 

1.1. Surfaces must be **clean** and **dry**.

Contaminants such as dirt, dust, grease, wax, oil, soap film, bond breakers and curing compounds must be removed before application.



1.2. Mix the paint thoroughly before use. Easily soak a brush or etc. in the paint and apply first coat over the scratch.
Wait **1 hour** and re-apply. Low temperature, high humidity, thick films or poor ventilation will increase these dry time. After two layers we recommend to leave the product for **12 hours** to dry properly. Dry Time Based on **25°C, 50% RH;**

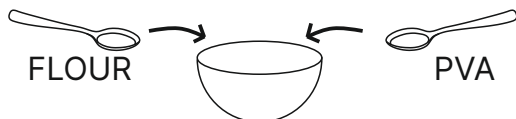


Dry Time: **Touch - 20 Minutes;**



Recoat – **1 hour;**


2. If the damage is more significant (cracks, splits, broken structure). You need to prepare a flour and water mixture and fill the crack with it.
In a small container ≈ 100 g pour a teaspoon of PVA glue.
Add a teaspoon of flour to PVA glue.



2.1. Add gradually and mix thoroughly until there are no lumps. You need to get smooth, flexible like plasticine structure.



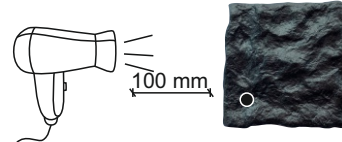

2.2. Fill the crack with the mixture.



2.3. Wait **20 minutes** for self-drying or dry with warm air at a distance of **10 cm** for **5 minutes**.



SELF-DRYING



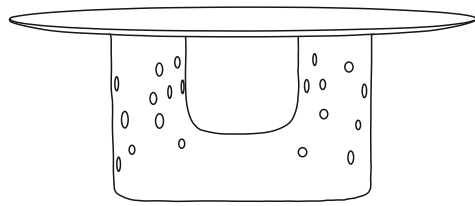
USING A HAIR DRYER



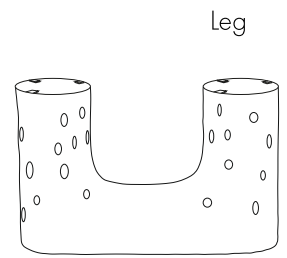
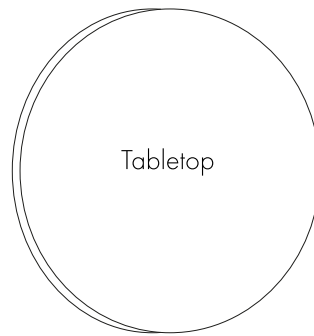
2.4. Paint the restored place as shown in **paragraph 1**.

Scan the QR code to watch detailed video instruction

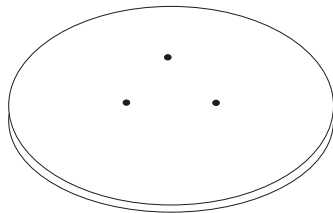




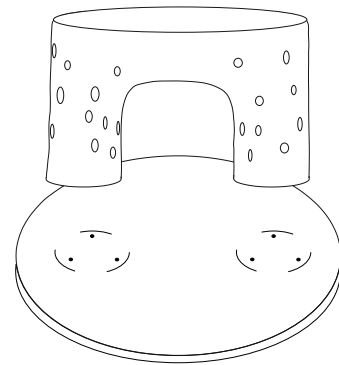
1.1. Assembled table




1.2. Disassembled table



2.1. Place the tabletop on a clean and flat floor on the foam upside down, as shown. In the picture.



2.2. Fix the leg on the tabletop with self-tapping screws



2.3. Carefully flip the table.