



MATERIAL: willow vine, steel frame.

COLORS: natural, semi-matte

Please kindly note that handcrafted items may slightly differ in shades and textures.

Only for indoor use

Mostly made to order. Lead time 8-10 weeks

DIMENSIONS: 1600 x 1600 x 560 mm

APPROXIMATE WEIGHT: 12 kg

PACKAGE: Cardboard box 1684 x 1684 x 716 mm, 22 kg

LIGHT SOURCE: 1 x E27 bulb max 15 W (LED only!)

CABLE: black color, length 3000 mm

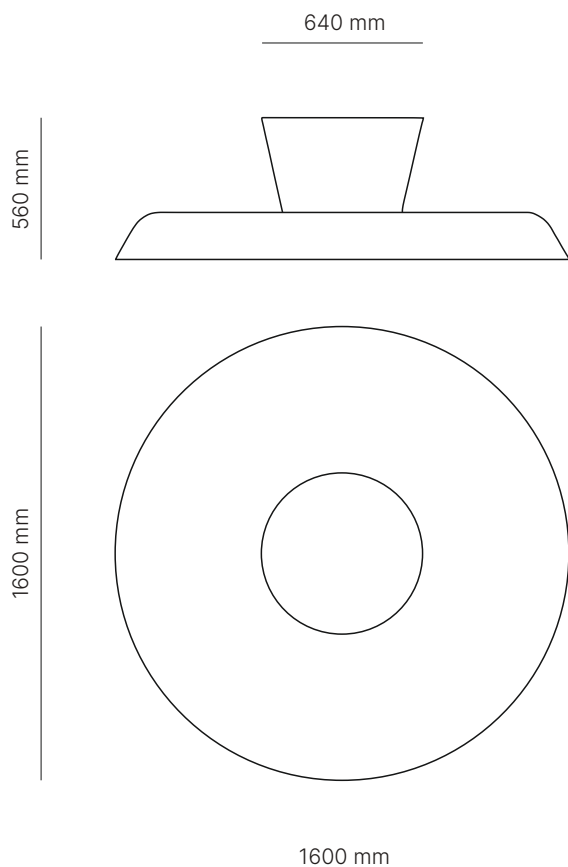
Hard-wired fixtures

One LED bulb included (for EU market only): 10 W, 920 lumens

3000-4000 K color temperature

BULB LIFE: 30,000 hours

IP 20, VOLTAGE 12-230 V



TRANSPORTATION AND STORAGE:

The product should be transported and stored in the package in compliance with safety precautions to avoid mechanical damage and exposure to atmospheric precipitation.

PRODUCT RECEIVING RULES

Carefully inspect the product at the courier who delivered it. Pay attention to the configuration, the quality of the appearance of the product, the effect of transformation mechanisms (if any). Remember that accepting a product without specifying any flaws that may be detected when purchasing the product (visible flaws) will deprive you of the right to refer to them in the future. Only after inspection sign the act of acceptance of goods.

ALLOWED AND ARE NOT THE DISADVANTAGES:

- slight (within 10%) difference between the form and the photo of products. All of the FAÏNA items are created by craftsmen manually;
- slight (within 10%) color difference from photos;
- texture and cracks in the willow, due to the artistic approach to the product;
- a creak of transformation mechanisms, which appears during use and is easily eliminated by oil treatment.

BEFORE USE, READ THE FOLLOWING INFORMATION CAREFULLY:

- a new product may have a particular smell of materials used in the manufacture of product, which disappears after a while;
- a slight difference in the shades of willow parts because of anisotropy (heterogeneity of properties along or across the fibers) is possible.

TO AVOID ERRORS WHEN INSTALLING AND USING, CONSULT A QUALIFIED ELECTRICIAN AND READ THE ASSEMBLY MANUAL.

CARE INSTRUCTIONS:



RULES FOR OPERATION OF WILLOW PRODUCTS:

1. It is not allowed to keep the product in damp and not aired rooms. The optimal operating conditions for willow product are warm, dry, ventilated rooms at a temperature of 18-25° and relative humidity of 40-65%.
2. Direct sunlight may force color fading of willow products.
3. Do not place product in the immediate vicinity of the heating system.
4. Do not place hot objects or sharp-edged objects on the product surface.
5. It is recommended to protect surfaces from mechanical damage, from solvents, alkalis and acids, as well as fats. To prevent stains please use tablecloth or stands for hot and greasy products.
6. It is recommended to protect from acetone, enzymes and other chemical and cleaning agents.
7. Willow product must be protected from various mechanical damages.
8. Do not place wet, cold, or hot objects on a willow surface, as this may result in white spots on the surface.
9. Do not expose product to inappropriate loads. The load on the product should be distributed evenly and not exceed the permissible norm.
10. To prevent damage to the floor when moving the product, raise the product slightly above the floor.
11. Do not use cleaning or abrasive powders; there is a possibility that they can enter into a chemical reaction!
12. When purchasing cleaning and care products, pay attention to the composition of the products.
13. To prevent accidents and damage to your product, do not allow children to climb on it.

CARE RULES

- We recommend to wipe the dust with a dry cloth and only touch the surface with a soft cloth — flannel, velvet, suede or special rags, the packaging of which says “for decor or product”.
- In some rare cases, you can partially wipe the product with a damp cloth moistened with water and soap.
- Removal of local contaminants (spots) must be done immediately, not allowing them to dry. Do not try to scrape away dried spots.

IMPORTANT! When choosing a detergent, it is necessary to familiarize yourself with the instructions for its use or consult with specialists of specialized enterprises.

WARRANTY

The warranty period for the operation of willow products is 12 months and is calculated from the date of sale specified in the warranty card, and in the absence thereof from the date of shipment from the warehouse. Free maintenance (product repair) occurs during the warranty period, subject to the conditions of transportation, operation and recommendations for the care of the product. Free warranty repair applies to product defects arising from the fault of the manufacturer. Insufficiencies in the work performed that can be detected upon receipt of the product (claims regarding the appearance of the product, lack of completeness, as well as inconsistencies in the order, etc.) are accepted only upon receipt of the product and provided that the unpacking was carried out by courier. In the future, such claims are not accepted, all work is carried out only at the expense of the buyer.

NOTE! Unreasonable CALL for service is paid by the Buyer.

TERMS AND CONDITIONS OF DISCLAIMER

The manufacturer reserves the right to refuse warranty repair and maintenance and qualify it as paid in the following cases:

- in the absence of this passport for the product.
- Attention! In case of loss, the passport is not restored;
- on product with visible defects at the time of purchase, which should have been noticed by the consumer;
- product with defects that arose due to the fault of the consumer, due to damage from loads exceeding the established norms;
- if product defects have arisen as a result of a consumer's violation of the operating rules and care recommendations;
- damage to the product and its loss as a result of natural factors (fires, floods, earthquakes, accidents, etc.);
- if the product has mechanical damage that occurred during improper use;
- if the product has damage to the inside of the product of unsuitable objects, liquids, animals, insects, has scratches and stains on the surface resulting from a careless attitude and improper care during operation;
- if damaged in deliberate or erroneous actions of the consumer;
- if the product was used not in accordance with the requirements of the instructions for assembly and operation;
- damage to the product as a result of changes in its design.

NOTE! CLAIMS ON CONTAMINATION OF THE PRODUCT DUE TO OPERATION ARE NOT ACCEPTED.

PROCEDURE FOR CLAIMS SUBMISSION.

Claims on the appearance of the product, the incompleteness of the set are accepted only directly upon receipt of the product. Further in future, such claims are not accepted, all work is carried out only at the expense of the buyer.

Claims for the quality and completeness of product should be sent by the buyer to the store where the product was purchased. Free and paid service is carried out at the written request of the buyer.

2. The term of repair and satisfaction of the buyer's requirements corresponds to the period specified in the law “On Protection of Consumer Rights”. By agreement of the parties, this period may be extended.

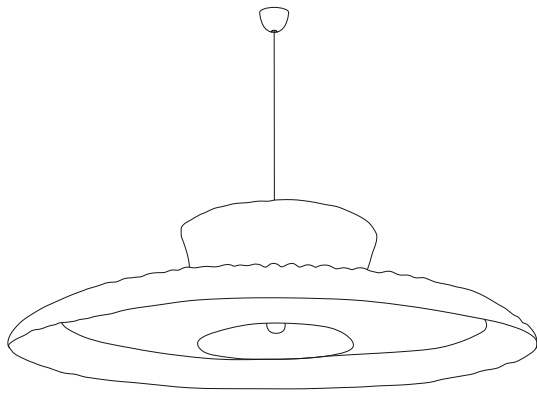
3. The nature of the defect is established by a company specialist. Based on the results of the inspection, he draws up an act of inspection of the product and introduces the buyer to it. Repair is carried out at home or at the enterprise, depending on the nature of the defect.

4. Claims shall not be accepted in case of defects arising due to non-compliance by the buyer with the rules of transportation, storage, operation, and maintenance of the product.

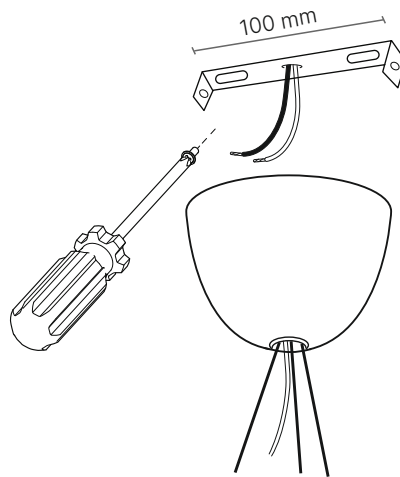
TERMS AND CONDITIONS OF ADDITIONAL SERVICE

Product with defects that arose due to the fault of the Buyer due to breakdowns, breaks from excessive loads, can be restored and/or repaired at the Buyer's expense. After the warranty period, the manufacturer provides after-sales service at the buyer's expense.

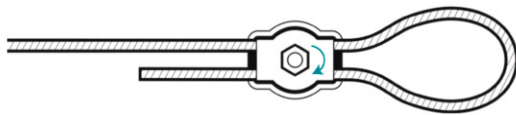

Assembly instruction



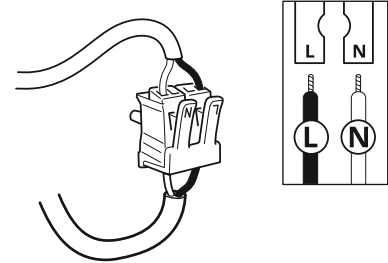
Assembled pendant lamp



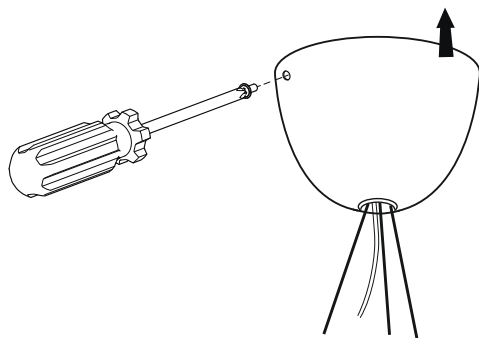
1. Fix the Mounting Bracket to the ceiling
2. Measure the length you need for the pendant lamp



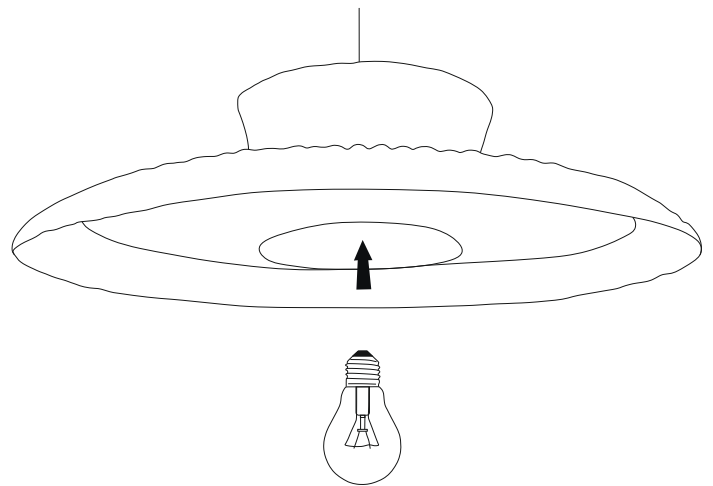
- 3.1. Fix the length of each steel cord with the simplex clip
- 3.2. Cut off excess cord



4. Connect the wires a wire connector



5. Mount the canopy onto the mounting bracket and secure it with the canopy screw



6. Insert LED bulb into the bulb holder

IMPORTANT! When installing or working with the lamp, make sure it is not connected to a power source. This warranty does not cover damage resulting from misuse or abuse, lack of reasonable care, affixing any attachment not provided with the product, alteration of any attachments factory installed, loss of parts or subjecting the fixture to any electrical service other than specified for proper use. Products should not be modified in any way. Any modification may compromise safety causing the appliance to become dangerous.

WARNING: To reduce the risk of fire, electrical shock, or personal injury, always turn off and unplug the light fixture and allow it to cool prior to replacing a light bulb. Keep flammable materials away from the light bulb. Do not touch the bulb when the fixture is turned on.