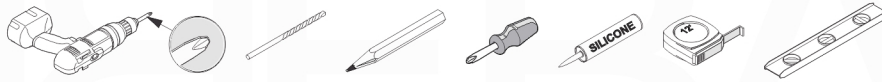
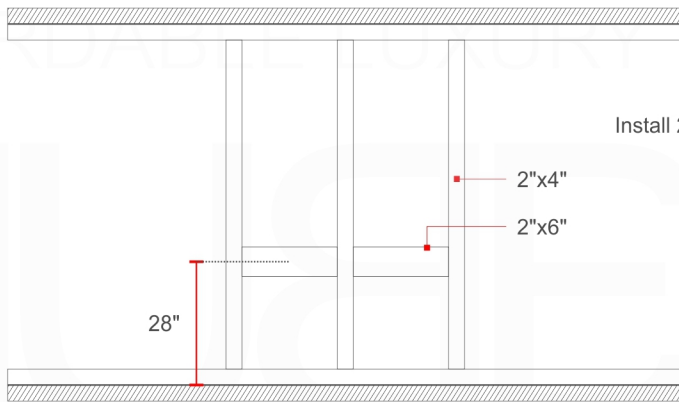


How to Install a Bliss Wall-Hung Vanity INSTALLATION GUIDE

Tools Required for Assembly



Wall Preparation



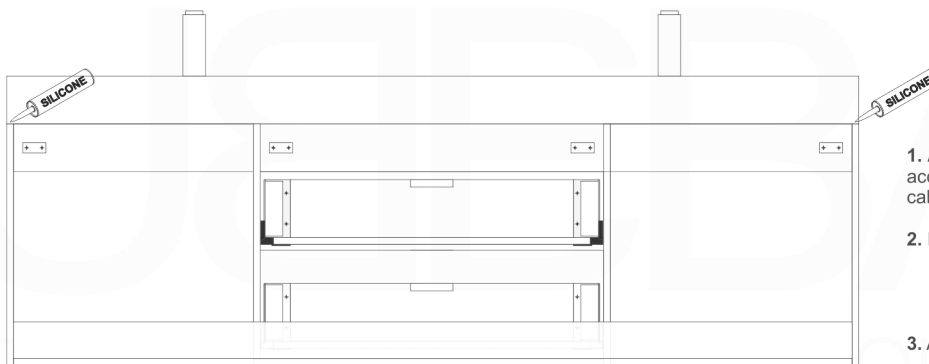
Install 2"x 6" lumber between the wall studs. Desired height: 28".

2"x4"

2"x6"

28"

Vanity Installation



1. Align and level mounting Brackets according to horizontally reinforcement lumber and desired cabinet height.

2. Mount Vanity on to the wall brackets.

3. Add a dap of silicone to the corners of the Cabinet.

4. Gently position and align Counter top Sink onto Vanity.

