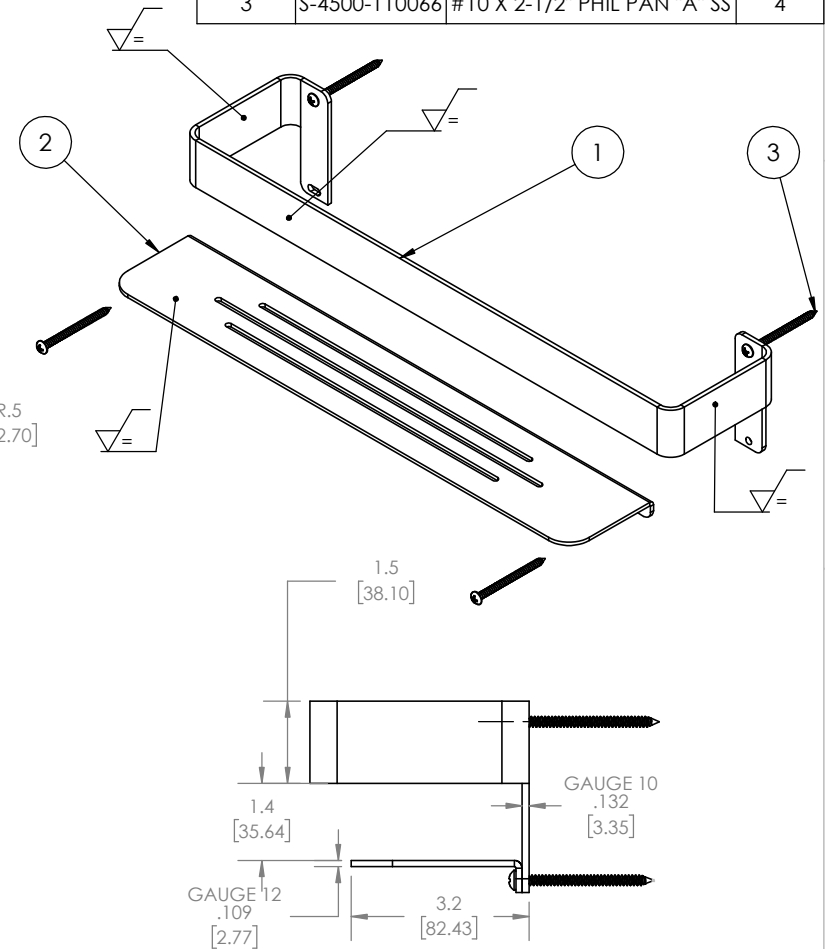
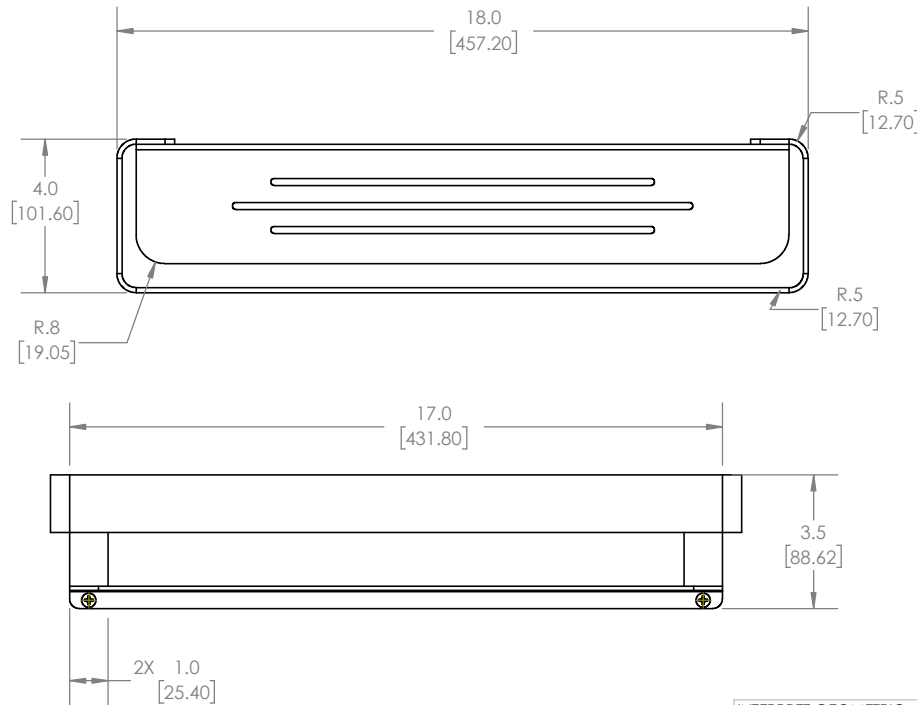


NOTES:

1. TYPICAL COMPOSITION (%) OF STANDARD STAINLESS STEEL 304 (AISI TYPE), S30400(UNS), SHOULD BE AS FOLLOW:
18-20 Cr, 8-10.5 Ni, 0.08 C, 2.0 Mn, 0.75 Si, 0.045 P, 0.030 S, 0.10 N
2. PART GEOMETRY IS DEFINED BY CAD MODEL PROVIDED BY ENGINEERING.
3. AESTHETIC DIMENSIONS SHALL NOT AFFECT FIT AND FUNCTION OF PART.
4. DIMENSIONS IN BRACKETS [] ARE MILLIMETERS AND FOR REFERENCE ONLY.
5. GRAIN DIRECTION PER ASME Y14.36M-1996 FOR METAL SATIN FINISHES (180 GRIT) ONLY.
6. MIRROR POLISH 600 GRIT FOR SS POLISH FINISHES ONLY.
7. DO NOT POLISH THIS SURFACE.
8. MASK THIS SURFACE PRIOR TO POWDER COAT.

ITEM NO.	PART NUMBER	DESCRIPTION	QTY.
1	300228	Rail	1
2	300229	Shelf	1
3	S-4500-110066	# 10 X 2-1/2" PHIL PAN "A" SS	4



Proprietary & Confidential

This drawing and the information contained herein is the property of Seachrome Corporation and shall not be reproduced, copied, or disclosed in whole or in part, or used in manufacturing, or for any other purpose without the written permission of Seachrome Corporation.

TESTING	-----
ASSEMBLY	-----
POLISHING	-----
MACHINING	-----
TOOLING FIXTURE #	-----

INTERPRET GEOMETRIC TOLERANCING PER: ASME Y14.5-2009
UNLESS OTHERWISE SPECIFIED:
DIMENSIONS ARE IN INCHES [MM]
TOLERANCES: DECIMALS
FRACTIONAL ±1/64 .X ±0.1
ANGLES ±1° .XX ±0.01
BEND ± 1° .XXX ±0.005
⊗ DENOTES CRITICAL DIMENSION
ALL THREADS ARE CRITICAL
REMOVE ALL BURRS & SHARP EDGES
MATERIAL 304 SS
FINISH SEE NOTE

-----	-----
-----	-----
NEXT ASSY	USED ON
APPLICATION	
DRAWN J. AMOZOC	5/14/21
CHECKED J. AMOZOC	5/14/21
ENG APPR. J. AMOZOC	5/14/21
MFG APPR. R. CANO	5/14/21
Q.A.	-----

SEACHROME	
CORPORATION	
TITLE: Straight Shelf	
XX/XX/XX DWG. NO.	700-7005
DO NOT SCALE DRAWING	REV A
SIZE A	SCALE: 1:2 SHEET 1 OF 2

ZONE	REV	RELEASED	5/14/21	J.A.
ECN NO./DESCRIPTION	DATE	APPROVED		

4

3

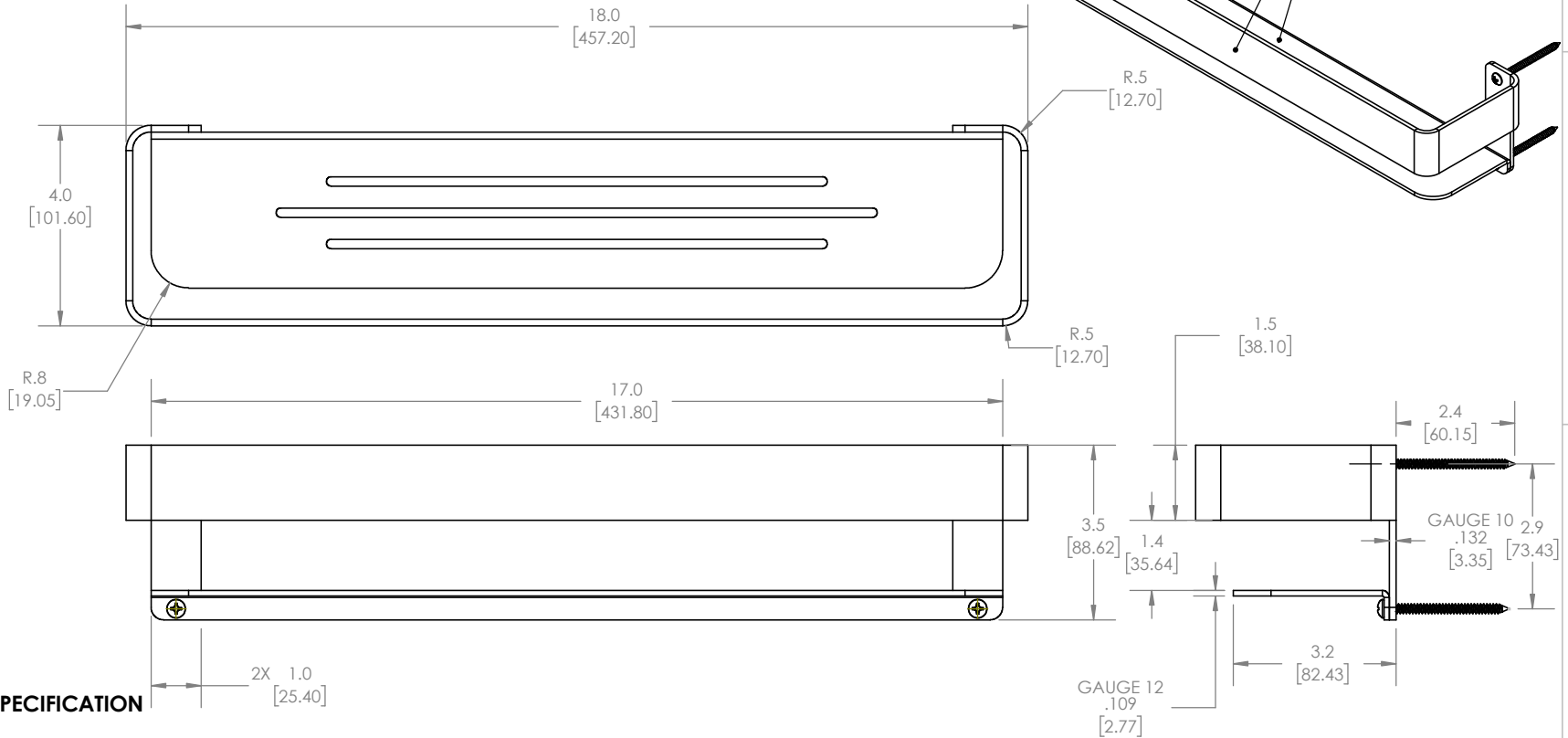
2

1

NOTES:

- 1. DIMENSIONS IN BRACKETS [] ARE MILLIMETERS, FOR REFERENCE ONLY.
- 2. GRAIN DIRECTION PER ASME Y14.36M-1996 FOR SS SATIN FINISHES ONLY.

CUSTOMER SPECIFICATION DWG



PRODUCT SPECIFICATION

-CLIENT:
-MATERIAL: 304 SS

-AVAILABLE FINISHES (PN) [CUSTOMER PN]:

- 1. SATIN STAINLESS STEEL 700-7005-SS
- 2. POLISHED STAINLESS STEEL 700-7005-PS

-POWDER COAT (PN) [CUSTOMER PN]:

- 1. MATTE BLACK 700-7005-MB
- 2. WHITE 700-7005-WT

-HARDWARE PACKAGE INCLUDES:
 1. #10 X 2-1/2" PHIL PAN "A" SS PN S-4500-110066 QTY 4

PROPRIETARY AND CONFIDENTIAL
 THIS DRAWING AND THE INFORMATION CONTAINED HEREIN IS PROPERTY TO SEACHROME COR. AND SHALL NOT BE REPRODUCED, COPIED OR DISCLOSED IN WHOLE, OR PART, OR USED OF MANUFACTURING OR FOR ANY OTHER PURPOSE WITHOUT THE WRITTEN PERMISSION OF SEACHROME CORPORATION.

INTERPRET GEOMETRIC TOLERANCING PER: ASME Y14.5-2009
 UNLESS OTHERWISE SPECIFIED:
 DIMENSIONS ARE IN INCHES [MM]
 TOLERANCES: DECIMALS
 FRACTIONAL ±1/64 .X ±0.1
 ANGLES ± 1° .XX ±0.02

DRAWN J. AMOZOC 5/14/21
 ENG APPR. J. AMOZOC 5/14/21

SEACHROME	
CORPORATION	
TITLE: Straight Shelf	
DWG. NO. 700-7005	REV A
SIZE A DO NOT SCALE DRAWING	SCALE: 1:2 SHEET 1