

# Savannah

The contemporary Savannah collection adds sophistication to home décor. The beautifully appointed Brushed Nickel, Bronze, or Chrome fixtures are perfectly paired with Clear glass shades.



| A |



| B |



| C |



| D |



| E |




| F |


	Product	Available Finish	Bulbs/Wattage	L/ext.	W	H	Overall-H	Chain/Rods	Wire L.	Ceiling/Wall Plate Size
A	462-9BN	BN, BRZ	(9) 100W-m	---	29"	33"	107.25"	72" chain	110"	5.5" diameter
B	462-5BRZ	BN, BRZ	(5) 100W-m	---	24"	22"	96.25"	72" chain	110"	5.5" diameter
C	462F11-BRZ	BN, BRZ, CH	(2) 60W-m	---	11"	5"	---	---	---	---
D	462F14-CH	BN, BRZ, CH	(2) 60W-m	---	13.75"	5"	---	---	---	---
E	462F16-BN	BN, BRZ, CH	(3) 60W-m	---	15.75"	6.25"	---	---	---	---
F	462-4L-BN	BN, BRZ	(4) 100W-m	40"	4"	13"	84.75"	5x12" + 1x6" + 1x3" rods	110"	5.5" diameter



| G |



These fixtures can be mounted up or down



| H |



| J |



| I |



| K |



| L |



| M |



| N |

	Product	Available Finish	Bulbs/Wattage	L/ext.	W	H	Overall-H	Chain/Rods	Wire L.	Ceiling/Wall Plate Size
G	462SF14-CH	BN, BRZ, CH	(2) 100W-m	---	13.75"	9.75"	---	---	---	5" diameter
H	462SF16-BRZ	BN, BRZ, CH	(3) 100W-m	---	15.75"	11"	---	---	---	5" diameter
I	462MP-BN	BN, BRZ	(1) 100W-m	---	4.5"	8"	55.75"	5x12" + 1x6" + 1x3" rods	110"	5.5" diameter
J	462-1S-BN	BN, BRZ, CH	(1) 100W-m	5.5"	4.5"	10.25"	---	---	---	4.5"W x 10.25"H
K	462-2V-CH	BN, BRZ, CH	(2) 100W-m	5.5"	16.25"	10.25"	---	---	---	16.25"W x 4.5"H
L	462-3V-BRZ	BN, BRZ, CH	(3) 100W-m	5.5"	23"	10.25"	---	---	---	23"W x 4.5"H
M	462-4V-BN	BN, BRZ, CH	(4) 100W-m	5.5"	31.5"	10.25"	---	---	---	31.5"W x 4.5"H
N	462-5V-CH	BN, BRZ, CH	(5) 100W-m	5.5"	38.75"	10.25"	---	---	---	38.75"W x 4.5"H

# Savannah

The contemporary Savannah family adds sophistication to home décor. The beautifully appointed Brushed Nickel, Olde Bronze, or Chrome fixtures are perfectly paired with Matte Opal glass shades.



| A |



| B |



| D |



| C |




| E |

	Product	Available Finish	Bulbs/Wattage	W	H	Overall-H	Chain/Rods Length	Wire Length	Ceiling Plate Size
A	412-9	412(BN), 413(OB)	(9) 100W-m	29"	33"	107.25"	72" chain	110"	5.5" diameter
B	413-5	412(BN), 413(OB)	(5) 100W-m	24"	22"	96.25"	72" chain	110"	5.5" diameter
C	413F11	412(BN), 413(OB), 465(CH)	(2) 60W-m	11"	5"	---	---	---	---
D	412F14	412(BN), 413(OB), 465(CH)	(2) 60W-m	13.75"	5"	---	---	---	---
E	465F16-CH	412(BN), 413(OB), 465(CH)	(3) 60W-m	15.75"	6.25"	---	---	---	---



| F |



These fixtures can be mounted up or down



| G |



| I |



| J |



| H |



| K |



| L |



| M |

	Product	Available Finish	Bulbs/Wattage	L/ext.	W	H	Overall-H	Chain/Rods Length	Wire L.	Ceiling/Wall Plate Size
F	465SF14-CH	412(BN), 413(OB), 465(CH)	(2) 100W-m	---	13.75"	9.75"	---	---	---	5" diameter
G	412SF16	412(BN), 413(OB)	(3) 100W-m	---	15.75"	11"	---	---	---	5" diameter
H	413MP	412(BN), 413(OB)	(1) 100W-m	---	4.5"	8"	55.75"	3x12" + 1x6" + 1x3" rods	110"	5.5" diameter
I	412-1S	412(BN), 413(OB)	(1) 100W-m	5.5"	4.5"	10.25"	---	---	---	4.5"W x 10.25"H
J	413-2V	412(BN), 413(OB)	(2) 100W-m	5.5"	16.25"	10.25"	---	---	---	16.25"W x 4.5"H
K	412-3V	412(BN), 413(OB)	(3) 100W-m	5.5"	23"	10.25"	---	---	---	23"W x 4.5"H
L	413-4V	412(BN), 413(OB)	(4) 100W-m	5.5"	31.5"	10.25"	---	---	---	31.5"W x 4.5"H
M	412-5V	412(BN), 413(OB)	(5) 100W-m	5.5"	38.75"	10.25"	---	---	---	38.75"W x 4.5"H