



**“It’s time to create my very own Home Sanctuary”**



For illustrative purposes only. Consult with qualified designer, architect or contractor for steamroom construction details and proper product placement.

**It’s as easy as**

**1**

**2**

**3**

All images in this brochure are for illustrative purposes only. Many images are altered for presentation purposes. Contact MrSteam for complete product information. The products referenced in this brochure are for residential applications only. Installation of residential products in non-residential or commercial settings (e.g., hotels, spas, gyms, etc.) may result in property damage or an inoperable or hazardous condition.

“First things first, I need to size my Steam Generator.”



# Generator SmartSizing™

To make sure you have just the right amount of steam for your new home spa experience, use the chart below to help define the shower size and finish materials to determine the correct steam generator size.

**1** Measure length, width & height of the steam enclosure (in feet):

Multiply

Length \_\_\_\_ x Width \_\_\_\_ x Height \_\_\_\_

ROOM VOLUME =

**2** Construction Materials:

For natural stones: Add 110%  
natural marble, stone, shale, glass block or concrete.

For ceramic or porcelain tile on cement board or mortar bed. Add 40%

Ceilings above 8 ft (per foot, max 10 feet) Add 15%  
For acrylic deduct 15%

**3** Add all figures (from the left) to obtain the Total Room Volume required

TOTAL VOLUME




Compare your TOTAL ADJUSTED ROOM VOLUME to the Specification Chart for Residential (below) and select the appropriate model.



Consult with a qualified designer, architect or contractor for steam room construction details.

For illustrative purposes only. Consult with qualified designer, architect or contractor for steamroom construction details and proper product placement.

## Residential Steam Generators Specifications Chart

Product Dimensions	Model No.	Total Room Volume (cu.ft.)	kW	Amps 240/1PH	Water Usage* Gallons	Shipping Wt.(lbs.)
 MS90E to 400E 14 1/2" x 14 3/4" x 6 3/4"	MS90E	up to 100	5	21	0.67	30
	MS150E	101-150	6	25	0.80	30
	MS225E	151-225	7.5	32	1.0	30
	MS400E	226-360	9	38	1.2	30
 MSSUPER1E to 3E 17" x 18 1/2" x 7 7/8"	MSSUPER1E	361-475	10	42	1.4	40
	MSSUPER2E	476-575	12	50	1.6	40
	MSSUPER3E	576-675	15	63	2.0	40
 MAX Generators 27 5/8" x 20 3/4" x 7 7/8"	MX4E	676-875	20	84	2.7	67
	MX5E	876-1075	24	100	3.2	67
	MX6E	1076-1275	30	125	4.0	67

\*Water usage based on 20 minutes of operation.

Occasionally a steam room has unforeseeable or hidden construction that warrants special sizing or other consideration. MrSteam is not responsible if unconventional and/or unforeseeable materials or construction details result in a unit that does not operate to specification. Refer to the applicable MrSteam Installation, Operation & Maintenance Manual, available at [mrsteam.com](http://mrsteam.com), and consult a properly licensed contractor, architect and/or design professional. Failure to do so may result in an inoperable or hazardous condition. See product packaging and labeling for additional important information.



“Hmmm... what steam room control do I want?”



### iSteam®3 Touch-Screen Control

The intuitive swipe-touch navigation effortlessly controls steam room temperature, time, and overall functionality, and can control Aroma, Chroma, and Music Therapies.



### AirTempo® Wireless Control

The wireless, 100% waterproof, touch-activated glass screen control allows for easy surface mount installation (even on glass) and seamless steam room functionality.



### iTempo® Plus Keypad Control

The digital, adjustable, user-friendly steam room control with a flush mount design available in a variety of designer finishes.

All controls work with all Steam Generators and the SteamLinx App.

Each control is available in complete packages to make the process simple and save you money! You can select options à la carte, but these Packages make it so simple.

#### CONTROL PACKAGES

##### THE **iButler®** PACKAGE

- (1) iSteam®3 Touch Control
- (1) AromaSteam SteamHead
- (1) SteamLinx Module & Mobile App
- (1) AutoFlush®
- (1) Condensation Pan



##### THE **AirButler®** PACKAGE

- (1) AirTempo Wireless control
- (1) AromaSteam Steam Head
- (1) SteamLinx Module & Mobile App
- (1) AutoFlush® System
- (1) Condensation Pan



##### THE **Butler** PACKAGE

- (1) iTempoPlus Control (Square or round)
- (1) iTempo AromaSteam Steamhead
- (1) SteamLinx Module & Mobile App
- (1) AutoFlush
- (1) Condensation Pan



The Award Winning **Linear SteamHead®** is available with any Control Package  
MAX Generators require MAX Package

#### TOTAL WELLNESS SPA PACKAGE

##### The **iDream®** Package

Dreaming of the perfect steam bathing experience? Immerse your senses in a fusion of steam, aroma, light, and sound with our luxurious iDream Package. The wellness benefits of AromaTherapy and ChromaTherapy and the calming swirl of music together create a total sensory experience. iDream makes those dreams a reality.



##### Package includes:

- (1) iSteam®3 Touch Control
- (1) AromaSteam SteamHead
- (1) SteamLinx Module & Mobile App
- (1) AutoFlush®
- (1) Condensation Pan
- (1) AromaSteam Oil Delivery System
- (1) ChromaSteam3 Mood Lighting System
- (1) AudioSteam3 Sound System
- (1) Pair of Square In-shower MusicTherapy® Speakers
- (1) Liter Eucalyptus Oil

##### **iDream** Packages with **Linear SteamHead®**

The Award Winning Linear SteamHead is available with any Package



#### THE AWARD WINNING **LINEAR STEAMHEAD™**

Available with all Packages.

This truly innovative SteamHead offers a whisper quiet distribution of immersive steam. Installing flush with the wall, this SteamHead can be tiled so only a slim opening remains visible, almost disappearing in the grout line.

Available in aluminum finish only.



#### INTRODUCING THE **STEAMLINX MOBILE APP**

Introducing the latest Mobile Steam Room Technology, the SteamLinx Mobile System. SteamLinx allows for seamless control of essential steam room functionality using your smart phone or mobile device. Included in all Dream & Butler Packages.





**“My Home Sanctuary is complete”**

**“Now the only question I ask is: Why didn't I do this sooner?”**

