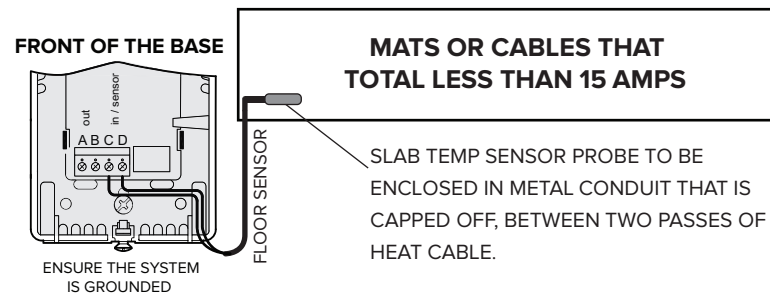
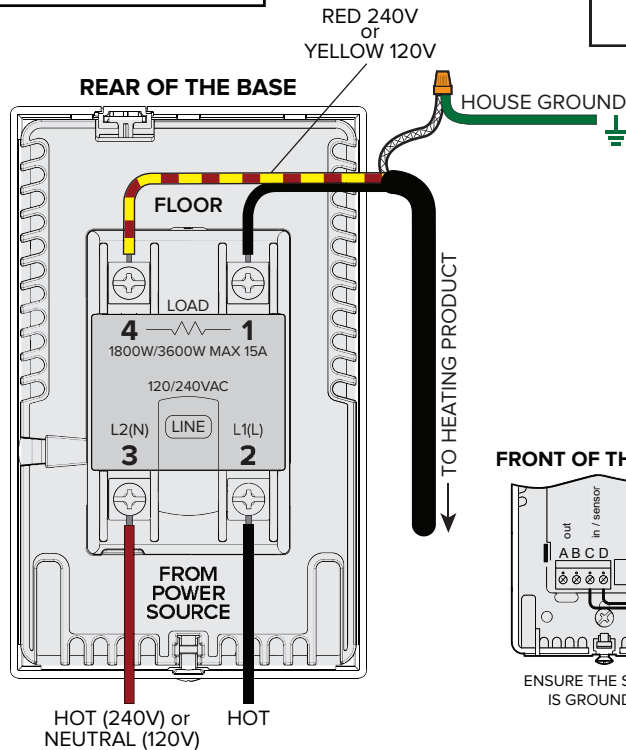
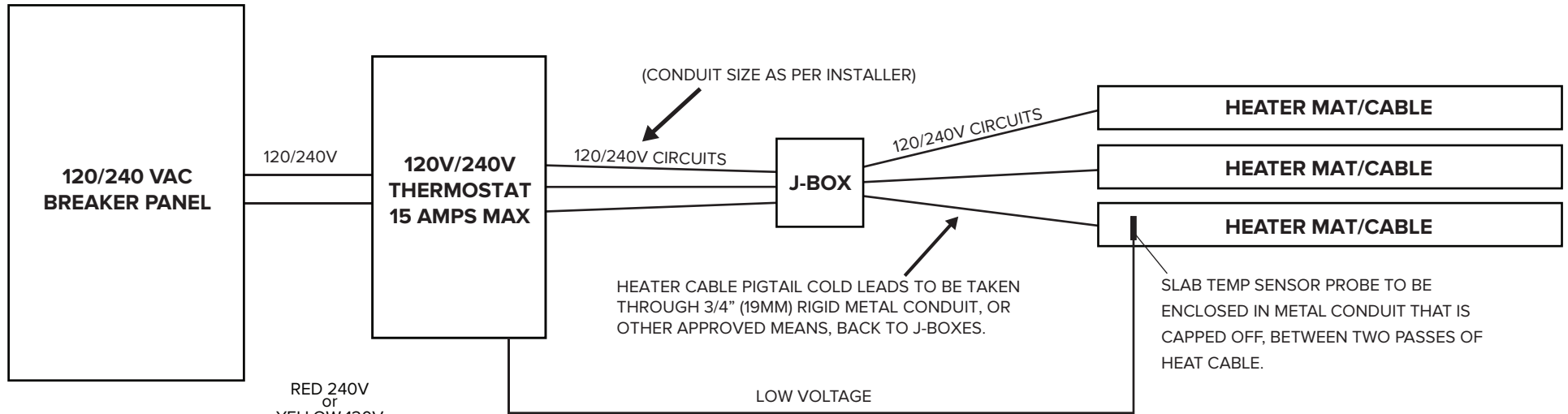


WIRING DIAGRAM

For 120V & 240V Slab Heating Products with nSpire Touch Wi-Fi (UWG4), nSpire Touch (UDG4), nHance (UDG), nTrust (UTN4), nJoin (USG)



1. MAT/CABLE HAS NO POLARITY
2. DO NOT CUT THE HEATING WIRE
3. ALWAYS TEST OHMS OF HEATING PRODUCT BEFORE, DURING AND AFTER INSTALLATION
4. ALWAYS TEST SENSOR AND VERIFY 8-15 K OHM RESISTANCE
5. NEVER INSTALL ELECTRIC FLOOR HEATING UNDER PERMANENT FIXTURES
6. THE INSTALLATION MUST COMPLY WITH ALL NATIONAL AND LOCAL ELECTRICAL AND BUILDING CODES, INCLUDING AUTHORITY HAVING JURISDICTION.

WIRING DIAGRAM

For 120V & 240V Slab Heating Products with Relay Panel and nSpire Touch Wi-Fi (UWG4), nSpire Touch (UDG4), nHance (UDG), nTrust (UTN4), nJoin (USG)

