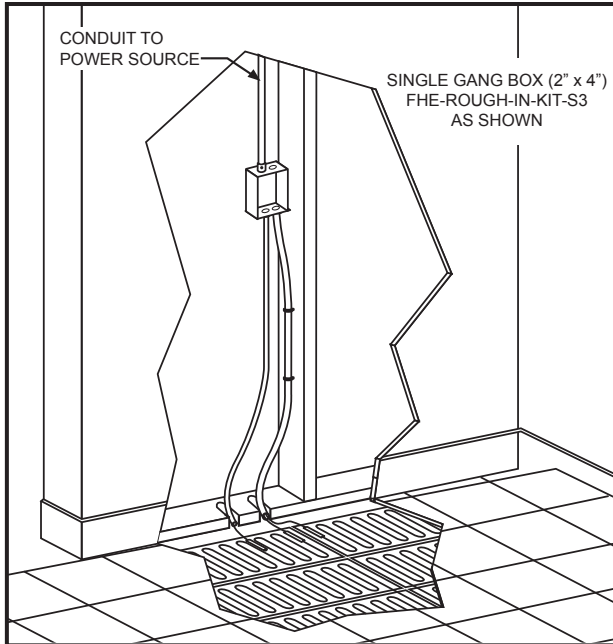


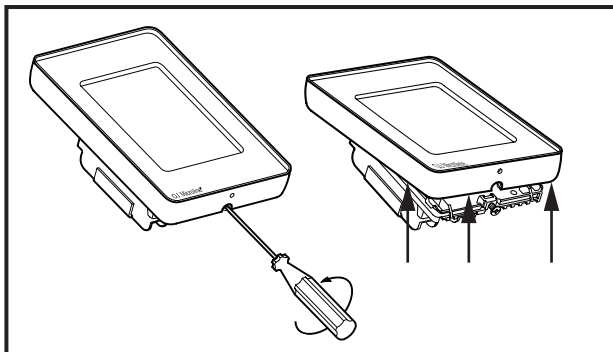
WIRING DIAGRAM

For 120V & 240V Twin Conductor TempZone with nSpire Touch Wi-Fi (UWG4), nSpire Touch (UDG4), nHance (UDG), nTrust (UTN4), nJoin (USG)

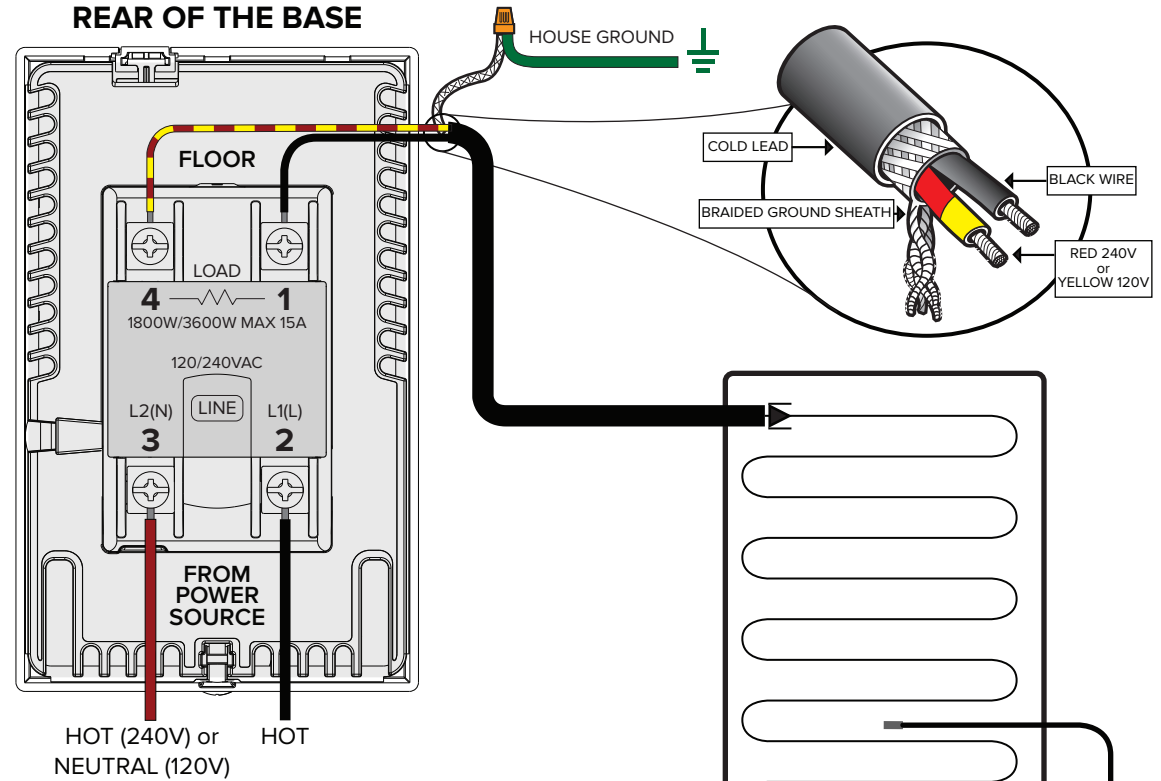
ELECTRICAL ROUGH-IN



FACEPLATE REMOVAL

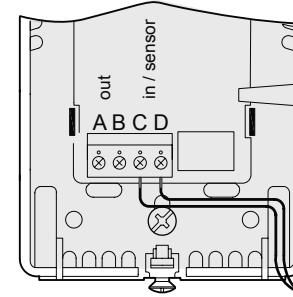


REAR OF THE BASE

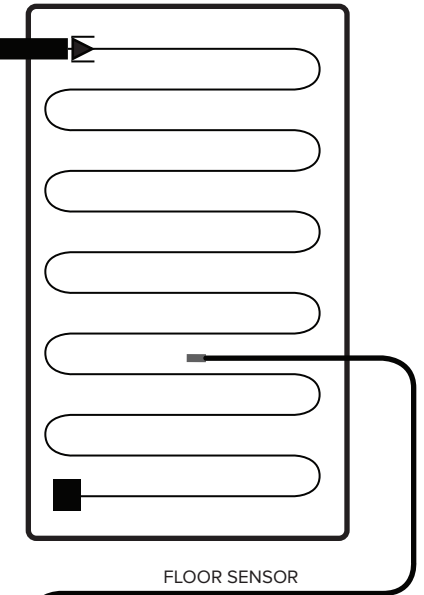


HOT (240V) or NEUTRAL (120V) HOT

FRONT OF THE BASE



1. MAT HAS NO POLARITY
2. COLD LEAD IS 15 FEET
3. DO NOT SHORTEN MAT
4. DO NOT CUT THE HEATING WIRE
5. ALWAYS TEST OHMS OF ROLL BEFORE, DURING AND AFTER INSTALLATION
6. ALWAYS TEST SENSOR AND VERIFY 8-15 K OHM RESISTANCE
7. NEVER INSTALL ELECTRIC FLOOR HEATING UNDER PERMANENT FIXTURES
8. THE INSTALLATION MUST COMPLY WITH ALL NATIONAL AND LOCAL ELECTRICAL AND BUILDING CODES, INCLUDING AUTHORITY HAVING JURISDICTION.



ENSURE THE SYSTEM IS GROUNDING

