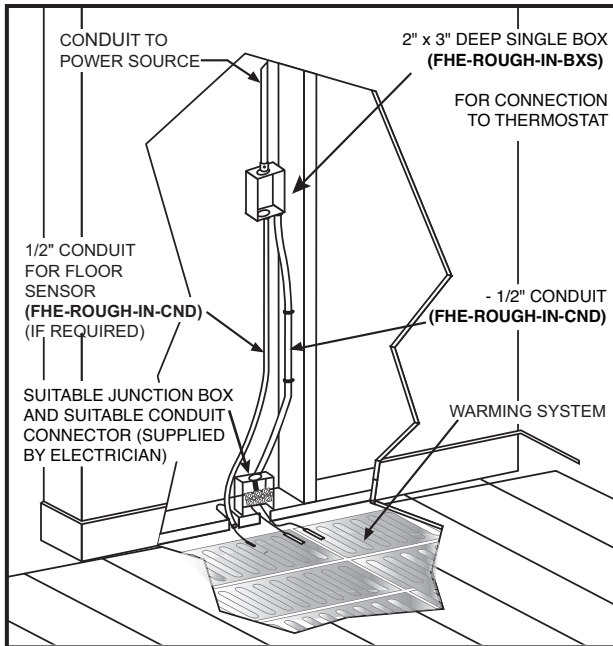


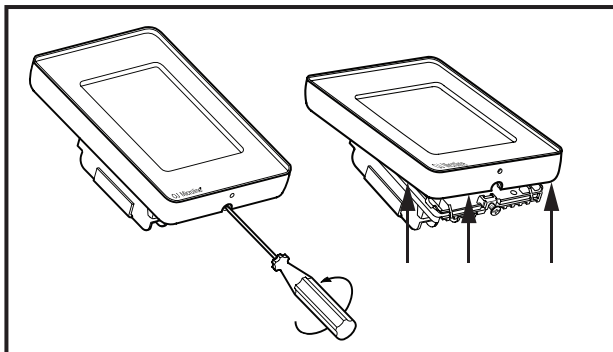
# WIRING DIAGRAM

For 120V & 240V Environ™ Heating Products with nSpire Touch Wi-Fi (UWG4), nSpire Touch (UDG4), nHance (UDG), nTrust (UTN4), nJoin (USG) using a junction box

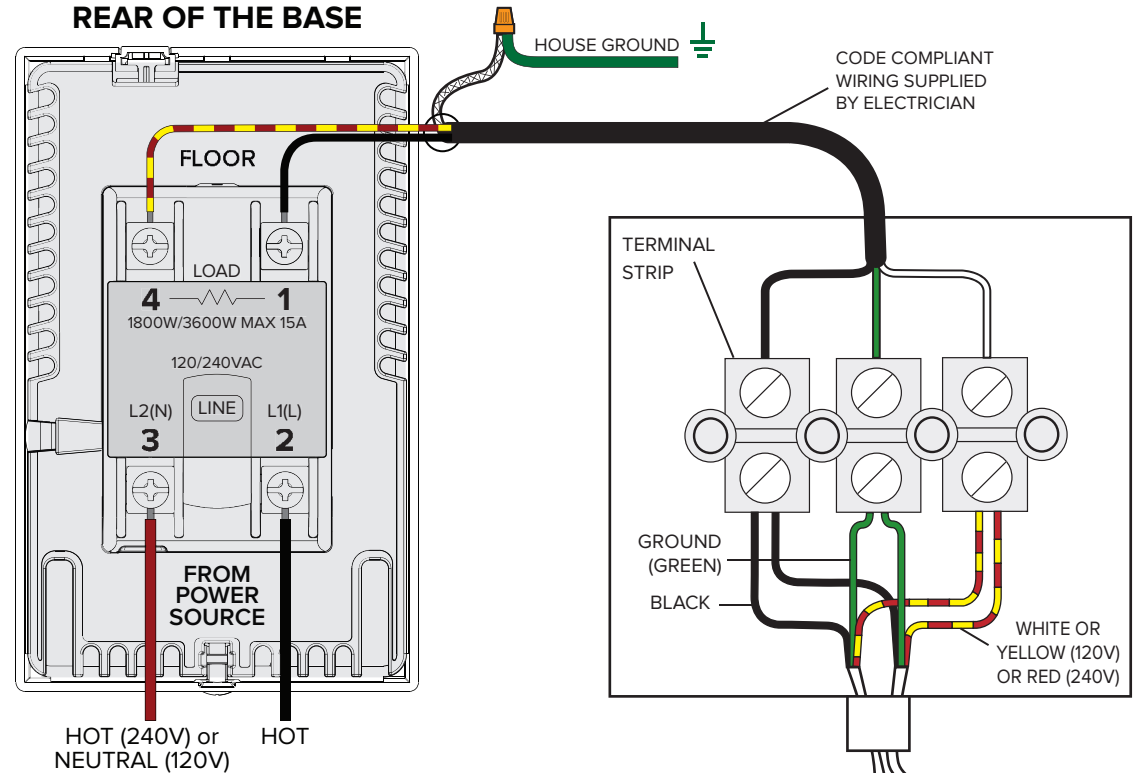
## ELECTRICAL ROUGH-IN



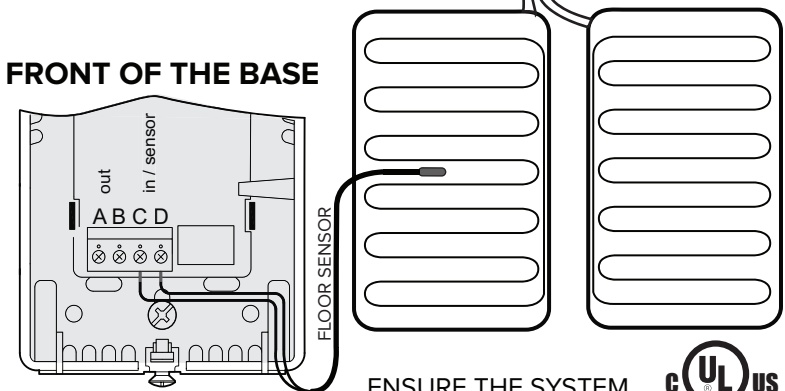
## FACEPLATE REMOVAL



## REAR OF THE BASE



## FRONT OF THE BASE



1. MAT HAS NO POLARITY
2. COLD LEAD IS 15 FT (30 FT FOR EASY MATS)
3. DO NOT SHORTEN MAT
4. DO NOT CUT THE HEATING WIRE
5. ALWAYS TEST OHMS OF ROLL BEFORE, DURING AND AFTER INSTALLATION
6. ALWAYS TEST SENSOR AND VERIFY 8-15 K OHM RESISTANCE
7. NEVER INSTALL ELECTRIC FLOOR HEATING UNDER PERMANENT FIXTURES
8. THE INSTALLATION MUST COMPLY WITH ALL NATIONAL AND LOCAL ELECTRICAL AND BUILDING CODES, INCLUDING AUTHORITY HAVING JURISDICTION.