

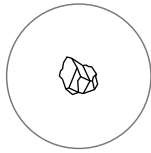
TUBS



TUBS
ECO-LAPISTONE™




Features of Eco-Lapistone™



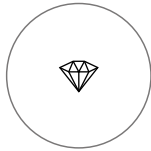
DURABLE

One solid piece of sculpted stone; scratches and abrasions are easily repairable



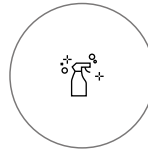
ECO-FRIENDLY

Made with plant-based material in place of fossil resins; production and delivery have a reduced carbon footprint




LUXURIOUS

Tub surface is hand-polished, creating a satiny sheen and velvety texture



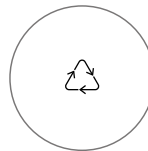
HYGIENIC

Non-porous composition is easy to clean and naturally resistant to stains, mold, and mildew



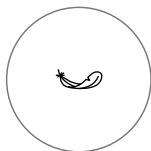
WARM

Superior heat-retention allows for longer soaks, without the hassle and waste of refilling the tub




SUSTAINABLE

Material is 100% recyclable and eco-friendly; high heat-retention properties help reduce water usage



LIGHT

Weighs 30% less than standard solid surface material, making handling and installation easier



TRUFLOW™

Innovative Truflow™ overflow drains the tub at a rate of over 8 gallons per minute for superior flood prevention

Alessandria

PLEALA6833

67 $\frac{7}{8}$ " L x 33 $\frac{1}{4}$ " W x 26 $\frac{1}{8}$ " H



Name	Material	Tub Finish	Drain	Overflow	Tub	Price
Alessandria	Eco-Lapystone™	<input type="radio"/> White Satin	<input type="radio"/> Polished Chrome	Integrated	PLEALA6833	\$5,930

 Made in Italy

Freestanding solid-surface Eco-Lapystone™ bathtub
Streamlined, high-profile one-piece design

Slope of Backrest	115°
Water Depth	16 $\frac{1}{2}$ "
Capacity	88G
Weight	265lbs
Shipping Weight	371lbs

What is Eco-Lapystone™?

Eco-Lapystone™ is a velvety-smooth molded stone composite that is 100% recyclable and 30% lighter than standard solid surface material. Naturally antibacterial and stain-resistant, it retains heat longer for more relaxing soaks.



DURABLE



LIGHT



WARM



LUXURIOUS



ECO-FRIENDLY



HYGIENIC



SUSTAINABLE



TRUFLOW™

Genova

PLEGNV7032

69⁷/₈" L x 31¹/₂" W x 22¹/₄" H



Name	Material	Tub Finish	Drain	Overflow	Tub	Price
Genova	Eco-Lapystone™	<input type="radio"/> White Satin	<input type="radio"/> Polished Chrome	Integrated	PLEGNV7032	\$6,155
		<input checked="" type="radio"/> White Satin with Matte Black Exterior	<input type="radio"/> Polished Chrome	Integrated	PLEGNV7032-BK	\$7,665

Made in Italy

Freestanding solid-surface Eco-Lapystone™ bathtub
Streamlined, high-profile one-piece design

Slope of Backrest	116°
Water Depth	15 ⁷ / ₈ "
Capacity	84G
Weight	232lbs
Shipping Weight	331lbs

What is Eco-Lapystone™?

Eco-Lapystone™ is a velvety-smooth molded stone composite that is 100% recyclable and 30% lighter than standard solid surface material. Naturally antibacterial and stain-resistant, it retains heat longer for more relaxing soaks.



DURABLE



LIGHT



WARM



LUXURIOUS



ECO-FRIENDLY



HYGIENIC



SUSTAINABLE



TRUFLOW™

Mandia

PLEMDN6730

67" L x 30" W x 21⁵/₈" H



Name	Material	Tub Finish	Drain	Overflow	Tub	Price
Mandia	Eco-Lapystone™	<input type="radio"/> White Satin	<input type="radio"/> Polished Chrome	Integrated	PLEMDN6730	\$5,930

 Made in Italy

Freestanding solid-surface Eco-Lapystone™ bathtub
Streamlined, high-profile one-piece design

Slope of Backrest	100°
Water Depth	15 ³ / ₈ "
Capacity	81G
Weight	301lbs
Shipping Weight	400lbs

What is Eco-Lapystone™?

Eco-Lapystone™ is a velvety-smooth molded stone composite that is 100% recyclable and 30% lighter than standard solid surface material. Naturally antibacterial and stain-resistant, it retains heat longer for more relaxing soaks.



DURABLE



LIGHT



WARM



LUXURIOUS



ECO-FRIENDLY



HYGIENIC



SUSTAINABLE



TRUFLOW™

Padova

PLEPDV5926

59" L x 25⁵/₈" W x 21⁷/₈" H



Name	Material	Tub Finish	Drain	Overflow	Tub	Price
Padova	Eco-Lapystone™	<input type="radio"/> White Satin	<input type="radio"/> Polished Chrome	Integrated	PLEPDV5926	\$5,370

 Made in Italy

Freestanding solid-surface Eco-Lapystone™ bathtub
Streamlined, high-profile one-piece design

Slope of Backrest	100°
Water Depth	14 ³ / ₄ "
Capacity	82G
Weight	166lbs
Shipping Weight	249lbs

What is Eco-Lapystone™?

Eco-Lapystone™ is a velvety-smooth molded stone composite that is 100% recyclable and 30% lighter than standard solid surface material. Naturally antibacterial and stain-resistant, it retains heat longer for more relaxing soaks.



DURABLE



LIGHT



WARM



LUXURIOUS



ECO-FRIENDLY



HYGIENIC



SUSTAINABLE



TRUFLOW™

Ravenna

PLERAV6730

67" L x 29½" W x 21⅞" H



Name	Material	Tub Finish	Drain	Overflow	Tub	Price
Ravenna	Eco-Lapystone™	<input type="radio"/> White Satin	<input type="radio"/> Polished Chrome	Integrated	PLERAV6730	\$6,045
		<input checked="" type="radio"/> White Satin with Matte Black Exterior	<input type="radio"/> Polished Chrome	Integrated	PLERAV6730-BK	\$7,555

Made in Italy

Freestanding solid-surface Eco-Lapystone™ bathtub
Streamlined, high-profile one-piece design

Slope of Backrest	104°
Water Depth	15½"
Capacity	77G
Weight	203lbs
Shipping Weight	302lbs

What is Eco-Lapystone™?

Eco-Lapystone™ is a velvety-smooth molded stone composite that is 100% recyclable and 30% lighter than standard solid surface material. Naturally antibacterial and stain-resistant, it retains heat longer for more relaxing soaks.



DURABLE



LIGHT



WARM



LUXURIOUS



ECO-FRIENDLY



HYGIENIC



SUSTAINABLE



TRUFLOW™

Treviso

PLETRV6328

63 1/8" L x 27 1/2" W x 22 7/8" H

2 other sizes available



Name	Material	Tub Finish	Drain	Overflow	Tub	Price
Treviso	Eco-Lapystone™	<input type="radio"/> White Satin	<input type="radio"/> Polished Chrome	Integrated	PLETRV6328	\$4,475

 Made in Italy

Freestanding solid-surface Eco-Lapystone™ bathtub
Streamlined, high-profile one-piece design

Slope of Backrest	110°
Water Depth	14 1/4"
Capacity	64G
Weight	179lbs
Shipping Weight	289lbs

What is Eco-Lapystone™?

Eco-Lapystone™ is a velvety-smooth molded stone composite that is 100% recyclable and 30% lighter than standard solid surface material. Naturally antibacterial and stain-resistant, it retains heat longer for more relaxing soaks.



DURABLE



LIGHT



WARM



LUXURIOUS



ECO-FRIENDLY



HYGIENIC



SUSTAINABLE



TRUFLOW™

Treviso

PLETRV6730

67¹/₈" L x 29¹/₂" W x 22⁷/₈" H

2 other sizes available



Name	Material	Tub Finish	Drain	Overflow	Tub	Price
Treviso	Eco-Lapystone™	<input type="radio"/> White Satin	<input type="radio"/> Polished Chrome	Integrated	PLETRV6730	\$5,480

 Made in Italy

Freestanding solid-surface Eco-Lapystone™ bathtub
Streamlined, high-profile one-piece design

Slope of Backrest	112°
Water Depth	14 ¹ / ₄ "
Capacity	71G
Weight	280lbs
Shipping Weight	361lbs

What is Eco-Lapystone™?

Eco-Lapystone™ is a velvety-smooth molded stone composite that is 100% recyclable and 30% lighter than standard solid surface material. Naturally antibacterial and stain-resistant, it retains heat longer for more relaxing soaks.



DURABLE



LIGHT



WARM



LUXURIOUS



ECO-FRIENDLY



HYGIENIC



SUSTAINABLE



TRUFLOW™

Treviso

PLETRV7132

71" L x 31½" W x 22⅞" H

2 other sizes available



Name	Material	Tub Finish	Drain	Overflow	Tub	Price
Treviso	Eco-Lapystone™	<input type="radio"/> White Satin	<input type="radio"/> Polished Chrome	Integrated	PLETRV7132	\$6,040

 Made in Italy

Freestanding solid-surface Eco-Lapystone™ bathtub
Streamlined, high-profile one-piece design

Slope of Backrest	112°
Water Depth	14¼"
Capacity	83G
Weight	313lbs
Shipping Weight	414lbs

What is Eco-Lapystone™?

Eco-Lapystone™ is a velvety-smooth molded stone composite that is 100% recyclable and 30% lighter than standard solid surface material. Naturally antibacterial and stain-resistant, it retains heat longer for more relaxing soaks.



DURABLE



LIGHT



WARM



LUXURIOUS



ECO-FRIENDLY



HYGIENIC



SUSTAINABLE



TRUFLOW™

Vittoria

PLEVRN5930

59" L x 29⁷/₈" W x 23⁵/₈" H

1 other size available



Name	Material	Tub Finish	Drain	Overflow	Tub	Price
Vittoria	Eco-Lapystone™	<input type="radio"/> White Satin	<input type="radio"/> Polished Chrome	Integrated	PLEVRN5930	\$5,370
		<input checked="" type="radio"/> White Satin with Midnight Blue Matte Exterior	<input type="radio"/> Polished Chrome	Integrated	PLEVRN5930-BL	\$6,880

Made in Italy

Freestanding solid-surface Eco-Lapystone™ bathtub
Streamlined, high-profile one-piece design

Slope of Backrest	111°
Water Depth	15 ⁷ / ₈ "
Capacity	69G
Weight	212lbs
Shipping Weight	309lbs

What is Eco-Lapystone™?

Eco-Lapystone™ is a velvety-smooth molded stone composite that is 100% recyclable and 30% lighter than standard solid surface material. Naturally antibacterial and stain-resistant, it retains heat longer for more relaxing soaks.



DURABLE



LIGHT



WARM



LUXURIOUS



ECO-FRIENDLY



HYGIENIC



SUSTAINABLE



TRUFLOW™

Vittoria

PLEVRN6531

65" L x 30⁷/₈" W x 24" H

1 other size available



Name	Material	Tub Finish	Drain	Overflow	Tub	Price
Vittoria	Eco-Lapystone™	<input type="radio"/> White Satin	<input type="radio"/> Polished Chrome	Integrated	PLEVRN6531	\$5,595
		<input checked="" type="radio"/> White Satin with Midnight Blue Matte Exterior	<input type="radio"/> Polished Chrome	Integrated	PLEVRN6531-BL	\$7,105

Made in Italy

Freestanding solid-surface Eco-Lapystone™ bathtub
Streamlined, high-profile one-piece design

Slope of Backrest	102°
Water Depth	15 ⁷ / ₈ "
Capacity	82G
Weight	227lbs
Shipping Weight	324lbs

What is Eco-Lapystone™?

Eco-Lapystone™ is a velvety-smooth molded stone composite that is 100% recyclable and 30% lighter than standard solid surface material. Naturally antibacterial and stain-resistant, it retains heat longer for more relaxing soaks.



DURABLE



LIGHT



WARM



LUXURIOUS



ECO-FRIENDLY



HYGIENIC



SUSTAINABLE



TRUFLOW™

TUBS AKOYA™



Almeria

PTXALM5930

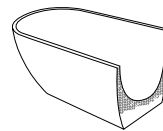
59" L x 29½" W x 23" H

1 other size available



Name	Material	Tub Finish	Drain Finish	Overflow	Tub	Price
Almeria	Acrylic	<input type="radio"/> White Gloss	<input type="radio"/> Glossy White	Integrated	PTXALM5930-GW	\$2,525
	Acrylic with Foam Insulation	<input type="radio"/> White Gloss	<input type="radio"/> Glossy White	Integrated	PTXALM5930-F-GW	\$3,005

Requires back to wall installation
Can accommodate deck mounted faucet



Why choose foam insulation?

- Foam gives an added layer of solidity to the tub
- It reduces the noise level when filling
- It keeps the water warm longer

Slope of Backrest	120°
Water Depth	14¾"
Capacity	57G
Weight	84lbs
Shipping Weight	99lbs

Almeria

PTXALM6530

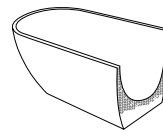
65" L x 29½" W x 23" H

1 other size available



Name	Material	Tub Finish	Drain Finish	Overflow	Tub	Price
Almeria	Acrylic	<input type="radio"/> White Gloss	<input type="radio"/> Glossy White	Integrated	PTXALM6530-GW	\$2,635
	Acrylic with Foam Insulation	<input type="radio"/> White Gloss	<input type="radio"/> Glossy White	Integrated	PTXALM6530-F-GW	\$3,115

Requires back to wall installation
Can accommodate deck mounted faucet



Why choose foam insulation?

- Foam gives an added layer of solidity to the tub
- It reduces the noise level when filling
- It keeps the water warm longer

Slope of Backrest	120°
Water Depth	14¾"
Capacity	67G
Weight	93lbs
Shipping Weight	108lbs

Andorra

PTXAND5928

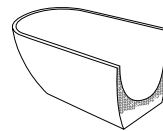
59" L x 27½" W x 23⅝" H

2 other sizes available



Name	Material	Tub Finish	Drain Finish	Overflow	Tub	Price
Andorra	Acrylic	<input type="radio"/> White Gloss	<input type="radio"/> Glossy White	Integrated	PTXAND5928-GW	\$2,305
	Acrylic with Foam Insulation	<input type="radio"/> White Gloss	<input type="radio"/> Glossy White	Integrated	PTXAND5928-F-GW	\$2,785

Slope of Backrest	109°
Water Depth	15⅝"
Capacity	60G
Weight	82lbs
Shipping Weight	97lbs



Why choose foam insulation?

- Foam gives an added layer of solidity to the tub
- It reduces the noise level when filling
- It keeps the water warm longer

Andorra

PTXAND6730

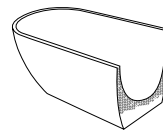
66⁷/₈" L x 29¹/₂" W x 23⁵/₈" H

2 other sizes available



Name	Material	Tub Finish	Drain Finish	Overflow	Tub	Price
Andorra	Acrylic	<input type="radio"/> White Gloss	<input type="radio"/> Glossy White	Integrated	PTXAND6730-GW	\$2,415
	Acrylic with Foam Insulation	<input type="radio"/> White Gloss	<input type="radio"/> Glossy White	Integrated	PTXAND6730-F-GW	\$2,895

Slope of Backrest	109°
Water Depth	15 ⁵ / ₈ "
Capacity	71G
Weight	86lbs
Shipping Weight	104lbs



Why choose foam insulation?

- Foam gives an added layer of solidity to the tub
- It reduces the noise level when filling
- It keeps the water warm longer

Andorra

PTXAND7132

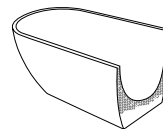
70⁷/₈" L x 31¹/₂" W x 23⁵/₈" H

2 other sizes available



Name	Material	Tub Finish	Drain Finish	Overflow	Tub	Price
Andorra	Acrylic	<input type="radio"/> White Gloss	<input type="radio"/> Glossy White	Integrated	PTXAND7132-GW	\$2,580
	Acrylic with Foam Insulation	<input type="radio"/> White Gloss	<input type="radio"/> Glossy White	Integrated	PTXAND7132-F-GW	\$3,060

Slope of Backrest	109°
Water Depth	15 ⁵ / ₈ "
Capacity	78G
Weight	104lbs
Shipping Weight	121lbs



Why choose foam insulation?

- Foam gives an added layer of solidity to the tub
- It reduces the noise level when filling
- It keeps the water warm longer

Biella

PTXBLA5932

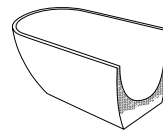
59" L x 31½" W x 23" H

1 other size available



Name	Material	Tub Finish	Drain Finish	Overflow	Tub	Price
Biella	Acrylic	<input type="radio"/> White Gloss	<input type="radio"/> Glossy White	Integrated	PTXBLA5932-GW	\$2,415
	Acrylic with Foam Insulation	<input type="radio"/> White Gloss	<input type="radio"/> Glossy White	Integrated	PTXBLA5932-F-GW	\$2,895

Slope of Backrest	118°
Water Depth	14¾"
Capacity	55G
Weight	82lbs
Shipping Weight	97lbs



Why choose foam insulation?

- Foam gives an added layer of solidity to the tub
- It reduces the noise level when filling
- It keeps the water warm longer

Biella

PTXBLA6732

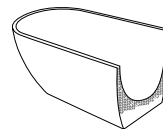
66⁷/₈" L x 32¹/₄" W x 23" H

1 other size available



Name	Material	Tub Finish	Drain Finish	Overflow	Tub	Price
Biella	Acrylic	<input type="radio"/> White Gloss	<input type="radio"/> Glossy White	Integrated	PTXBLA6732-GW	\$2,525
	Acrylic with Foam Insulation	<input type="radio"/> White Gloss	<input type="radio"/> Glossy White	Integrated	PTXBLA6732-F-GW	\$3,005

Slope of Backrest	118°
Water Depth	14 ³ / ₄ "
Capacity	71G
Weight	86lbs
Shipping Weight	104lbs



Why choose foam insulation?

- Foam gives an added layer of solidity to the tub
- It reduces the noise level when filling
- It keeps the water warm longer

Bilbao

PTXBLB5930

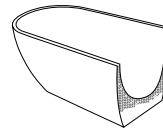
59" L x 29½" W x 24¼" H

2 other sizes available



Name	Material	Tub Finish	Drain Finish	Overflow	Tub	Price
Bilbao	Acrylic	<input type="radio"/> White Gloss	<input type="radio"/> Glossy White	Integrated	PTXBLB5930-GW	\$2,415
	Acrylic with Foam Insulation	<input type="radio"/> White Gloss	<input type="radio"/> Glossy White	Integrated	PTXBLB5930-F-GW	\$2,895

Slope of Backrest	115°
Water Depth	16"
Capacity	66G
Weight	86lbs
Shipping Weight	101lbs



Why choose foam insulation?

- Foam gives an added layer of solidity to the tub
- It reduces the noise level when filling
- It keeps the water warm longer

Bilbao

PTXBLB6732

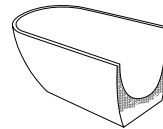
66⁷/₈" L x 31¹/₂" W x 24¹/₄" H

2 other sizes available



Name	Material	Tub Finish	Drain Finish	Overflow	Tub	Price
Bilbao	Acrylic	<input type="radio"/> White Gloss	<input type="radio"/> Glossy White	Integrated	PTXBLB6732-GW	\$2,525
	Acrylic with Foam Insulation	<input type="radio"/> White Gloss	<input type="radio"/> Glossy White	Integrated	PTXBLB6732-F-GW	\$3,005

Slope of Backrest	115°
Water Depth	16"
Capacity	81G
Weight	90lbs
Shipping Weight	106lbs



Why choose foam insulation?

- Foam gives an added layer of solidity to the tub
- It reduces the noise level when filling
- It keeps the water warm longer

Bilbao

PTXBLB7134

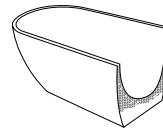
70⁷/₈" L x 33¹/₂" W x 24¹/₄" H

2 other sizes available



Name	Material	Tub Finish	Drain Finish	Overflow	Tub	Price
Bilbao	Acrylic	<input type="radio"/> White Gloss	<input type="radio"/> Glossy White	Integrated	PTXBLB7134-GW	\$2,745
	Acrylic with Foam Insulation	<input type="radio"/> White Gloss	<input type="radio"/> Glossy White	Integrated	PTXBLB7134-F-GW	\$3,225

Slope of Backrest	115°
Water Depth	16"
Capacity	92G
Weight	97lbs
Shipping Weight	112lbs



Why choose foam insulation?

- Foam gives an added layer of solidity to the tub
- It reduces the noise level when filling
- It keeps the water warm longer

Catalonia

PTXCTL5930

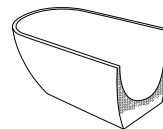
59" L x 29½" W x 23" H

1 other size available



Name	Material	Tub Finish	Drain Finish	Overflow	Tub	Price
Catalonia	Acrylic	<input type="radio"/> White Gloss	<input type="radio"/> Glossy White	Integrated	PTXCTL5930-GW	\$2,415
	Acrylic with Foam Insulation	<input type="radio"/> White Gloss	<input type="radio"/> Glossy White	Integrated	PTXCTL5930-F-GW	\$2,895

Slope of Backrest	105°
Water Depth	14¾"
Capacity	60G
Weight	77lbs
Shipping Weight	93lbs



Why choose foam insulation?

- Foam gives an added layer of solidity to the tub
- It reduces the noise level when filling
- It keeps the water warm longer

Catalonia

PTXCTL6732

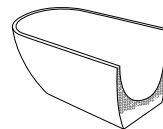
66⁷/₈" L x 31¹/₂" W x 23" H

1 other size available



Name	Material	Tub Finish	Drain Finish	Overflow	Tub	Price
Catalonia	Acrylic	<input type="radio"/> White Gloss	<input type="radio"/> Glossy White	Integrated	PTXCTL6732-GW	\$2,525
	Acrylic with Foam Insulation	<input type="radio"/> White Gloss	<input type="radio"/> Glossy White	Integrated	PTXCTL6732-F-GW	\$3,005

Slope of Backrest	105°
Water Depth	14 ³ / ₄ "
Capacity	79G
Weight	82lbs
Shipping Weight	97lbs



Why choose foam insulation?

- Foam gives an added layer of solidity to the tub
- It reduces the noise level when filling
- It keeps the water warm longer

Delphi

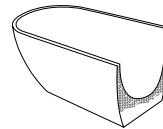
PTXDEL6734

66⁷/₈" L x 33¹/₂" W x 28⁵/₈" H



Name	Material	Tub Finish	Drain Finish	Overflow	Tub	Price
Delphi	Acrylic	<input type="radio"/> White Gloss	<input type="radio"/> Glossy White	Integrated	PTXDEL6734-GW	\$2,695
	Acrylic with Foam Insulation	<input type="radio"/> White Gloss	<input type="radio"/> Glossy White	Integrated	PTXDEL6734-F-GW	\$3,175

Slope of Backrest	117°
Water Depth	14 ³ / ₄ "
Capacity	74G
Weight	101lbs
Shipping Weight	119lbs



Why choose foam insulation?

- Foam gives an added layer of solidity to the tub
- It reduces the noise level when filling
- It keeps the water warm longer

Lucca

PTXLUC5930

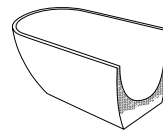
59" L x 29½" W x 23" H

2 other sizes available



Name	Material	Tub Finish	Drain Finish	Overflow	Tub	Price
Lucca	Acrylic	<input type="radio"/> White Gloss	<input type="radio"/> Glossy White	Integrated	PTXLUC5930-GW	\$2,340
	Acrylic with Foam Insulation	<input type="radio"/> White Gloss	<input type="radio"/> Glossy White	Integrated	PTXLUC5930-F-GW	\$2,820

Slope of Backrest	115°
Water Depth	14¾"
Capacity	59G
Weight	82lbs
Shipping Weight	97lbs



Why choose foam insulation?

- Foam gives an added layer of solidity to the tub
- It reduces the noise level when filling
- It keeps the water warm longer

Lucca

PTXLUC6332

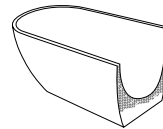
63" L x 31½" W x 23" H

2 other sizes available



Name	Material	Tub Finish	Drain Finish	Overflow	Tub	Price
Lucca	Acrylic	<input type="radio"/> White Gloss	<input type="radio"/> Glossy White	Integrated	PTXLUC6332-GW	\$2,450
	Acrylic with Foam Insulation	<input type="radio"/> White Gloss	<input type="radio"/> Glossy White	Integrated	PTXLUC6332-F-GW	\$2,930

Slope of Backrest	115°
Water Depth	14¾"
Capacity	67G
Weight	84lbs
Shipping Weight	99lbs



Why choose foam insulation?

- Foam gives an added layer of solidity to the tub
- It reduces the noise level when filling
- It keeps the water warm longer

Lucca

PTXLUC6732

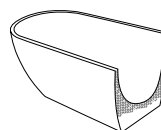
66⁷/₈" L x 31¹/₂" W x 23" H

2 other sizes available



Name	Material	Tub Finish	Drain Finish	Overflow	Tub	Price
Lucca	Acrylic	<input type="radio"/> White Gloss	<input type="radio"/> Glossy White	Integrated	PTXLUC6732-GW	\$2,560
	Acrylic with Foam Insulation	<input type="radio"/> White Gloss	<input type="radio"/> Glossy White	Integrated	PTXLUC6732-F-GW	\$3,040

Slope of Backrest	115°
Water Depth	14 ³ / ₄ "
Capacity	71G
Weight	88lbs
Shipping Weight	106lbs



Why choose foam insulation?

- Foam gives an added layer of solidity to the tub
- It reduces the noise level when filling
- It keeps the water warm longer

Palencia

PTXPLN5930

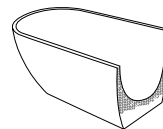
59" L x 29½" W x 23" H

1 other size available



Name	Material	Tub Finish	Drain Finish	Overflow	Tub	Price
Palencia	Acrylic	<input type="radio"/> White Gloss	<input type="radio"/> Glossy White	Integrated	PTXPLN5930-GW	\$2,470
	Acrylic with Foam Insulation	<input type="radio"/> White Gloss	<input type="radio"/> Glossy White	Integrated	PTXPLN5930-F-GW	\$2,950

Requires back to wall installation
 Can accommodate deck mounted faucet



Why choose foam insulation?

- Foam gives an added layer of solidity to the tub
- It reduces the noise level when filling
- It keeps the water warm longer

Slope of Backrest	120°
Water Depth	14¾"
Capacity	57G
Weight	95lbs
Shipping Weight	110lbs

Palencia

PTXPLN6732

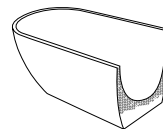
66⁷/₈" L x 31¹/₂" W x 23" H

1 other size available



Name	Material	Tub Finish	Drain Finish	Overflow	Tub	Price
Palencia	Acrylic	<input type="radio"/> White Gloss	<input type="radio"/> Glossy White	Integrated	PTXPLN6732-GW	\$2,580
	Acrylic with Foam Insulation	<input type="radio"/> White Gloss	<input type="radio"/> Glossy White	Integrated	PTXPLN6732-F-GW	\$3,060

Requires back to wall installation
 Can accommodate deck mounted faucet



Why choose foam insulation?

- Foam gives an added layer of solidity to the tub
- It reduces the noise level when filling
- It keeps the water warm longer

Slope of Backrest	120°
Water Depth	14 ³ / ₄ "
Capacity	66G
Weight	99lbs
Shipping Weight	115lbs

Roma

PTXRMA6228

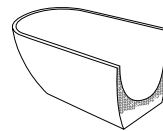
62¼" L x 28¾" W x 25¼" H

1 other size available



Name	Material	Tub Finish	Drain Finish	Overflow	Tub	Price
Roma	Acrylic	<input type="radio"/> White Gloss	<input type="radio"/> Glossy White	Integrated	PTXRMA6228-GW	\$2,580
	Acrylic with Foam Insulation	<input type="radio"/> White Gloss	<input type="radio"/> Glossy White	Integrated	PTXRMA6228-F-GW	\$3,060

Slope of Backrest	129°
Water Depth	13¼"
Capacity	48G
Weight	93lbs
Shipping Weight	112lbs



Why choose foam insulation?

- Foam gives an added layer of solidity to the tub
- It reduces the noise level when filling
- It keeps the water warm longer

Roma

PTXRMA6728

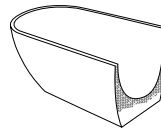
66 $\frac{7}{8}$ " L x 28 $\frac{3}{8}$ " W x 26" H

1 other size available



Name	Material	Tub Finish	Drain Finish	Overflow	Tub	Price
Roma	Acrylic	<input type="radio"/> White Gloss	<input type="radio"/> Glossy White	Integrated	PTXRMA6728-GW	\$2,690
	Acrylic with Foam Insulation	<input type="radio"/> White Gloss	<input type="radio"/> Glossy White	Integrated	PTXRMA6728-F-GW	\$3,170

Slope of Backrest	129°
Water Depth	14 $\frac{1}{8}$ "
Capacity	57G
Weight	104lbs
Shipping Weight	124lbs



Why choose foam insulation?

- Foam gives an added layer of solidity to the tub
- It reduces the noise level when filling
- It keeps the water warm longer

Sona

PTXSNA5929

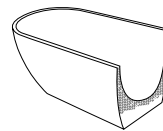
59" L x 29 $\frac{1}{8}$ " W x 23 $\frac{5}{8}$ " H

1 other size available



Name	Material	Tub Finish	Drain Finish	Overflow	Tub	Price
Sona	Acrylic	<input type="radio"/> White Gloss	<input type="radio"/> Glossy White	Integrated	PTXSNA5929-GW	\$2,580
	Acrylic with Foam Insulation	<input type="radio"/> White Gloss	<input type="radio"/> Glossy White	Integrated	PTXSNA5929-F-GW	\$3,060

Slope of Backrest	112°
Water Depth	18 $\frac{1}{8}$ "
Capacity	61G
Weight	86lbs
Shipping Weight	106lbs



Why choose foam insulation?

- Foam gives an added layer of solidity to the tub
- It reduces the noise level when filling
- It keeps the water warm longer

Sona

PTXSNA6732

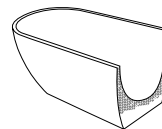
66⁷/₈" L x 31³/₄" W x 23⁵/₈" H

1 other size available



Name	Material	Tub Finish	Drain Finish	Overflow	Tub	Price
Sona	Acrylic	<input type="radio"/> White Gloss	<input type="radio"/> Glossy White	Integrated	PTXSNA6732-GW	\$2,745
	Acrylic with Foam Insulation	<input type="radio"/> White Gloss	<input type="radio"/> Glossy White	Integrated	PTXSNA6732-F-GW	\$3,225

Slope of Backrest	112°
Water Depth	18 ¹ / ₈ "
Capacity	75G
Weight	101lbs
Shipping Weight	121lbs



Why choose foam insulation?

- Foam gives an added layer of solidity to the tub
- It reduces the noise level when filling
- It keeps the water warm longer

Spessa

PTXSPE5930

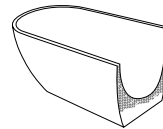
59" L x 29½" W x 23" H

2 other sizes available



Name	Material	Tub Finish	Drain Finish	Overflow	Tub	Price
Spessa	Acrylic	<input type="radio"/> White Gloss	<input type="radio"/> Glossy White	Integrated	PTXSPE5930-GW	\$2,415
	Acrylic with Foam Insulation	<input type="radio"/> White Gloss	<input type="radio"/> Glossy White	Integrated	PTXSPE5930-F-GW	\$2,895

Slope of Backrest	115°
Water Depth	14¾"
Capacity	59G
Weight	82lbs
Shipping Weight	97lbs



Why choose foam insulation?

- Foam gives an added layer of solidity to the tub
- It reduces the noise level when filling
- It keeps the water warm longer

Spessa

PTXSPE6332

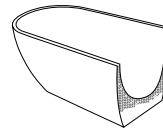
63" L x 31½" W x 23" H

2 other sizes available



Name	Material	Tub Finish	Drain Finish	Overflow	Tub	Price
Spessa	Acrylic	<input type="radio"/> White Gloss	<input type="radio"/> Glossy White	Integrated	PTXSPE6332-GW	\$2,505
	Acrylic with Foam Insulation	<input type="radio"/> White Gloss	<input type="radio"/> Glossy White	Integrated	PTXSPE6332-F-GW	\$2,985

Slope of Backrest	115°
Water Depth	14¾"
Capacity	67G
Weight	84lbs
Shipping Weight	99lbs



Why choose foam insulation?

- Foam gives an added layer of solidity to the tub
- It reduces the noise level when filling
- It keeps the water warm longer

Spessa

PTXSPE6732

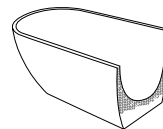
66⁷/₈" L x 31¹/₂" W x 23" H

2 other sizes available



Name	Material	Tub Finish	Drain Finish	Overflow	Tub	Price
Spessa	Acrylic	<input type="radio"/> White Gloss	<input type="radio"/> Glossy White	Integrated	PTXSPE6732-GW	\$2,580
	Acrylic with Foam Insulation	<input type="radio"/> White Gloss	<input type="radio"/> Glossy White	Integrated	PTXSPE6732-F-GW	\$3,060

Slope of Backrest	115°
Water Depth	14 ³ / ₄ "
Capacity	71G
Weight	88lbs
Shipping Weight	106lbs



Why choose foam insulation?

- Foam gives an added layer of solidity to the tub
- It reduces the noise level when filling
- It keeps the water warm longer

Venezia

PTXVNZ5928

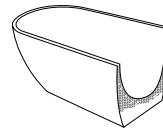
59" L x 27½" W x 23⅝" H

2 other sizes available



Name	Material	Tub Finish	Drain Finish	Overflow	Tub	Price
Venezia	Acrylic	<input type="radio"/> White Gloss	<input type="radio"/> Glossy White	Integrated	PTXVNZ5928-GW	\$2,305
	Acrylic with Foam Insulation	<input type="radio"/> White Gloss	<input type="radio"/> Glossy White	Integrated	PTXVNZ5928-F-GW	\$2,785

Slope of Backrest	109°
Water Depth	15⅝"
Capacity	60G
Weight	82lbs
Shipping Weight	97lbs



Why choose foam insulation?

- Foam gives an added layer of solidity to the tub
- It reduces the noise level when filling
- It keeps the water warm longer

Venezia

PTXVNZ6730

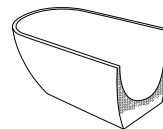
66⁷/₈" L x 29¹/₂" W x 23⁵/₈" H

2 other sizes available



Name	Material	Tub Finish	Drain Finish	Overflow	Tub	Price
Venezia	Acrylic	<input type="radio"/> White Gloss	<input type="radio"/> Glossy White	Integrated	PTXVNZ6730-GW	\$2,415
	Acrylic with Foam Insulation	<input type="radio"/> White Gloss	<input type="radio"/> Glossy White	Integrated	PTXVNZ6730-F-GW	\$2,895

Slope of Backrest	109°
Water Depth	15 ⁵ / ₈ "
Capacity	71G
Weight	86lbs
Shipping Weight	104lbs



Why choose foam insulation?

- Foam gives an added layer of solidity to the tub
- It reduces the noise level when filling
- It keeps the water warm longer

Venezia

PTXVNZ7132

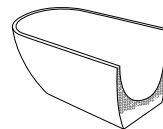
70⁷/₈" L x 31¹/₂" W x 23⁵/₈" H

2 other sizes available



Name	Material	Tub Finish	Drain Finish	Overflow	Tub	Price
Venezia	Acrylic	<input type="radio"/> White Gloss	<input type="radio"/> Glossy White	Integrated	PTXVNZ7132-GW	\$2,580
	Acrylic with Foam Insulation	<input type="radio"/> White Gloss	<input type="radio"/> Glossy White	Integrated	PTXVNZ7132-F-GW	\$3,060

Slope of Backrest	109°
Water Depth	15 ⁵ / ₈ "
Capacity	78G
Weight	104lbs
Shipping Weight	121lbs



Why choose foam insulation?

- Foam gives an added layer of solidity to the tub
- It reduces the noise level when filling
- It keeps the water warm longer

Volos

PTXVLS6532

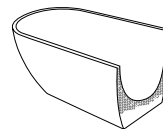
65" L x 31½" W x 25¼" H

1 other size available



Name	Material	Tub Finish	Drain Finish	Overflow	Tub	Price
Volos	Acrylic	<input type="radio"/> White Gloss	<input type="radio"/> Glossy White	Integrated	PTXVLS6532-GW	\$2,345
	Acrylic with Foam Insulation	<input type="radio"/> White Gloss	<input type="radio"/> Glossy White	Integrated	PTXVLS6532-F-GW	\$2,825

Slope of Backrest	119°
Water Depth	14"
Capacity	63G
Weight	99lbs
Shipping Weight	117lbs



Why choose foam insulation?

- Foam gives an added layer of solidity to the tub
- It reduces the noise level when filling
- It keeps the water warm longer

Volos

PTXVLS7134

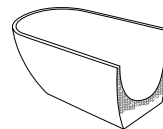
70⁷/₈" L x 33¹/₂" W x 26" H

1 other size available



Name	Material	Tub Finish	Drain Finish	Overflow	Tub	Price
Volos	Acrylic	<input type="radio"/> White Gloss	<input type="radio"/> Glossy White	Integrated	PTXVLS7134-GW	\$2,495
	Acrylic with Foam Insulation	<input type="radio"/> White Gloss	<input type="radio"/> Glossy White	Integrated	PTXVLS7134-F-GW	\$2,975

Slope of Backrest	119°
Water Depth	14 ³ / ₄ "
Capacity	79G
Weight	106lbs
Shipping Weight	123lbs



Why choose foam insulation?

- Foam gives an added layer of solidity to the tub
- It reduces the noise level when filling
- It keeps the water warm longer