

in case of malfunction you may send the appliance to your dealer, information about the malfunction and the original purchase receipt (which is obligatory for a repair free of charge)

Within the guarantee period we repair defects of the appliance, which are based on material or manufacturing faults, in our choice by repair or exchange. These obligations do not extend the period of guarantee. No claim on a new period of guarantee results from it.

An exact description of the complaint reduces the processing time.

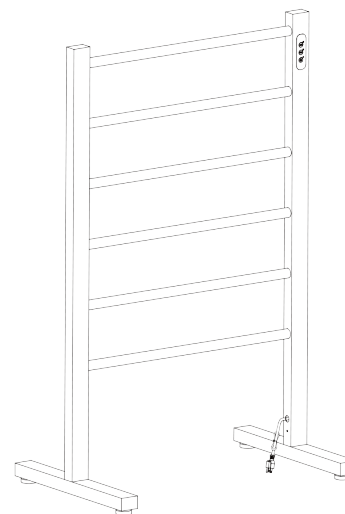
We apologise for any inconvenience, that any claims of good-will are excluded:

- after expiry of the lifetime due to the construction and especially for batteries, accumulators, electric lamps etc.
- for consumption accessories and wear parts such as driving belts, motor coils, tooth brushes, grinding.
- attachments, dough hooks, beaters, mixer attachments, round cutters etc.
- in case of breakage, as e.g. glass, porcelain or plastic.
- in case of damages in transport, misuse.
- in case of lack of care, cleaning and maintenance and in case of non observance of operation or mounting instructions.
- in case of chemical and/or electrochemical effects.
- in case of operation with wrong type of current respectively voltage and in case of connecting to unsuitable power sources.
- in case of abnormal environmental conditions and in case of strange operation conditions.
- as well as then, if repairs or illegal abortions are made by persons, who are not authorised by us or if our appliances are equipped with spare parts, supplementary parts or accessories, which are not original parts or if contact with unsuitable material have caused the damage.

1. **WARNING:** This appliance is intended only for drying textiles washed in water.
2. "This appliance is not intended for use by persons (including children) with reduced physical, sensory or mental capabilities, or lack of experience and knowledge, unless they have been given supervision or instruction concerning use of the appliance by a person responsible for their safety.
3. Children should be supervised to ensure that they do not play with the appliance.



## TW-AZ068 TOWEL WARMER



Voltage: AC120V, 60Hz

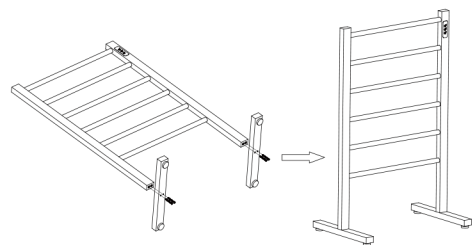
Power: 65W

To avoid damage or danger caused by improper use, these users instruction should be carefully kept and followed. If you give the appliance to another person, ensure to also supply them with these user's instruction.

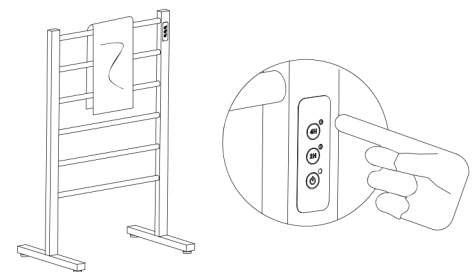
## Safety Cautions

- Ensure that your mains voltage corresponds to that stated on the appliance. The appliance should be connected to an earthed main socket.
- Never use the appliance with a damaged cord. If the power cord damaged, it must be replaced by the manufacturer or the its service agent or similarly qualified person in order to avoid a hazard. Before cleaning, always unplug the appliance from the power supply. All repairs should be made by a competent qualified electrician.
- Competent qualified electrician : after sales department of the producer or importer or any person who is qualified, approved and competent to perform this kind of repairs in order to avoid all danger.
- In any case you should return the appliance to the electrician.

## Mounting



Attach the freestanding leg to the unit




Plug into an earthed main socket.  
Turn on the timer to start working and  
turn off when it is not in use.

## Timer Instruction

1. There are three modes, namely 2 hour timing, 4 hour timing and continue working.

The control panel includes 3 buttons:

 "2H", "4H", press "2H" and "4H" with two blue LED indicator lights to display the timing status.

2.  is the ON/OFF button, press this button, the product begins to work with the blue LED light remaining lit. The product continuously work at the constant temperature 45-55°C. When again press this button, the product stops working immediately.
3. "2H" is 2 hour timing button, press ON/OFF button to start, then press 2H, the product begins to work at the constant temperature 45-55°C with the blue LED light remaining lit, and stops to work after 2 hours, meanwhile the blue LED light goes out.
4. "4H" is 4 hour timing button, press ON/OFF button to start, then press 4H, the product begins to work at the constant temperature 45-55°C with the blue LED light remaining lit, and stops to work after 4 hours, meanwhile the blue LED light goes out.
5. When the product is in "ON/OFF", "2H" or "4H" mode suddenly lose power (such as directly pull the plug) and then back to the initial state, then press the ON/OFF button to restart.
6. The product set with overheating protection function. When the temperature exceeds reaches to 85°C, the product stops to work with the three blue LED lights remaining off after 5 times flashing. Press buttons without any function when the temperature reaches to 85°C, then press the ON/OFF button to restart.
7. Once powered on, three blue LED lights remain lit for 1 second.
8. Input voltage is same as output voltage
9. The product with a timing error +/- 30 seconds.

## Disposal

Please respect the environment!

Dispose the packaging according to the local garbage regulations.

Dispose paper and carton separately from plastic bags into the corresponding containers

Dispose the appliance at the end of its lifespan according to environmental considerations.