

# Bulb Reference Guide

## Bulb Base Types and Sizes

### Screw Bases

(0.39in)  
10mm



Miniature Screw  
E10

(0.43in)  
11mm



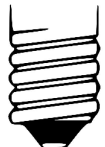
Miniature Candelabra  
E11

(0.47in)  
12mm




Candelabra  
E12

(0.55in)  
14mm




European  
E14

(0.669in)  
17mm



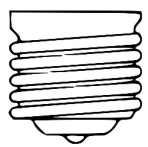
Intermediate  
E17

(1.024in)  
26mm



Medium  
E26

(1.53in)  
39mm



Mogul  
E39

### Twist & Lock Bases



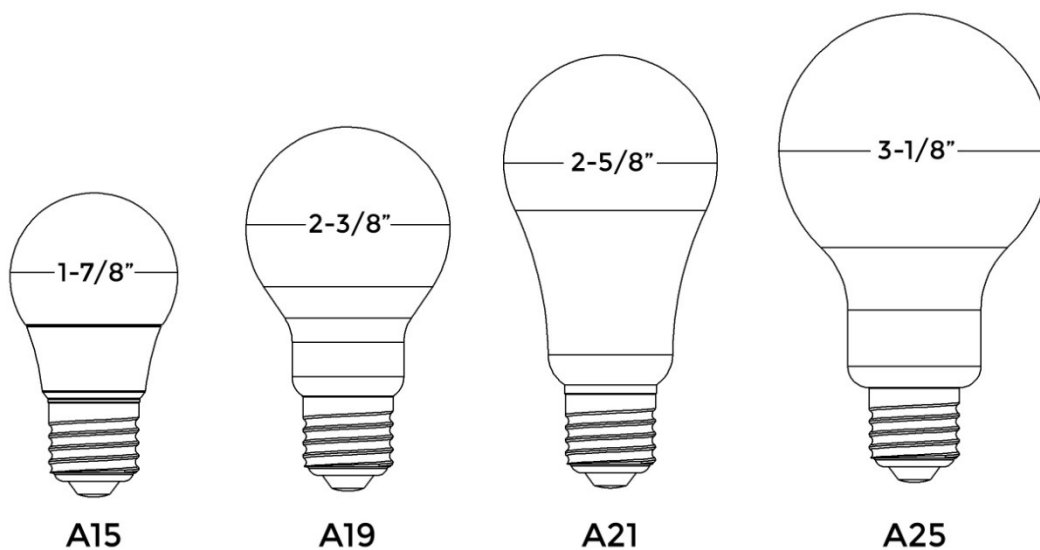
10mm  
GU10



24mm  
GU24

## Bulb Sizes (Diameter)


### Arbitrary or Standard Bulbs: A15, A19, A21, A25



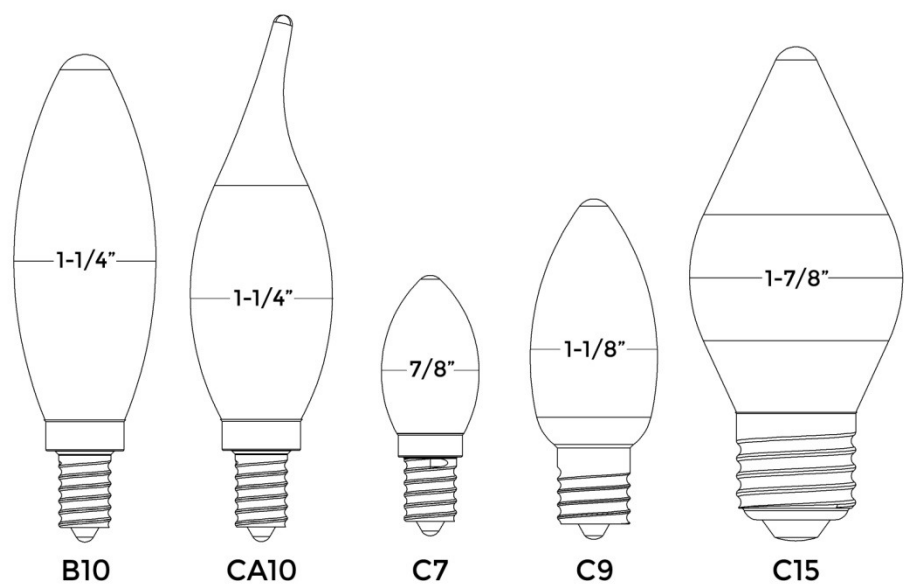
<b>A15 bulb</b>	$15/8 = 1\frac{7}{8}"$
<b>A19 bulb</b>	$19/8 = 2\frac{3}{8}"$
<b>A21 bulb</b>	$21/8 = 2\frac{5}{8}"$
<b>A25 bulb</b>	$25/8 = 3\frac{1}{8}"$

Note: Numbers in each code refer to the bulb's diameter in one-eighths of an inch.

### Most common base types for Arbitrary/Standard Bulbs:



Candle Bulbs: B10, C7, C9, C15, CA10






B10 bulb	$10/8 = 1\ 1/4"$
CA10 bulb	$10/8 = 1\ 1/4"$
C7 bulb	$7/8 = 7/8"$
C9 bulb	$9/8 = 1\ 1/8"$
C15 bulb	$15/8 = 1\ 7/8"$

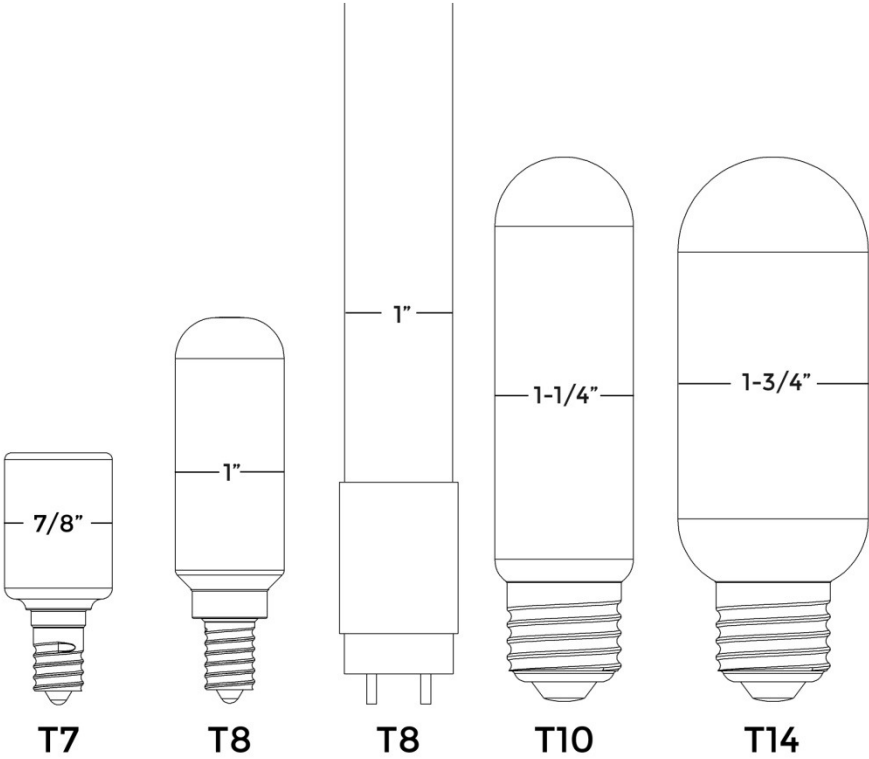
Note: Numbers in each code refer to the bulb’s diameter in one-eighths of an inch.

- (C) Conical Bulbs: Cone-shaped bulbs
- (CA) Conical " ngular Bulbs: Cone-shaped with bent tip bulbs
- (B) Blunt-tip Bulbs: Similar to Conical bulbs but have more bullet shape

Most common base types for Candle Bulbs:






Tubular Bulbs: T7, T8, T10, T14



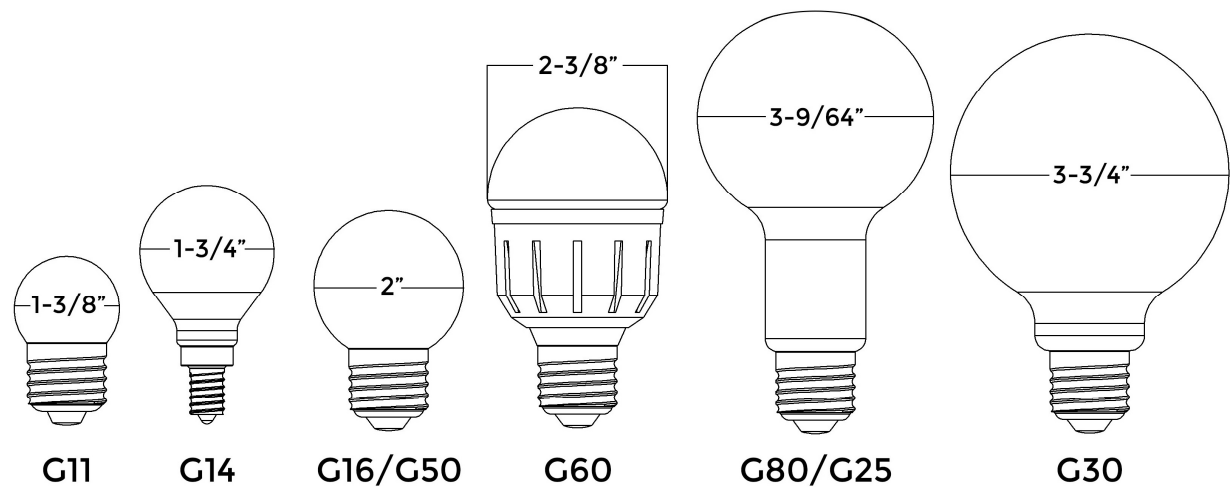
T7 bulb	$7/8 = 7/8"$
T8 bulb	$8/8 = 1"$
T10 bulb	$10/8 = 1\ 1/4"$
T14 bulb	$14/8 = 1\ 3/4"$

Note: Numbers in each code refer to the bulb’s diameter in one-eighths of an inch.

Most common base types for Tubular Bulbs:



Globe Bulbs: G11, G14, G16/G50, G60, G25/G80, G30



<b>G11 bulb</b>	$11/8 = 1 \frac{3}{8}"$
<b>G14 bulb</b>	$14/8 = 1\text{-}3/4"$
<b>G16/G50</b>	$16/8 = 2"$
<b>G60</b>	60 millimeters = $2\text{-}3/8"$
<b>G25/G80</b>	80 millimeters = $3\text{-}9/64"$
<b>G30</b>	$30/8 = 3\text{-}3/4"$

Note: Numbers in each code refer to the bulb's diameter in one-eighths of an inch.

Most common base types for Globe Bulbs:

