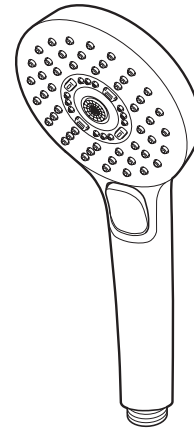
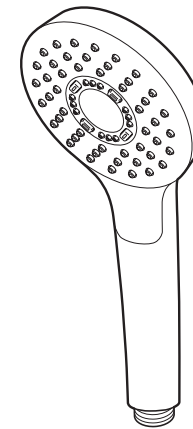


Handshower



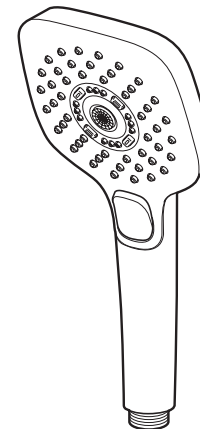
TBW01011U4



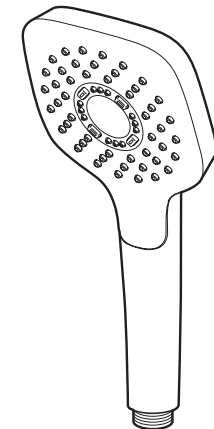
TBW01009U4



TBW02016U4



TBW02015U4



TBW02010U4

TABLE OF CONTENTS

| | |
|---------------------------------|------------------------------|
| Thanks for Choosing TOTO!.....2 | Installation Procedure.....6 |
| Care and Cleaning.....2 | Warranty.....7 |
| Warnings.....2 | Rough-in dimensions.....11 |
| Before Installation.....2 | |

THANKS FOR CHOOSING TOTO!

The mission of TOTO is to provide the world with healthy, hygienic and more comfortable lifestyles. We design every product with the balance of form and function as a guiding principle. Congratulations on your choice.

CARE AND CLEANING

Your new handshower is designed for years of trouble-free performance. Keep it looking new by cleaning it periodically with mild soap, rinsing thoroughly with warm water and drying with a clean, soft cloth. Do not use abrasive cleaners, steel wool or harsh chemicals, as these will dull the finish. Failure to follow these instructions may void your warranty. If any nozzles become clogged with mineral build up, rub gently with finger tips to clean.

WARNINGS

For safe operation of the handshower, please observe the following:

- Recommended operating pressure:
 - Minimum Pressure.....20 psi (138kPa), dynamic
 - Maximum Pressure.....80 psi (551kPa), static
- It is suggested to use the temperature below 140°F(60°C)
- Do not use steam for hot water supply.
- Do not use the product at an ambient temperature below 32°F (0°C) .
- Do not drop or damage the plated handshower.
The plated surface may crack and cause injury! If the surface cracks, immediately replace the handshower with a new one.

BEFORE INSTALLATION

- Observe all local plumbing codes.
- Make sure the water supply is shut off.
- Read these instructions carefully to ensure proper installation.
- TOTO reserves the right to update product design without notice.