


Baseus倍思



倍思 能量堆 (GaN) 移动电源适配器 C+U 10000mAh 45W 中规-说明书

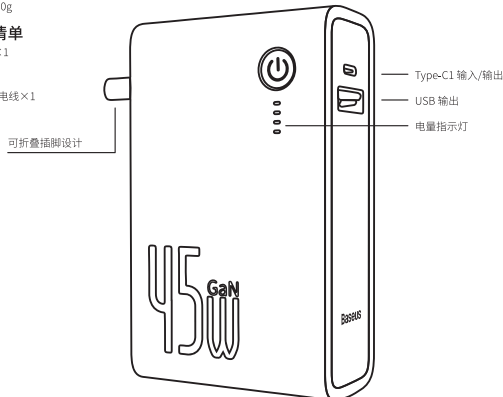
使用产品前请仔细阅读本说明书, 并妥善保管

一. 产品参数

名称: 适配器移动电源 10000mAh
型号: PPNLD45UC
输入: AC 100V-240V~, 50/60Hz, 1.5A Max
Type-C: 5V=3A / 9V=2A / 12V=1.5A Max
适配器模式输出:
Type-C: 5V=3A / 9V=3A / 12V=3A / 15V=3A / 20V=2.25A Ma
USB: 4.5V=5A / 5V=4.5A / 9V=3A / 12V=2.5A / 20V=1.5A Max
Type-C+USB : 30W+15W
移动电源模式输出:
Type-C: 5V=3A / 9V=3A / 12V=2.5A / 15V=2A / 20V=1.5A Max
USB: 4.5V=5A / 5V=4.5A / 9V=3A / 12V=2.5A / 20V=1.5A Max
Type-C+USB: 18W+18W
电芯容量: 10000mAh/3.85V/38.5Wh
电芯额定输出容量: 5800mAh (5V/3A)
电池类型: 聚合物锂电池
能量转化率: ≥72%
产品尺寸: 105*64*30mm
产品重量: 280g

二. 包装清单

1. 产品主体×1
2. 说明书×1
3. 保修卡×1
4. 3A CtoC充电线×1
5. 收纳袋×1



三. 产品描述

本产品是集移动电源和充电器于一体的二合一超级充电器, 支持充电器和移动电源两种充电模式, 产品采用新型半导体材料 (GaN氮化镓) 制程, 具有体积小, 功率大, 快充协议齐全等特点, 产品在充电器模式下最大输出功率可达45W, 移动电源模式下也可达到30W输出功率, 能为笔记本电脑和手机进行快充, 支持QC3.0+PD3.0 双向快充输入输出, 边充电边充, 小电流输出等功能, 边充电边充充电器输出优先外接负载, 再给移动电源充电, 无论是日常办公还是外出旅行, 一个设备就能满足您的充电需求。

四. 操作说明

- 按键操作说明
AC模式:
1. 接入AC时, 无负载或负载功率≤7W, 给内置充电, 白色灯亮起显示当前电量并开始闪烁, 表示正在为移动电源充电, 充满后灯常亮。
 2. 当接入负载功率≥9W时自动给负载充电, 当负载功率≤7W时, 则同时给负载和移动电源充电, 直至充满, 充满后常亮。
 3. 支持PD3.0+QC3.0 双向快充输入输出。

- 移动电源模式:
1. 移动电源静置时按一下按键显示当前电量, 无负载5S后灯熄灭, 30S后自动关闭输出。
 2. 为手机或其它数码设备充电
 3. 检查数码产品的充电电压是否与产品的输出电压匹配。
 4. 选择数码产品的原装充电线, 一端与数码产品连接, 另一端与产品的输出口连接, 产品将自动开启给数码产品充电, 电量指示灯常亮。

五. 温馨提示

1. 移动电源存在转化效率, 故移动电源电池容量不等于可充电量。
2. 按一下电源开关, LED指示灯亮起显示当前电量, 长按电源开关可关闭电源, 无连接状态下, 30秒后电源会自动休眠。
3. 请定期为您的电源充电(建议至少每5个月一次), 可维持其长久的使用寿命。
4. 产品使用不当, 容易造成产品本身或者可能危及人身财产安全。
5. 如因消费者违反产品说明书不恰使用或警告, 造成的人身及财产损失将自行承担一切后果, 本公司将不承担任何法律责任。
6. 非专业人士严禁拆解本产品。
7. 避免使用超出本产品输出电流的用电器或负载(电路会保护, 无输出)。
8. 避免强烈的物理作用, 包括敲击、投掷、跌落、挤压等。

六. 电子信息产品有毒有害物质声明

部件名称	有毒有害物质或元素					
	铅 (pb)	汞 (Hg)	镉 (Cd)	六价铬 (Cr VI)	多溴联苯 (PBB)	多溴二苯醚 (PBDE)
PCB	X	○	○	○	○	○
电极	○	○	○	○	○	○
电池	X	○	○	○	○	○
外壳	○	○	○	○	○	○

本表格依据SJ/T 11364的规定编制。
O: 表示该有毒有害物质在该部件所有均质材料中的含量均在GB/T 26572标准规定的限量要求以下。
X: 表示该有毒有害物质至少在该部件某一均质材料中的含量超出GB/T 26572标准规定的限量要求。
5年图标是指“环保有效使用期限”, 不是产品质量保证期限。电子产品均含有铅、汞、铜等有毒有害物质, 一旦超期使用, 有毒有害物质将可能因为发生外泄或突变, 对环境造成污染, 或对人体、财产造成严重损害。“环保使用期限”, 意味着所有的电子产品都将被要求在此有效限期内使用, 超过安全使用年限之后出现的安全风险问题, 我们不再对产品品质负责。


警告: 请遵守以上安全说明否则会导致起火、触电、损坏或其他伤害

• 仅适用于非热带气候条件下安全使用
• 仅适用于海拔2000米及以下地区安全使用

品牌名: Baseus (倍思)
深圳市时商创新科技有限公司
地址: 深圳市龙岗区坂田街道发达路云里智能园3栋6楼03室
生产者: 东莞市欧派奇电子科技有限公司
生产商地址: 东莞市塘厦镇林村西富街2号
适配器执行标准: GB17625.1-2012; GB/T9254-2008; GB4943.1-2011
电话: +86 755-82433603
网址: www.baseus.com

倍思设计/Designed by Baseus
中国制造/Made in China

Baseus



Baseus Power Station (GaN) 2 in 1 Power Bank & Quick Charge C+U 10000mAh /45W CN User Manual

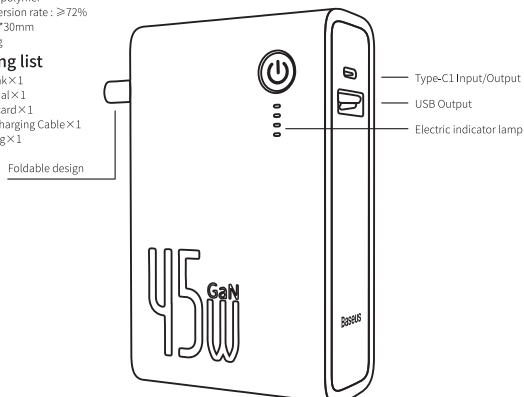
Please carefully read this user manual before using the device and store it in a safe place.

1.Product Parameter

Name : Power Bank & Quick Charger 10000mAh
Model : PPNLD45UC
Input : AC 100-240V~, 50/60Hz, 1.5A Max.
Type-C input : 5V=3A / 9V=2A / 12V=1.5A Max
Output AC Charging Mode:
Type-C: 5V=3A / 9V=3A / 12V=3A / 15V=3A / 20V=2.25A Ma
USB: 4.5V=5A / 5V=4.5A / 9V=3A / 12V=2.5A / 20V=1.5A Max
Type-C+USB : 30W+15W
Power Bank Mode :
Type-C: 5V=3A / 9V=3A / 12V=2.5A / 15V=2A / 20V=1.5A Max
USB: 4.5V=5A / 5V=4.5A / 9V=3A / 12V=2.5A / 20V=1.5A Max
Type-C+USB: 18W+18W
Battery capacity : 10000mAh/3.85V/38.5Wh
Rated capacity : 5800mAh (5V3A)
Batteries : Li-polymer
Energy conversion rate : ≥72%
Size : 105*64*30mm
Weight : 280g

2.Packing list

1. Power Bank×1
2. User Manual×1
3. Warranty card×1
4. 3A Cto C Charging Cable×1
5. storage bag×1



3.Product description

This product is a two-in-one supercharger which Power bank and charger. It supports two charging modes charger and power bank. The product adopts the new semiconductor material GaN process, which has the characteristics of small size, large power, complete quick charging protocol, etc. the maximum output power of the product can reach 45W in the charger mode, and 30W in the power bank mode, which can be used for quick charging of notebook computers and mobile phones, supporting qc3.0 + pd3.0 dual way quick charging input and output, charging and discharging at the same time, small current output and other functions. When charging and discharging at the same time, the charger outputs the external load first, and then charges the power bank. No matter in daily office or traveling, a device can meet your charging needs.

4. Operation description

- The power button operation instructions
AC Charging Mode:
1. When connected to AC, no load or load power ≤ 7W, charge the built-in, the white light will light up to show the current power and start blinking, indicating that the mobile power is being charged!
 2. When the load power is greater than or equal to 9W, the load will be automatically charged. When the charging power is less than or equal to 7W, the load and the mobile power supply will be charged at the same time until it is fully charged.
 3. supports PD3.0 + QC3.0 dual quick charge input and output.

- Power bank Mode:
1. When the mobile power is at rest, press the button once to display the current power. After no load, the lamp will go out after 5S, and the output will automatically turn off after 30S.
 2. Depress the power button once, the LED indicator is lit and displays the current battery capacity level, and the power supply can be shut down by a long press on the power button. In case there is no connection, the power bank automatically goes into standby mode by 30 seconds later.
 3. Please charge your power bank periodically (at least one time with 5 months recommended) in order to maintain its long service life.
 4. Improper use of the product can easily cause damage to the product or may endanger personal and property safety.
 5. Consumer shall be liable for any personal and property damage resulted from their improper use against the user manual or ignoring the warning, to which our company will not bear any legal liability.
 6. Disintegration of this product by non-professionals is strictly prohibited.
 7. Use of household appliances or loads in excess of the output current of this product shall be avoided (no output due to circuit protection).
 8. Intense physical actions including knocking, throwing, trampling on and squeezing, etc. shall be avoided.

5. Tips

1. Due to the existence of conversion efficiency, so rated output capacity is less than battery capacity .
2. Depress the power button once, the LED indicator is lit and displays the current battery capacity level, and the power supply can be shut down by a long press on the power button. In case there is no connection, the power bank automatically goes into standby mode by 30 seconds later.
3. Please charge your power bank periodically (at least one time with 5 months recommended) in order to maintain its long service life.
4. Improper use of the product can easily cause damage to the product or may endanger personal and property safety.
5. Consumer shall be liable for any personal and property damage resulted from their improper use against the user manual or ignoring the warning, to which our company will not bear any legal liability.
6. Disintegration of this product by non-professionals is strictly prohibited.
7. Use of household appliances or loads in excess of the output current of this product shall be avoided (no output due to circuit protection).
8. Intense physical actions including knocking, throwing, trampling on and squeezing, etc. shall be avoided.

6. Statement on Toxic and Hazardous Substances in Electronic Information Products

Part Description	Toxic or hazardous substances and elements					
	Lead (Pb)	Mercury (Hg)	Cadmium (Cd)	Hexavalent chromium (Cr VI)	Polybrominated biphenyls (PBB)	Polybrominated diphenyl ethers (PBDE)
PCB	X	○	○	○	○	○
Electrode	○	○	○	○	○	○
Battery	X	○	○	○	○	○
Casing	○	○	○	○	○	○

This form is compiled in accordance with SJ/T 11364.
O: It indicates that the content of the toxic and harmful substance in all homogeneous materials of the component is below the limit specified in GB/T 26572 standard.
X: The content of toxic and harmful substances in at least one homogeneous material of this part exceeds the limit stipulated in GB/T 26572 standard.

The 5-year icon refers to the "effective life of environmental protection", not the product quality assurance period. Electronic products all contain toxic and harmful substances such as lead, mercury and cadmium. Once they are overused, toxic and harmful substances may leak or mutate, cause pollution to the environment, or cause serious damage to people and property. The term of "environmental protection use" means that all electronic products will be required to use within this effective period. We will no longer be responsible for the quality of the products due to the safety risks that arise after the safe use period.

Warning: Please follow the above safety instructions otherwise it will cause fire, electric shock, damage or other damage.

Shenzhen Times Innovation Technology Co., Ltd.
Address: Room 03, 6/F, Building 3, WINLEAD, Fada Road, Bantian Street, Longgang District, Shenzhen, China
TEL: +86 755-82433603 Hotline: 4000-712-711

Designed by Baseus
Made in China