



倍思 磁吸无线快充移动电源G600mAh 20W

使用说明书

使用产品的请仔细阅读本使用说明书,并妥善保管

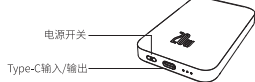
一、产品参数

名称: 无线快充移动电源6000mAh
型号: PPCXW06
电池: 聚合物锂电池
电池容量: 6000mAh / 3.85V (23.1Wh)
额定容量: 3500mAh (5V-2.4A)
能量转换率: ≥75%
Type-C输入: 5V-2.4A; 9V-2A; 12V-1.5A
Type-C输出: 5V-2.4A; 9V-2.22A; 12V-1.5A
无线充输出: 15W
总输出: 5V-2.4A
发射频率: 115-205KHz
产品尺寸: 97.4x 63.8x 14.7mm
产品重量: 约140g

二、包装清单

1. 移动电源*1
2. 说明书*1
3. 保修卡*1
4. Type-C 到 Type-C 充电线*1

三、产品结构图



四、产品描述

本产品是一款能为手机、平板、电子书、游戏机等数码产品提供有线充电或无线充电的便携式充电设备,产品具有有线充电和无线充电二合一,磁吸定位、支持PD快充、Type-C 双向快充、15W无线快充等特点。产品内置FOD、过充、过放、温度保护等多种安全保护电路。

五、使用环境

使用环境温度:0°C至35°C以下非热带地区

六、图标说明

5年图标是指“环保有效使用期限”,不是产品质量保证期限。电子产品均含有铅、汞、铜等有毒有害物质,一旦过期使用,有毒有害物质可能因为发生外泄或突变,对环境造成污染,或对人身、财产造成严重损害。“环保使用期限”,意味着所有的电子产品均将被要求在此有效限期内使用,超过安全使用年限之后出现的安全风险问题,我们不再对产品负责处理。

七、操作说明

按操作说明
查看电量时:
按键1次启动电源输出功能,可查看电源剩余电量,电量指示灯亮约30秒指示后会自动熄灭;

有线充输出操作说明:

使用USB数据线连接本产品电源输出端口,电源将自动开始输出,个别手机因兼容性原因,需要按开自电源输出功能,按1次电源输出功能会持续约30秒,30秒内无外接负载,则自动关闭电源输出。

无线充输出操作说明:

按键1次,电量指示灯亮起,启动无线输出功能,此时约30秒内将支持为无线充电的手机充电,将手机放置无线充电区域即可为手机无线充电,如30秒内无线充电未接入,产品则会自动关闭无线充电功能。

八、无线充电温馨提醒

无线充电手机需放置在本产品无线充电区域(无线充电线圈发射区域见图示说明)进行无线充电,本无线充电距离为8mm内,如进行无线充电时距离超过8mm则无法进行无线充电,请调整手机无线充电距离在无线充电范围内。

九、安全警示说明

1. 手机背面充电接触面不能带有金属物质,如铁片,插环,金属保护壳等。
2. 手机进行充电时,如发现手机充电或发热严重的情况,很可能是由于手机接收线圈与无线充电圈没有完全对准,手机保护套内部有金属异物,请尝试冷却手机,拿掉保护套再进行正确位置对齐。
3. 请勿自行拆机,用户不正确使用或不正确放置本产品可能会导致本产品寿命减短或损坏,因此而带来的责任不属于保修责任厂家责任。
4. 移动设备存在缓存效率,故移动电源电池容量不等于可充电量。
5. 请定期为您的电源充电(建议最少每5个月一次),可维持其长久的使用寿命。
6. 如因消费者违反产品说明书不恰当使用,造成的人身及财产损失将自行承担一切后果,本公司将不承担任何法律责任。
7. 避免使用超出本产品输出电流的用电器或负载(电路会保护,无输出)。
8. 避免强烈的物理作用,包括敲击、投掷、践踏、挤压等。

十、电子信息产品有毒有害物质声明

部件名称	有毒有害物质或元素					
	铅 (Pb)	汞 (Hg)	镉 (Cd)	六价铬 (Cr VI)	多溴联苯 (PBB)	多溴二苯醚 (PBDE)
PCB	X	○	○	○	○	○
电极	○	○	○	○	○	○
电池	X	○	○	○	○	○
外壳	○	○	○	○	○	○

本表格依据SJ/T 11364的规定编制。

O:表示有毒有害物质在该部件所有均质材料中的含量均在GB/T 26572标准规定的限量要求以下。

X:表示有毒有害物质至少在该部件某一均质材料中的含量超过GB/T 26572标准规定的限量要求。

该产品符合欧盟RoHS 2.0指令 (2011/65/EU)


特此申明,深圳市时尚创展科技有限公司的产品型号为: PPCXW06符合指令2014/30/EU和2011/65/EU的规定,及器具符合性声明的全文可在以下网站查询:www.baseus.com



此设备符合欧盟指令2012/19/EU和2006/66/EU的规定,此设备不得与普通废弃物一起处理,必须回收利用。此符号标明产品不得作为生活垃圾处理,而必须将本产品交至相应的废品回收站,进行电子电气设备回收处理。



制造商: 深圳市时尚创展科技有限公司
地址: 深圳市福田区福田街道岗头社区雪岗路2008号智慧信息园B栋5层
执行标准: GB/T 35590-2017
热线: 4000-112-711 网址: www.baseus.com
PB3323Z/POA0/1000038202 FCC ID:2AY37-PPCXW06
创意设计
中国制造
图片仅供参考,请以实物为准。



Baseus Magnetic Wireless Charging Power bank 6000mAh 20W

User Manual

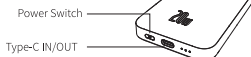
Please read this user manual carefully before use and keep it properly

1. Product Parameter
Name: Wireless Fast Charge Power bank 6000mAh
Model No: PPCXW06
Battery: Polymer Lithium Battery
Capacity: 6000mAh / 3.85V (23.1Wh)
Rated Capacity: 3500mAh (5V-2.4A)
Energy conversion rate: ≥75%
Type-C Input: 5V-2.4A; 9V-2A; 12V-1.5A
Type-C Output: 5V-2.4A; 9V-2.22A; 12V-1.5A
Wireless Charge output: 15W
Total Output: 5V-2.4A
Transmission frequency: 115-205KHz
Product Size: 97.4x 63.8x 14.7mm
Product Weight: About 140g

2. Packing list

1. Power Bank *1
2. User Manual *1
3. Warranty card *1
4. Charging Cable *1

3. Product Diagram



4. Product description

This product is a portable charging device that can provide wired or wireless charging for mobile phones, tablets, e-books, game machines and other digital products. The product has the characteristics of two in one of wired charging and wireless charging, magnetic suction positioning, 15W pd fast charging, Type-C dual way fast charging, 15W wireless fast charging, etc. Product built-in FOD, overcharge, over discharge, temperature protection and other safety protection circuit.

5. Use environment

Use ambient temperature: non-tropical area below 0°C to 35°C

6. Icon description

The "year icon refers to the "effective life of environmental protection", not the product quality assurance period. Electronic products all contain toxic and harmful substances such as lead, mercury and cadmium. Once they are overused, toxic and harmful substances may leak or mutate, cause pollution to the environment, or cause serious damage to people and property. The term of "environmental protection use" means that all electronic products will be required to use within this effective period. We will no longer be responsible for the quality of the products due to the safety risks that arise after the safe use period.

7. Operation description

The power button operation instructions
For viewing electric quantity:
Press the button once to initiate the power output function, when you can view the remaining electric level of the power bank. After lit for 30sec, the LED indicator will extinguish automatically.
Operation for discharging by cable:
Connect the USB charging cable to the corresponding output port of the power supply, and the power supply will automatically turn on the key. Due to compatibility problems, some smart phones need to press the key to turn on the

power output function, which is a normal phenomenon and need not be ignored. Press the key once to supply power to the external equipment. Press the key once to output power for about 30 seconds. If there is no external load in 30 seconds, the power output will be automatically turned off. Operation for discharging by wireless:
When the power indicator lights up for about 30 seconds, the mobile phone will be charged for wireless charging within 30 seconds. If the mobile phone is placed in the wireless charging area of the power supply, the mobile phone can be charged for wireless charging. If there is no wireless charging access within 30 seconds after one key, the product will automatically turn off the wireless charging function.

8. Wireless charging tips

The wireless charging mobile phone should be placed in the wireless charging area of the product (the transmitting area of the wireless charging coil is illustrated in the figure) for wireless charging. The wireless charging distance is within 8 mm. If the distance exceeds 8 mm, the wireless charging can not be carried out. Please adjust the wireless charging distance within the wireless charging range.

9. Safety warning instructions Tips

- 9.1. The charging contact surface on the back of the mobile phone should not be covered with metal materials, such as iron sheet, ring, metal protective case, etc.
- 9.2. When the mobile phone is charging, if intermittent charging or serious heating is found, it may be that the receiving coil of the mobile phone is not completely aligned with the wireless charging coil, or there is metal foreign matter in the protective sleeve of the mobile phone. Please try to cool the mobile phone, remove the protective sleeve, and then align it in the correct position.
- 9.3. Please do not disassemble the machine by yourself. Improper use or improper placement of the product by the user may reduce the service life or damage the product. Therefore, the responsibility does not belong to the warranty responsibility of the manufacturer or the manufacturer's responsibility. Please understand.
- 9.4. Mobile power has conversion efficiency, so the battery capacity of mobile power is not equal to the rechargeable capacity.
- 9.5. Please charge your power regularly (at least every 5 months is recommended) to maintain its long service life.
- 9.6. In case of any personal and property damage caused by consumers' improper use or warning in violation of the product instructions, the company will bear all consequences, and the company will not bear any legal liability.
- 9.7. Avoid using electrical appliances or loads that exceed the output current of the product (the circuit will be protected, no output).
- 9.8. Avoid strong physical effects, including knocking, throwing, trampling, squeezing, etc.

10. Statement on Toxic and Hazardous Substances in Electronic Information Products

This form is compiled in accordance with SJ/T 11364.
O: It indicates that the content of the toxic and harmful substance in all homogeneous materials of the component is below the limit specified in GB/T 26572 standard.
X: The content of toxic and harmful substances in at least one homogeneous material of this part exceeds the limit stipulated in GB/T 26572 standard. The product complies with EU RoHS 2.0 directive (2011/65/EU)

Part Description	Toxic or hazardous substances and elements					
	Lead (Pb)	Mercury (Hg)	Cadmium (Cd)	Hexavalent chromium (Cr VI)	Polybrominated biphenyls (PBB)	Polybrominated diphenyl ethers (PBDE)
PCB	X	○	○	○	○	○
Electrode	○	○	○	○	○	○
Battery	X	○	○	○	○	○
Casing	○	○	○	○	○	○

changes or modifications not expressly approved by the party responsible for compliance could void the user's authority to operate the equipment. This device complies with Part 15 of the FCC Rules. Operation is subject to the following two conditions:
(1) this device may not cause harmful interference, and
(2) this device must accept any interference received, including interference that may cause undesired operation.

Note: This equipment has been tested and found to comply with the limits for a Class B digital device, pursuant to Part 15 of the FCC Rules. These limits are designed to provide reasonable protection against harmful interference in a residential installation. This equipment generates, uses, and can radiate radio frequency energy, and if not installed and used in accordance with the instructions, may cause harmful interference to radio communications. However, there is no guarantee that interference will not occur in a particular installation. If this equipment does cause harmful interference to radio or television reception, which can be determined by turning the equipment off and on, the user is encouraged to try to correct the interference by one or more of the following measures:
- Reorient or relocate the receiving antenna.
- Increase the separation between the equipment and receiver.
- Connect the equipment into an outlet on a circuit different from that to which the receiver is connected.
- Consult the dealer or an experienced radio/TV technician for help.

It is hereby declared that PPCXW06, a product model of Shenzhen Times Innovation Technology Co., Ltd., complies with the provisions of Directive 2014/30/EU, 2011/65/EU. The full text of the EC Declaration of Conformity can be found on the following website: www.baseus.com

This equipment complies with the provisions of Directive 2012/19/EU and Directive 2006/66/EU. It is strictly forbidden to dispose of this equipment with ordinary trash; it must be recycled. This symbol indicates that the product shall not be treated as regular domestic trash, and must be delivered to a recycling center that is capable of recycling electronic and electrical equipment.

Manufacturer: Shenzhen Times Innovation Technology Co., Ltd.
Add: 5th Floor, Building B, Baseus Intelligence Park, No.2008, Xuegang Rd, Gangqiu Community, Bantian Street, Longgang District, Shenzhen Executive Standard: GB/T 35590-2017 FCC ID:2AY37-PPCXW06
Hotline: +86-4000-112-711 Website: www.baseus.com
PB3323Z/POA0
Designed by Baseus
Made in China



Warning: Please follow the above safety instructions otherwise it will cause fire, electric shock, damage or other damage.