

EVOLVE PLUS BENCH

Seamlessly creating the perfect team working environment, the Evolve Plus bench desking system is stunningly designed and creatively engineered.

Bench systems provide a large expanse of workspace with a continuous, uninterrupted surface area.

By selecting a single starter desk and then adding extension desks, you can have an infinite desking solution.

We have grouped our most popular configurations together as double, triple and even six pod desks.

Coupled with a wide selection of wood finished sliding tops, Evolve Plus matches our storage and Impulse ranges.

This is the desking solution that evolves with your business needs.



Chair: Ergo Click Posture Chair (p104)
Monitor Arm: Pose (p74)



Back to Back Pod of Two Desks
Page 19



Back to Back Pod of Two Extension Desk
Page 19



Back to Back Pod of Four Desks
Page 20



Back to Back Pod of Six Desks
Page 20



Single Starter Desk Set
Page 21



Single Extension Desk Set
Page 21



Single Row Pod of Two Desk Set
Page 22



Single Row Pod of Three Desk Set
Page 22



Desktop Screen
Page 23



Cable Management Tray
Page 23



Mounted PC Holder
Page 23

EVOLVE PLUS BENCH

Evolve Plus Bench

Future proof your desking solutions with the system that can grow, reduce or alter shape easily and without fuss.

Evolve Plus desks can start with a single starter desk, or a back-to-back two desk pod. Extension units of varying sizes economically add to the length of the desking run, encouraging teamworking and maximising valuable space.

Desks feature:

- Scalloped wire management cut-out
- Integrated fitting locator for Evolve Plus screens
- 25mm tops with 2mm protective ABS edging
- Sliding tops for easy wire management
- Six stunning finishes
- Floor levellers
- Telescopic extendable beam pack

Step 1

Decide on either a single starter desk or a back-to-back pod of two desks (shown below in colour)



Step 2

Add an extension desk to match your single or back-to-back starter desk choice. The extension can be any width you decide. The dotted line drawing shows a typical back-to-back extension with a back-to-back starter unit.

Notes

Each extension desk comes with a smaller mini leg unit. This gives users improved leg space under the desk and provides an economical way to extend the starter desk. The full depth leg unit that comes with the starter unit goes at the end of the desking suite as shown on the far right of the line drawing to finish off a run.



Options:



Silver Frame (S)



White Frame (W)



Grey Oak (GRY)



Beech (BCH)



Maple (MPE)



Oak (OAK)



Walnut (WNT)



White (WHT)

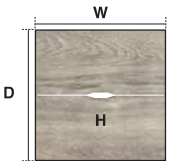
Evolve Plus Back to Back Pod of Two Starter Desks



Grey Oak Top with Silver Legs

- Back to back desk set-up for teamwork pod
- Height adjusting feet
- Sliding top

Code	Width	Depth	Height
PB2P12	1200mm	1600mm	730mm
PB2P14	1400mm	1600mm	730mm
PB2P16	1600mm	1600mm	730mm



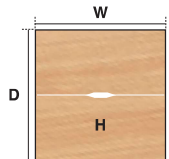
Evolve Plus Back to Back Pod of Two Extension Desk



Oak Top with Silver Legs

- Back to back desk extension set for the expansion of Two Pod desk set
- Inset leg system provides optimal user space
- Sliding top

Code	Width	Depth	Height
PBXT12	1200mm	1600mm	730mm
PBXT14	1400mm	1600mm	730mm
PBXT16	1600mm	1600mm	730mm



Options:



Silver Frame (S)



White Frame (W)



Grey Oak (GRY)



Beech (BCH)



Maple (MPE)



Oak (OAK)



Walnut (WNT)



White (WHT)

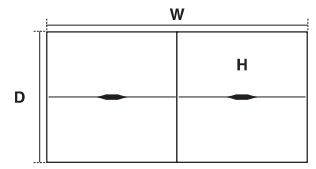
Evolve Plus Back To Back Pod of Four Desks



White Top with White Legs

- Four user desk configuration
- Inset leg system provides optimal user space
- Can be further expanded using two pod extension desk sets

Code	Width	Depth	Height
PB4P12	2400mm	1600mm	730mm
PB4P14	2800mm	1600mm	730mm
PB4P16	3200mm	1600mm	730mm



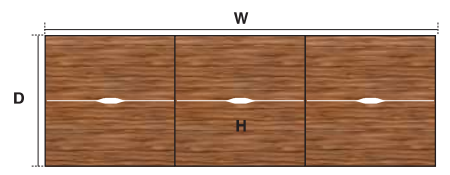
Evolve Plus Back To Back Pod of Six Desks



Walnut Top with Silver Legs

- Six user desk configuration
- Inset leg system provides optimal user space
- Can be further expanded using two pod extension desk sets

Code	Width	Depth	Height
PB6P12	3600mm	1600mm	730mm
PB6P14	4200mm	1600mm	730mm
PB6P16	4800mm	1600mm	730mm



Options:



Silver Frame (S)



White Frame (W)



Grey Oak (GRY)



Beech (BCH)



Maple (MPE)



Oak (OAK)



Walnut (WNT)



White (WHT)

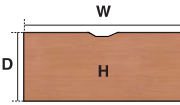
Evolve Plus Single Starter Desk Set



Beech Top with White Legs

- Single desk starter unit
- Height adjusting floor levellers
- Choice of leg frame finishes

Code	Width	Depth	Height
PBS12	1200mm	800mm	730mm
PBS14	1400mm	800mm	730mm
PBS16	1600mm	800mm	730mm



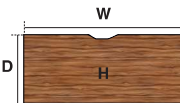
Evolve Plus Single Extension Desk Set



Walnut Top with White Legs

- Extension unit to add to starter desk
- Space-saving column legs
- Height adjusting floor levellers

Code	Width	Depth	Height
PBR112	1200mm	800mm	730mm
PBR114	1400mm	800mm	730mm
PBR116	1600mm	800mm	730mm



Options:



Silver Frame (S)



White Frame (W)



Grey Oak (GRY)



Beech (BCH)



Maple (MPE)



Oak (OAK)



Walnut (WNT)



White (WHT)

Evolve Plus Single Row Pod of Two Desk Set



Grey Oak Top with Silver Legs

- Two single desks in a row
- 2 user desk configuration
- Can be further expanded using single extension desk sets
- Integral floor levellers

Code	Width	Depth	Height
PBR212	2400mm	800mm	730mm
PBR214	2800mm	800mm	730mm
PBR216	3200mm	800mm	730mm



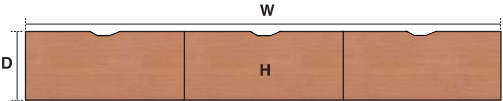
Evolve Plus Single Row Pod of Three Desk Set



Beech Top with White Legs

- Three single desks in a row
- Further expansion with single extension desk sets
- Integral floor levellers

Code	Width	Depth	Height
PBR312	3600mm	800mm	730mm
PBR314	4200mm	800mm	730mm
PBR316	4800mm	800mm	730mm



Options:



Silver Frame (S)



White Frame (W)



Grey Oak (GRY)



Beech (BCH)



Maple (MPE)



Oak (OAK)



Walnut (WNT)



White (WHT)

Desktop Screen (For Evolve Plus & Oslo)



Upholstery:

BLK = Black Fabric

BLU = Blue Fabric

UP = Bespoke Upholstery

Metal Finishes:

S = Silver Finish

W = White Finish


Example: Code LES12BLKW is a 1200(12), Black Fabric (BLK) Screen with White Frame (W).

Code	Width	Depth	Height
LES12	1200mm	25mm	400mm
LES14	1400mm	25mm	400mm
LES16	1600mm	25mm	400mm

Note: Evolve Plus Screens only compatible with 'Back to Back' configurations. See Page 72 for Impulse Plus Screens

Cable Management Tray (For Evolve Plus)

For Silver finish add S or for a White finish add W to the end of the codes.
For example EPCBW is a Cable Management Tray finished in White.



Metal Finishes:

S = Silver Finish

W = White Finish

Code	Width	Depth	Height
EPCB	900mm	200mm	60mm

Mounted PC Holder



IP000091
Universal (Strap) CPU Holder

Code	Width	Depth	Height
IP000091	205mm	465mm	450mm