


GENNIE SHIFTER™




INST10011

GENNIESHIFTER.COM

INST10011

The ORIGINAL &



STILL THE BEST!

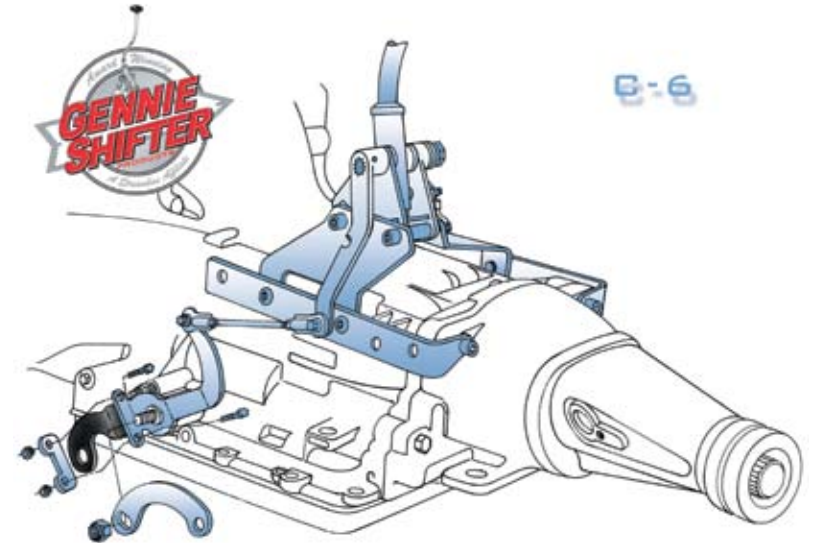
DENVER, COLORADO

877-743-6643

TOLL FREE 877-7-Gennie

GENNIESHIFTER.COM

C6 INSTALLATION



The GENNIE SHIFTER™ overlay arm for the transmission shift lever is designed to work with several of the most common arms found on C-6's. Because of difference in the transmission arms that the GENNIE SHIFTER™ overlay arm is designed to fit, the clamp bracket may have to be installed with the threaded ears in toward the transmission or out away from the transmission. The clamp bracket will distort when tightened. This is normal and provides a slipproof clamping action. Because of these arm differences, three (3) different length linkage rods are provided in the kit. Use the one that fits best when following the general instructions on adjustment.

The spacer ring provided is placed on the shift shaft between the GENNIE SHIFTER™ overlay arm and the stock C-6 transmission arm.

NOTE: For 12" shifters, the small spring in the kit is a stronger detent spring which may be necessary if the shift detent feels weak after installation of the GENNIE SHIFTER™. (The C-6 transmission is the only transmission on which this is often necessary.)

The small curved arm provided is the kick down arm.

READ THIS NOTICE

This product will be replaced if defective in manufacture or packaging. Except for such replacement, the sale or any subsequent handling of this product is without warranty or liability even though defect, damage, or loss is caused by negligence or other fault.