





model VSWP-48



model VPS-60



model VSWP-48-MG



model VSWP-60-DM


model VSP-EMK




model MS-36



model HDMS-48



model HFMS-48



model HDFMS-36

Fork Truck Mounted Brush Sweepers

Fork Truck Brush Sweepers are ideal for interior and exterior commercial sweeping. Great for cleanup applications; docks, warehouses, and parking lots. Lightweight aluminum body with polypropylene bristles. Powder coat finish. Attach unit by sliding forks into pockets and securing with locking screws.

Optional Magnets are a great asset to manufacturing and construction facilities. Enables the user to collect material in fewer passes. For best use, attach the magnet to the front of the existing broom and fasten to the forklift. Once in place, while traversing the desired area the magnet will detect metal items before they get caught in the bristles of the broom. Works with series VSWP and VPS.

The optional Edge Markers work with the deluxe brush sweeper series VPS. The 36" high markers are a visible indicator of the edge of the room for safety precautions. The units height allows the user to be informed while still maintaining the proper drive position.

Optional Dust Mop attaches to collect dust and fine particles on smooth floors. Works with series VSWP and VPS.

MODEL NUMBER	OVERALL SIZE (W x D x H)	FORK POCKET (W x D x H)	SWEEPING WIDTH	BRISTLE LENGTH	WEIGHT (POUND)
ECONOMY BRUSH SWEEPERS					
VSWP-48	48" x 5" x 9"	5" x 8" x 2"	48"	8"	43
VSWP-60	61" x 5" x 9"	5" x 8" x 2"	60"	8"	51
VSWP-48-RB	48" REPLACEMENT BRUSH KIT (5 ROWS TO A KIT)				18
VSWP-60-RB	60" REPLACEMENT BRUSH KIT (5 ROWS TO A KIT)				22
DELUXE BRUSH SWEEPERS					
VPS-60	60" x 16" x 12"	8 ³ / ₈ " x 15 ¹ / ₂ " x 2"	60"	11"	146
VPS-72	74" x 15" x 4 ¹ / ₂ "	8 ³ / ₈ " x 15 ¹ / ₂ " x 2"	72"	11"	173
VPS-60-RB	60" REPLACEMENT BRUSH KIT (8 ROWS TO A KIT)				60
VPS-72-RB	72" REPLACEMENT BRUSH KIT (8 ROWS TO A KIT)				70
OPTIONS					
VSWP-48-MG	4 FT. LONG MAGNET use with VSWP-48				30
VSWP-60-MG	5 FT. LONG MAGNET use with VSWP-60 & VSP-60				37
VSP-EMK	EDGE MARKERS use with series VSP				1
VSWP-60-DM	DUST MOP ATTACHMENT use with VSWP-60 & VSP-60				10

Hanging Magnetic Sweepers

Hanging Magnetic Sweepers are ideal for cleaning industrial settings, parking lots, and loading areas. The design is durable, yet lightweight, for easy maneuverability and portability from work area to work area. A release lever on series MS and HFMS is located in the sweeper for simple, safe discarding of fragments. Constructed with heavy gauge steel and aluminum. Comes completely assembled.

Hanging Magnetic Sweepers, *Chain Hang-Type* with eyebolts and chains for hanging units from a vehicle.

Hanging Magnetic Sweepers *with Forklift Hang-Type* can be suspended from a fork lift for smooth and efficient gathering of material, both large and small. Fork pockets measure 5"W x 1¹/₄"H.

MODEL NUMBER	DESCRIPTION	SWEEP WIDTH	CAPACITY	WEIGHT (POUND)
MAGNETIC HANG-TYPE SWEEPER				
MS-36	CHAIN HANG-TYPE	36"	45 lb.	23
MS-48	CHAIN HANG-TYPE	48"	55 lb.	28
MS-60	CHAIN HANG-TYPE	60"	65 lb.	34
MS-72	CHAIN HANG-TYPE	72"	75 lb.	39
MAGNETIC HANG-TYPE SWEEPER - HEAVY-DUTY				
HDMS-36	CHAIN HANG-TYPE	36"	75 lb.	36
HDMS-48	CHAIN HANG-TYPE	48"	100 lb.	55
HDMS-60	CHAIN HANG-TYPE	60"	120 lb.	68
HDMS-72	CHAIN HANG-TYPE	72"	130 lb.	79
MAGNETIC HANG-TYPE SWEEPER WITH FORK LIFT HANGER				
HFMS-36	FORKLIFT HANG-TYPE	36"	45 lb.	23
HFMS-48	FORKLIFT HANG-TYPE	48"	55 lb.	28
HFMS-60	FORKLIFT HANG-TYPE	60"	65 lb.	34
HFMS-72	FORKLIFT HANG-TYPE	72"	75 lb.	39
MAGNETIC HANG-TYPE SWEEPER WITH FORK LIFT HANGER - HEAVY-DUTY				
HDFMS-36	FORKLIFT HANG-TYPE	36"	75 lb.	44
HDFMS-48	FORKLIFT HANG-TYPE	48"	100 lb.	57
HDFMS-60	FORKLIFT HANG-TYPE	60"	120 lb.	71
HDFMS-72	FORKLIFT HANG-TYPE	72"	130 lb.	83