



model PWC-G

model PWC-Y




model PLWC-Y

model PWC-DS-BK




model URWC-2, URWC-15, URWC-25



model URWC-8

model URWC-8-HDL



model URWC-25


BOTTOM VIEW
model URWC-25-SS



model URWC-35
through hole has a diameter of 1/2"



G) FAB-8



H) FAB-10

I) FAB-11



J) MS-15

K) SSC-17



M) GWC-10

L) SWC-22

CA Residents see WARNING A, Pg. 459

Plastic Wheel Chocks

These plastic wheel chocks are durable yet light enough to take along when you travel. Series *PWC*, is made of 100% recycled plastic. Resistant to damage from sunlight, oil, salt, and chemicals. Features a molded-in handle with two (2) 1 3/8" thru holes. Holes will accommodate OH-15 chain attachment (not included).

Model *PLWC-Y*, features a molded-in handle. Bottom surface includes three (3) steel cleats for extra traction.

Series *PWC-DS*, features a dual slope. One side has a 45° slope while the other side has a 60° slope. 100% recycled plastic construction is chemical and sunlight resistant and delivers a strong grasp to a number of surfaces. Features a 1-1/8" thru hole to accommodate chain attachment.

| MODEL NUMBER | DESCRIPTION | WHEEL CHOCK (W x H x D) | COLOR | WEIGHT (POUND) |
|--------------|------------------|---------------------------|--------|----------------|
| PWC-G | RECYCLED PLASTIC | 7 1/2" x 7 1/2" x 10 1/4" | GREEN | 7 |
| PWC-Y | RECYCLED PLASTIC | 7 1/2" x 7 1/2" x 10 1/4" | YELLOW | 7 |
| PWC-OR | RECYCLED PLASTIC | 7 1/2" x 7 1/2" x 10 1/4" | ORANGE | 7 |
| PWC-BK | RECYCLED PLASTIC | 7 1/2" x 7 1/2" x 10 1/4" | BLACK | 7 |
| PLWC-Y | MOLDED PLASTIC | 7 1/4" x 9" x 18 1/2" | YELLOW | 6 |
| PWC-DS-YL | RECYCLED PLASTIC | 9 1/4" x 6" x 10 11/16" | YELLOW | 13 |
| PWC-DS-OR | RECYCLED PLASTIC | 9 1/4" x 6" x 10 11/16" | ORANGE | 13 |
| PWC-DS-BK | RECYCLED PLASTIC | 9 1/4" x 6" x 10 11/16" | BLACK | 13 |

Urethane Wheel Chocks

Bright orange for greater visibility. Incoming and outgoing drivers can easily see chock for added safety. Tread on chock face provides better grip and reduces slippage.

| MODEL NUMBER | DESCRIPTION | WHEEL CHOCK (W x H x L) | WEIGHT (POUND) |
|--------------|---------------------------|-------------------------|----------------|
| URWC-2* | MINI-URETHANE CHOCK | 7" x 6" x 8" | 3 |
| URWC-8 | URETHANE CHOCK (EYEBOLT) | 9 1/2" x 8" x 6" | 3 |
| URWC-8-HDL | URETHANE WITH HANDLE | 9 1/2" x 8" x 6" | 4 |
| URWC-15* | URETHANE WHEEL CHOCK | 8" x 8" x 11" | 9 |
| URWC-25* | JUMBO URETHANE CHOCK | 14 7/8" x 15" x 17 1/2" | 21 |
| URWC-25-SS* | JUMBO CHOCK W/STEEL STUDS | 14 1/2" x 14 1/2" x 17" | 22 |
| URWC-35* | SUPER URETHANE CHOCK | 14" x 14" x 24" | 31 |
| URWC-45* | MEGA URETHANE CHOCK | 18" x 18" x 24" | 32 |

*MOLDED HOLE THROUGH WIDTH OF CHOCK FOR ATTACHING CHAIN (not included)

Steel Wheel Chocks

- G) Textured tread plate to provide maximum traction.
- H) Open face radius allows chock to be used with any size tire. Includes 10 ft. chain.
- I) Formed chock utilizes a saw tooth bottom for traction.
- J) Features grip slot for easy pick up and positioning.
- K) Slope design contours to truck wheel.
- L) Rugged all welded construction. Works in mud, sand, or concrete.
- M) Serrated steel wheel chock, grate style, 14"D including handle, includes positioning handle with grip.

| TYPE | MODEL NUMBER | DESCRIPTION | WHEEL CHOCK (W x H x L) | WEIGHT (POUND) |
|------|--------------|-------------------------|------------------------------|----------------|
| G | FAB-8 | WELDED STEEL CHOCK | 7 1/2" x 8" x 8" | 7 |
| H | FAB-10 | FABRICATED STEEL CHOCK | 9 13/16" x 8 1/4" x 9 15/16" | 11 |
| I | FAB-11 | FORMED STEEL CHOCK | 8" x 9" x 10 3/4" | 11 |
| J | MS-15 | MOLDED CAST STEEL CHOCK | 8 9/16" x 7 1/8" x 8 1/4" | 16 |
| K | SSC-17 | CAST STEEL SLOPE CHOCK | 8 3/4" x 8 1/2" x 15 1/2" | 25 |
| L | SWC-22 | STEEL WHEEL CHOCK | 6" x 9 1/16" x 17 5/16" | 19 |
| M | GWC-10* | SERRATED STEEL CHOCK | 9" x 4 7/8" x 11 1/4" | 11 |

*14" DEEP INCLUDING HANDLE