


Rolling Warehouse Ladders (12 to 16 Step)


Finally an easy and safe solution for reaching products on high shelves. Each ladder is rated at 350 pounds uniform capacity. Units feature a 58° climb angle and the EZ models features a 50° climb angle. The handrail height is 36" from the top step and around the top step a 4" toeboard is included. Each step is 24" wide by 7" deep. Choose either grip strut style or perforated style steps. Front wheels are 3" diameter. Side frame is constructed from welded square tubular steel and offers maximum strength. Unique design allows ladder to separate for shipping and storage. Welded steel construction with baked-in powder-coated toughness. Manufactured in compliance with OSHA 1910.29 and ANSI A14.7 standards.

Optional safety gate sold separately to help keep children and unauthorized personnel off the ladder. Activating the caster floor lever will lift the gate into an upright position. Pushing the gate forward will disengage the casters from the floor and allow for safe access to the ladder.




model LAD-16-21-G

| MODEL NUMBER | NO. OF STEPS | TOP STEP HEIGHT | OVERALL HEIGHT | BASE SIZE (W x D) | TOP STEP DEPTH | WEIGHT (POUND) |
|-------------------------------|------------------------------------|-----------------|----------------|--|----------------|----------------|
| GRIP STRUT STEPS - 58° | | | | | | |
| LAD-12-14-G | 12 | 120" | 156" | 34¼" x 91 ⁵ / ₁₆ " | 14" | 391 |
| LAD-13-14-G | 13 | 130" | 166" | 42¼" x 95 ⁹ / ₁₆ " | 14" | 441 |
| LAD-14-14-G | 14 | 140" | 176" | 42¼" x 101 ⁷ / ₈ " | 14" | 466 |
| LAD-15-14-G | 15 | 150" | 186" | 42¼" x 108" | 14" | 489 |
| LAD-16-14-G | 16 | 160" | 196" | 42¼" x 115¼" | 14" | 522 |
| LAD-12-21-G | 12 | 120" | 156" | 34¼" x 97½" | 21" | 414 |
| LAD-13-21-G | 13 | 130" | 166" | 42¼" x 102 ⁹ / ₁₆ " | 21" | 457 |
| LAD-14-21-G | 14 | 140" | 176" | 42¼" x 108 ⁷ / ₈ " | 21" | 482 |
| LAD-15-21-G | 15 | 150" | 186" | 42¼" x 115" | 21" | 505 |
| LAD-16-21-G | 16 | 160" | 196" | 42¼" x 122¼" | 21" | 527 |
| PERFORATED STEPS - 58° | | | | | | |
| LAD-12-14-P | 12 | 120" | 156" | 34¼" x 91 ⁵ / ₁₆ " | 14" | 388 |
| LAD-13-14-P | 13 | 130" | 166" | 42¼" x 95 ⁹ / ₁₆ " | 14" | 472 |
| LAD-14-14-P | 14 | 140" | 176" | 42¼" x 101 ⁷ / ₈ " | 14" | 478 |
| LAD-15-14-P | 15 | 150" | 186" | 42¼" x 108" | 14" | 490 |
| LAD-16-14-P | 16 | 160" | 196" | 42¼" x 115¼" | 14" | 507 |
| LAD-12-21-P | 12 | 120" | 156" | 34¼" x 97½" | 21" | 402 |
| LAD-13-21-P | 13 | 130" | 166" | 42¼" x 102 ⁹ / ₁₆ " | 21" | 453 |
| LAD-14-21-P | 14 | 140" | 176" | 42¼" x 108 ⁷ / ₈ " | 21" | 478 |
| LAD-15-21-P | 15 | 150" | 186" | 42¼" x 115" | 21" | 501 |
| LAD-16-21-P | 16 | 160" | 196" | 42¼" x 122¼" | 21" | 552 |
| GRIP STRUT STEPS - 50° | | | | | | |
| LAD-12-14-G-EZ | 12 | 120" | 156" | 34¼" x 110 ⁷ / ₈ " | 14" | 434 |
| LAD-13-14-G-EZ | 13 | 130" | 166" | 42¼" x 120 ⁷ / ₈ " | 14" | 453 |
| LAD-14-14-G-EZ | 14 | 140" | 176" | 42¼" x 128 ¹ / ₁₆ " | 14" | 502 |
| LAD-15-14-G-EZ | 15 | 150" | 186" | 42¼" x 136 ⁵ / ₁₆ " | 14" | 505 |
| LAD-16-14-G-EZ | 16 | 160" | 196" | 42¼" x 144 ¹³ / ₁₆ " | 14" | 527 |
| LAD-12-21-G-EZ | 12 | 120" | 156" | 34¼" x 121 ⁷ / ₁₆ " | 21" | 416 |
| LAD-13-21-G-EZ | 13 | 130" | 166" | 42¼" x 127 ⁷ / ₈ " | 21" | 478 |
| LAD-14-21-G-EZ | 14 | 140" | 176" | 42¼" x 135 ¹ / ₁₆ " | 21" | 496 |
| LAD-15-21-G-EZ | 15 | 150" | 186" | 42¼" x 143 ⁵ / ₁₆ " | 21" | 521 |
| LAD-16-21-G-EZ | 16 | 160" | 196" | 42¼" x 151 ¹³ / ₁₆ " | 21" | 542 |
| PERFORATED STEPS - 50° | | | | | | |
| LAD-12-14-P-EZ | 12 | 120" | 156" | 34¼" x 110 ⁷ / ₈ " | 14" | 398 |
| LAD-13-14-P-EZ | 13 | 130" | 166" | 42¼" x 120 ⁷ / ₈ " | 14" | 450 |
| LAD-14-14-P-EZ | 14 | 140" | 176" | 42¼" x 128 ¹ / ₁₆ " | 14" | 476 |
| LAD-15-14-P-EZ | 15 | 150" | 186" | 42¼" x 136 ⁵ / ₁₆ " | 14" | 501 |
| LAD-16-14-P-EZ | 16 | 160" | 196" | 42¼" x 144 ¹³ / ₁₆ " | 14" | 523 |
| LAD-12-21-P-EZ | 12 | 120" | 156" | 34¼" x 121 ⁷ / ₁₆ " | 21" | 413 |
| LAD-13-21-P-EZ | 13 | 130" | 166" | 42¼" x 127 ⁷ / ₈ " | 21" | 465 |
| LAD-14-21-P-EZ | 14 | 140" | 176" | 42¼" x 135 ¹ / ₁₆ " | 21" | 492 |
| LAD-15-21-P-EZ | 15 | 150" | 186" | 42¼" x 143 ⁵ / ₁₆ " | 21" | 516 |
| LAD-16-21-P-EZ | 16 | 160" | 196" | 42¼" x 151 ¹³ / ₁₆ " | 21" | 538 |
| OPTIONS | | | | | | |
| LAD-GATE-58 | FOOT ACTIVATED SAFETY GATE 58° | | | | | 44 |
| LAD-GATE-50-EZ | FOOT ACTIVATED SAFETY GATE 50° -EZ | | | | | 45 |
| LAD-TT-B | TOOL TRAY | | | | | 14 |



GRIP STRUT STEP



PERFORATED STEP



model LAD-16-21-G shown with LAD-GATE-58 option