

Air Corner Tilters FACTORY AIR POWERED

The floor level airbag powered tilters provide ergonomic loading and unloading of bulk containers, gaylords, or crates. Pallet truck and fork truck accessible. Tilts up to 45°. Activated by a hand operated control lever or foot pedal. The air bag inflates tilting the container automatically as it is unloaded. As the container becomes lighter, it automatically tilts and the material shifts to the corner of the container where it can be easily removed by manual or mechanical means. The regulator is factory preset to begin rotating the container when the weight reaches approximately 900 pounds.

| MODEL NUMBER | DESCRIPTION | PLATFORM SIZE (W x L) | UNIFORM CAPACITY | WEIGHT (POUND) |
|--------------|------------------------|-----------------------|------------------|----------------|
| AIR-THL | HAND LEVER OPERATION | 44" x 44" | 1,500 lb. | 550 |
| AIR-TFP | FOOT TREADLE OPERATION | 44" x 44" | 1,500 lb. | 550 |
| AIR-PVO | POWER VIBRATOR OPTION | -- | -- | 40 |




model AIR-THL

Electric/Hydraulic Corner Tilters 460V 3-PHASE STD, OPTIONS ON PG. 108

Reduce repetitive motion injuries and fatigue, while making your job easier and faster. Designed to corner tilt pallets, crates, boxes, or baskets. AC powered with 2HP 460V 3 phase with a push button control, other voltages available. Built-in fork tubes for easy portability with a fork truck.

| MODEL NUMBER | PLATFORM SIZE (W x L x H) | UNIFORM CAPACITY | MAXIMUM TILT | WEIGHT (POUND) |
|--------------|---------------------------|------------------|--------------|----------------|
| EMC-4242-2 | 42" x 42" x 24" | 2,000 lb. | 30° | 750 |
| EMC-4242-4 | 42" x 42" x 24" | 4,000 lb. | 30° | 800 |
| EMC-4848-2 | 48" x 48" x 24" | 2,000 lb. | 29° | 800 |
| EMC-4848-4 | 48" x 48" x 24" | 4,000 lb. | 29° | 673 |

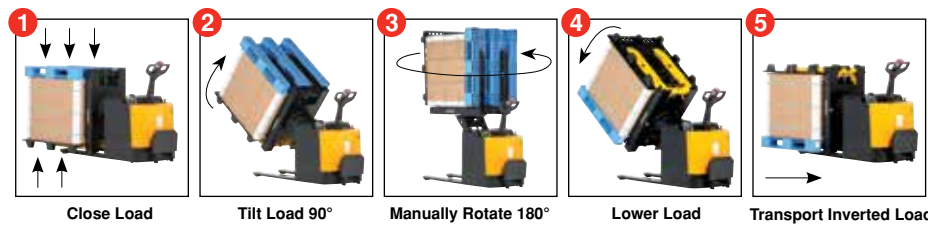
FOOT CONTROL, MODEL FC-2



model EMC-4848-4

Portable Pallet Inverters 24V DC STANDARD

Tilt and rotate loads with our durable Pallet Inverters. Low profile design of 3½" allows the operator to stand on the rider platform and steer the load from workstation to workstation quickly and easily. DC power lift and drive makes operation safe and efficient. The ergonomic handle features easy to operate throttle with infinite forward and reverse speeds, tilt/lower controls, safety belly reverse button, and horn. Features an electromagnetic disc brake with automatic dead-man feature that activates when user releases handle. Includes four (4) 6V batteries, an on-board battery charger, battery level gauge, emergency battery disconnect, and horn. Ideal in loading dock areas as a power pallet truck, pallet tilter, or as a turntable. Rolls smoothly on polyurethane steer and load wheels.





| MODEL NUMBER | UNIFORM CAPACITY | FORK OPENING (MIN & MAX) | LOWERED HEIGHT | FORK (W x L) | OVERALL SIZE (W x L x H) | WEIGHT (POUND) |
|--------------|------------------|--------------------------|---------------------------------|--------------|---|----------------|
| PPI-150 | 3,000 lb. | 32" to 54" | 3 ⁵ / ₈ " | 6" x 36" | 35 ³ / ₄ " x 99 ¹ / ₂ " x 56" | 2290 |

Pallet Inverters 460V 3-PHASE STANDARD

Engineered to reduce your costs in production, storage, retrieval, and distribution. The 180° rotation makes pallet exchange quick and simple, while reducing product damage. Easy load transfer from wood pallet to plastic pallet, slip sheet, or rental pallet. Units can be loaded and unloaded with a fork truck. Uniform capacity is 4,400 pounds. Machine guarding is standard, safety guarding is optional. Special sizes available, please contact factory. Units ship flatbed truck.

| MODEL NUMBER | MAXIMUM LOAD SIZE (W x L) | MINIMUM JAW OPENING HEIGHT | MAXIMUM JAW OPENING HEIGHT | CONTROL | WEIGHT (POUND) |
|--------------|---------------------------|----------------------------|----------------------------|---------|----------------|
| PI-51 | 50" x 50" | 37" | 61" | PENDANT | 4048 |
| PI-51-L | 50" x 50" | 37" | 61" | LEVER | 4048 |
| PI-61 | 50" x 50" | 43" | 73" | PENDANT | 4268 |
| PI-61-L | 50" x 50" | 43" | 73" | LEVER | 4268 |

HAND PENDANT CONTROL STANDARD / NEMA 12 RATING STANDARD



SHOWN WITH MACHINE GUARDS