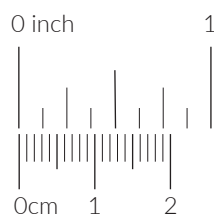




INACIO

Printing settings

To get the best results, you will need to go to the 'printing settings' before printing and ensure that the 'page scaling' option is set to ,none' or '100%' in the print dialogue box. It must be printed on a **A4 size page**. To check that the Ring Size Guide has been printed properly, take a ruler and measure the sample below. It should measure exactly 2 cm / 1 inch.

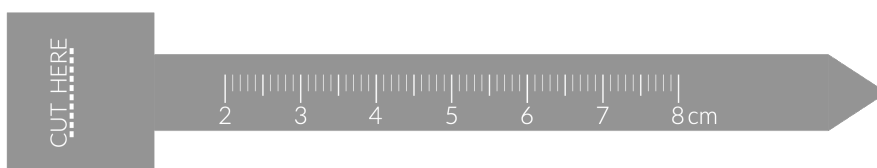


Method 1

1. Cut out the paper ring sizer and follow the instructions bellow.
2. After the ring sizer is cut out, cut a slit on the sizer where it indicates «cut here».
3. Wrap it around your finger by inserting the pointed end through the opening that you just cut before (the «cut here» one). Make sure the numbers are at the outside part of the paper.
4. Pull the pointed end until the paper adheres to your finger.
5. The number that lines up with the edge of the opening is the circumference of your finger.
6. Repeat the process for a better accuracy and check the size tab, you'll find the corresponding size.


Tip:

Be careful not to wrap the string too tight because the ring has to pass also the largest part of your finger (the knuckle).




Method 2


- If you have a ring that perfectly fits you, place it over the nearest sized circle of the Ring Size Chart.
- If your ring appears to be between two sizes, we recommend the larger size.



Choose a larger size




Choose a smaller size



This is the perfect size

Ring Size Chart



INACIO

Ring Size Converter

Inner Diameter in mm	Germany (Circumference in mm)	USA (Canada)	UK / Australia	France	Japan
14.3	45	3.4(3)	G	5	5.0
14.6	46	3.7(3-)	G 1/2	6	5.9
15.0	47	4.1(4)	H 1/2	7	6.9
15.3	48	4.5(4-)	I 1/2	8	7.8
15.6	49	4.9(4-)	J	9	8.8
15.9	50	5.3(5)	K	10	9.7
16.2	51	5.7(5-)	K 1/2	11	10.7
16.6	52	6.1(6)	L 1/2	12	11.6
16.9	53	6.4(6)	M 1/2	13	12.6
17.2	54	6.8(6-)	N	14	13.6
17.5	55	7.2(7)	O	15	14.5
17.8	56	7.6(7-)	P	16	15.5
18.1	57	8.0	P 1/2	17	16.4
18.5	58	8.4(8)	Q 1/2	18	17.4
18.8	59	8.7(8-)	R	19	18.3
19.1	60	9.1(9)	S	20	19.3
19.4	61	9.5(9-)	T	21	20.2
19.7	62	9.9(9-)	T 1/2	22	21.2
20.1	63	10.3(10)	U 1/2	23	22.2
20.4	64	10.7(10-)	V	24	23.1
20.7	65	11.0	W	25	24.1



INACIO